

eRules

CONTINUING AIRWORTHINESS

(IR + AMC & GM)



Easy Access Rules for Continuing Airworthiness (Regulation (EU) No 1321/2014)

EASA eRULES

EASA eRules: aviation rules for the 21st century

Rules are the core of the EU civil aviation system. The aim of the EASA eRules project is to make them accessible to stakeholders in an efficient and reliable way.

EASA eRules is a comprehensive, single system for structuring, sharing, and storing of rules. It is the single, easy-access online database for all aviation safety rules applicable to persons and organisations subject to Basic Regulation (Regulation (EU) 2018/1139).

The Easy Access Rules (EAR) are the output of the eRules project. The EAR books are consolidated versions of those rules, combining EU regulations with the related EASA Executive Director (ED) decisions in an easy-to-read format with advanced navigation features through links and bookmarks. The EAR books are regularly updated, following the adoption of an official publication.

The EAR books are available:

- in PDF format;
- as dynamic online publications (online format) with a wide range of functionalities, such as filters to obtain regulatory material tailored to one's needs, a search function through the table of contents to quickly access the relevant sections, and easy navigation for computers, tablets, and mobiles; and
- in XML (machine-readable) format that can be easily processed and automated by recipients, producing output that is compatible and can be synchronised with local applications, search databases, etc.

The EASA eRules system is developed and implemented in close cooperation with the Member States and aviation industry to ensure that all its capabilities are relevant and effective.

Published July 2024¹

Copyright notice

© European Union, 1998-2024

Unless otherwise specified, you can re-use the legal documents published in EUR-Lex for commercial or non-commercial purposes [...] ('© European Union, <http://eur-lex.europa.eu>, 1998-2024')².

¹ The published date represents the date when the consolidated version of the EAR book was generated.

² Euro-Lex, Important Legal Notice: <http://eur-lex.europa.eu/content/legal-notice/legal-notice.html>.

DISCLAIMER

This document is issued by the European Union Aviation Safety Agency (referred to as both 'EASA' and 'the Agency') to provide its stakeholders with an updated, consolidated, and easy-to-read publication. It has been prepared by putting together the officially published EU regulations with the related EASA acceptable means of compliance (AMC) and guidance material (GM) (including their amendments) adopted so far. However, this document is not an official publication, and EASA accepts no liability for damage of any kind resulting from the risks inherent in its use.

LIST OF REVISIONS

Published	Reason for revision
January 2017	First Easy Access Rules document powered by eRules.
June 2017	To incorporate ED Decision 2017/016/R amending Appendix I to AMC to Part-66 'Aircraft type ratings for Part-66 aircraft maintenance licences'.
April 2019	To incorporate amending Regulation (EU) 2018/1142 , and ED Decision 2019/009/R introducing AMC/GM to the cover regulation and amending AMC/GM to Part-M, Part-145, Part-66, Part-147 and Part-T.
June 2020	To incorporate the following amending regulations: <ul style="list-style-type: none"> – Regulation (EU) 2019/1383 introducing in particular Part-ML (Annex Vb), Part-CAMO (Annex Vc) and Part-CAO (Annex Vd); – Corrigendum to Regulation (EU) 2019/1383 – Regulation (EU) 2019/1384 – Regulation (EU) 2020/270 To incorporate the following ED Decisions: <ul style="list-style-type: none"> – ED Decision 2019/024/R amending Appendix I to AMC to Part-66 'Aircraft type ratings for Part-66 aircraft maintenance licences'. – ED Decision 2020/002/R amending AMC/GM to Part-M, Part-145, Part-66, Part-147, Part-T and to the cover regulation and introducing AMC/GM to Part-ML, Part-CAMO and Part-CAO
February 2021	To incorporate amending Regulation (EU) 2020/1159 as regards the introduction of new additional airworthiness requirements. To incorporate the related ED Decision 2020/023/R .
July 2021	To incorporate amending Regulation (EU) 2021/700 as regards the maintenance data and the installation of certain aircraft components during maintenance. To incorporate the related ED Decision 2021/009/R .
September 2022	To incorporate amending Regulation (EU) 2022/410 as regards the continuing airworthiness management in a single air carrier business grouping. To incorporate the related ED Decision 2022/017/R . To withdraw the provisions no longer applicable after 18 May 2022 pursuant to Regulation (EU) 2021/700 and related ED Decision 2021/009/R .
October 2022 (Advance revision)	To incorporate amending Regulation (EU) 2021/1963 as regards safety management systems in maintenance organisations. To incorporate the related ED Decision 2022/011/R .
December 2022	To incorporate Corrigendum to Regulation (EU) 2019/1383 (OJ L 297/83 of 17.11.2022) . To delete erroneous content (points 5 and 6 wrongly incorporated) in AMC1 145.A.30(d) of the advance revision from October 2022.

Published	Reason for revision
	To incorporate formatting changes and withdraw the markings "Applicable from 2 December 2022", which were introduced by the advance revision and become unneeded as this revision is published on the same date.
July 2024	To incorporate the following amending regulations and related ED Decisions: <ul style="list-style-type: none"><li data-bbox="491 472 1394 566">– Regulation (EU) 2022/1360 and ED Decision 2023/013/R, as regards the implementation of more proportionate requirements for aircraft used for sport and recreational aviation;<li data-bbox="491 584 1394 678">– Regulation (EU) 2023/203 and ED Decision 2023/010/R, as regards requirements for the management of information security risks with a potential impact on aviation safety for organisations;<li data-bbox="491 696 1394 790">– Regulation (EU) 2023/989, ED Decision 2023/019/R, and Corrigendum to ED Decision 2023/019/R, as regards the review of Part-66 and the introduction of new training methods and new teaching technologies.

NOTE FROM THE EDITOR

The content of this document is arranged as follows: the cover regulation (recitals and articles) of the implementing rule (IR) appear first, then the IR annex points, followed by the related acceptable means of compliance (AMC) and guidance material (GM).

All elements (i.e. articles, IRs, AMC, and GM) are colour-coded and can be identified according to the illustration below. The EU regulation or EASA Executive Director (ED) decision through which the article, IR, AMC, or GM was introduced or last amended is indicated below the article, IR, AMC, or GM title in *italics*.

<u>Cover regulation article</u>	<i>Regulation</i>
Implementing rule	<i>Regulation</i>
Acceptable means of compliance	<i>ED Decision</i>
Guidance material	<i>ED Decision</i>

Note 1: In some instances (e.g. [145.A.30](#) Personnel requirements), the source is indicated at the level of point paragraph (e.g. 145.A.30(a)).

This document will be updated regularly to incorporate further amendments.

The format of this document has been adjusted to make it user-friendly and for reference purposes. Any comments should be sent to erules@easa.europa.eu.

INCORPORATED AMENDMENTS

IMPLEMENTING RULES (IRs) (COMMISSION REGULATIONS)

Incorporated Commission Regulation	Affected Part	Regulation amendment	Applicability date ¹
Regulation (EU) No 1321/2014	Annex I (Part-M)	Recast	06/01/2015
	Annex II (Part-145)		
	Annex III (Part-66)		
	Annex IV (Part-147)		
Regulation (EU) 2015/1088	Annex I (Part-M)	First amending regulation	27/07/2015
	Annex II (Part-145)		
	Annex IV (Part-147)		
Regulation (EU) 2015/1536	Annex I (Part-M)	Second amending regulation	25/08/2016
	Annex II (Part-145)		
	Annex III (Part-66)		
	Annex Va (Part-T)		
Regulation (EU) 2018/1142	Annex I (Part-M)	Third amending regulation	05/03/2019*
	Annex II (Part-145)		
	Annex III (Part-66)		
	Annex IV (Part-147)		
	Annex Va (Part-T)		
Regulation (EU) 2019/1383 and Corrigendum to Regulation (EU) 2019/1383 (OJ L 230/7 of 6.9.2019) and Corrigendum to Regulation (EU) 2019/1383 (OJ L 297/83 of 17.11.2022)	Annex I (Part-M)	Fourth amending regulation	24/03/2020
	Annex II (Part-145)		
	Annex III (Part-66)		
	Annex IV (Part-147)		
	Annex Va (Part-T)		
	Annex Vb (Part-ML)		
	Annex Vc (Part-CAMO)		
	Annex Vd (Part-CAO)		
Regulation (EU) 2019/1384	Annex I (Part-M)	Fifth amending regulation	24/03/2020
	Annex Vb (Part-ML)		
Regulation (EU) 2020/270	Annex I (Part-M)	Sixth amending regulation	24/03/2020
	Annex II (Part-145)		
	Annex III (Part-66)		
	Annex IV (Part-147)		
	Annex Vb (Part-ML)		
	Annex Vc (Part-CAMO)		
	Annex Vd (Part-CAO)		

Continue next page

¹ This is the date of application (i.e. the date from which an act or a provision in an act produces its full legal effects) as defined in the relevant cover regulation article. Some provisions of the regulations though may be applicable at a different date (e.g. deferred applicability) as specified in the relevant article of the regulation. Besides, there may be some opt-outs (derogations from certain provisions) notified by the Member States.

Incorporated Commission Regulation	Affected Part	Regulation amendment	Applicability date
Regulation (EU) 2020/1159	Annex I (Part-M)	Seventh amending regulation	26/02/2021
Regulation (EU) 2021/700	Annex I (Part-M)	Eighth amending regulation	18/05/2021
	Annex II (Part-145)		18/05/2022
	Annex III (Part-66)		18/05/2021
	Annex Vb (Part-ML)		18/05/2021
	Annex Vd (Part-CAO)		18/05/2022
Regulation (EU) 2022/410	Annex I (Part-M)	Ninth amending regulation	18/05/2021
	Annex Vc (Part-CAMO)		18/05/2022
Regulation (EU) 2021/1963	Annex I (Part-M)	Tenth amending regulation	31/03/2022
	Annex II (Part-145)		02/12/2021
	Annex Vb (Part-ML)		02/12/2022
Regulation (EU) 2022/1360	Annex I (Part-M)	Eleventh amending regulation	02/12/2021
	Annex II (Part-145)		02/12/2022
	Annex III (Part-66)		02/12/2021
	Annex Vb (Part-ML)		25/08/2023
	Annex Vc (Part-CAMO)		
Regulation (EU) 2023/989	Annex I (Part-M)	Twelfth amending regulation	12/06/2023
	Annex III (Part-66)		12/06/2024
	Annex IV (Part-147)		12/06/2024
	Annex Vb (Part-ML)		12/06/2023
Regulation (EU) 2023/203	Annex II (Part-145)	Thirteenth amending regulation	22/02/2026
	Annex III (Part-66)		22/02/2026
	Annex Vc (Part-CAMO)		22/02/2026

Notes:

To access the official versions, please click on the hyperlinks provided above.

Amending regulations issued to correct language versions other than English (e.g. Regulation (EU) 2017/334) are not considered in this document.

AMC/GM TO IRs (ED DECISIONS)

Incorporated ED Decision	Affected AMC/GM	AMC/GM Issue No, Amendment No	Applicability date
ED Decision 2015/029/R	AMC/GM to Annex I (Part-M)	Issue 2 (Recast)	18/12/2015
	AMC/GM to Annex II (Part-145)		
	AMC/GM to Annex III (Part-66)		
	AMC/GM to Annex IV (Part-147)		
ED Decision 2016/011/R	AMC/GM to Annex I (Part-M)	Issue 2, Amendment 1	25/08/2016
	AMC/GM to Annex II (Part-145)		
	AMC/GM to Annex III (Part-66)		
	AMC/GM to Annex Va (Part-T)	Issue 1	
ED Decision 2017/016/R	AMC/GM to Annex III (Part-66)	Issue 2, Amendment 2	02/06/2017
ED Decision 2019/009/R	AMC/GM to articles	Issue 1	05/03/2019
	AMC/GM to Annex I (Part-M)	Issue 2, Amendment 2	
	AMC/GM to Annex II (Part-145)		
	AMC/GM to Annex III (Part-66)	Issue 2, Amendment 3	
	AMC/GM to Annex IV (Part-147)	Issue 2, Amendment 1	
	AMC/GM to Annex Va (Part-T)	Issue 1, Amendment 1	
ED Decision 2019/024/R	AMC & GM to Annex III (Part-66)	Issue 2, Amendment 4	19/11/2019
ED Decision 2020/002/R	AMC/GM to articles	Issue 1, Amendment 1	24/03/2020
	AMC/GM to Annex I (Part-M)	Issue 2, Amendment 3	
	AMC/GM to Annex II (Part-145)	Issue 2, Amendment 3	
	AMC/GM to Annex III (Part-66)	Issue 2, Amendment 5	
	AMC/GM to Annex IV (Part-147)	Issue 2, Amendment 2	
	AMC/GM to Annex Va (Part-T)	Issue 1, Amendment 2	
	AMC/GM to Annex Vb (Part-ML)	Issue 1	
	AMC/GM to Annex Vc (Part-CAMO)	Issue 1	
	AMC/GM to Annex Vd (Part-CAO)	Issue 1	
ED Decision 2020/023/R	AMC/GM to Annex I (Part-M)	Issue 2, Amendment 4	26/02/2021
ED Decision 2021/009/R	AMC/GM to Annex I (Part-M)	Issue 2, Amendment 5	16/06/2021
			18/05/2022
	AMC/GM to Annex II (Part-145)	Issue 2, Amendment 4	16/06/2021
			18/05/2022
	AMC/GM to Annex Va (Part-T)	Issue 1, Amendment 3	16/06/2021
	AMC/GM to Annex Vb (Part-ML)	Issue 1, Amendment 1	16/06/2021
		18/05/2022	
	AMC/GM to Annex Vc (Part-CAMO)	Issue 1, Amendment 1	16/06/2021
	AMC/GM to Annex Vd (Part-CAO)	Issue 1, Amendment 1	16/06/2021
ED Decision 2022/017/R	AMC/GM to Annex I (Part-M)	Issue 2, Amendment 7	03/09/2022
	AMC/GM to Annex Vc (Part-CAMO)	Issue 1, Amendment 3	03/09/2022

Incorporated ED Decision	Affected AMC/GM	AMC/GM Issue No, Amendment No	Applicability date
ED Decision 2022/011/R and Corrigendum to ED Decision 2022/011/R	AMC/GM to articles	Issue 1, Amendment 2	02/12/2022
	AMC/GM to Annex I (Part-M)	Issue 2, Amendment 6	02/12/2022
	AMC/GM to Annex II (Part-145)	Issue 2, Amendment 5	02/12/2022
	AMC/GM to Annex III (Part-66)	Issue 2, Amendment 6	02/12/2022
	AMC/GM to Annex Vc (Part-CAMO)	Issue 1, Amendment 2	11/05/2022 02/12/2022
	AMC/GM to Annex Vd (Part-CAO)	Issue 1, Amendment 2	02/12/2022
ED Decision 2023/013/R	AMC/GM to Annex I (Part-M)	Issue 2, Amendment 8	21/10/2023
	AMC/GM to Annex II (Part-145)	Issue 2, Amendment 7	
	AMC/GM to Annex III (Part-66)	Issue 2, Amendment 7	
	AMC/GM to Annex Vb (Part-ML)	Issue 1, Amendment 2	
	AMC/GM to Annex Vc (Part-CAMO)	Issue 1, Amendment 5	
	AMC/GM to Annex Vd (Part-CAO)	Issue 1, Amendment 3	
ED Decision 2023/019/R and Corrigendum to ED Decision 2023/019/R	AMC/GM to articles	Issue 1, Amendment 3	12/06/2024
	AMC/GM to Annex III (Part-66)	Issue 2, Amendment 8	
	AMC/GM to Annex IV (Part-147)	Issue 2, Amendment 3	
	AMC/GM to Annex Vd (Part-CAO)	Issue 1, Amendment 4	
ED Decision 2023/010/R	AMC/GM to Annex II (Part-145)	Issue 2, Amendment 6	22/02/2026
	AMC/GM to Annex Vc (Part-CAMO)	Issue 1, Amendment 4	

Note:

To access the official versions, please click on the hyperlinks provided above.

TABLE OF CONTENTS

EASA eRules	3
Disclaimer	4
List of revisions	5
Note from the editor	7
Incorporated amendments	8
Table of contents	12
Cover Regulation	28
Article 1 Subject-matter and scope	29
Article 2 Definitions	30
Article 3 Continuing airworthiness requirements	32
GM Articles 3 and 4 Continuing airworthiness requirements and approvals for organisations involved in the continuing airworthiness.....	34
Article 4 Approvals for organisations involved in the continuing airworthiness [of aircraft]	35
GM Article 4(1) Approvals for organisations involved in the continuing airworthiness	36
Article 5 Certifying staff	36
Article 6 Requirements applicable to training organisations and competent authorities issuing licenses	37
GM1 Article 6(4) and 6(5) Requirements applicable to training organisations and competent authorities issuing licenses	38
GM1 Article 6(6) Requirements applicable to training organisations and competent authorities issuing licenses	39
Article 7	40
Article 7a Competent authorities	40
Article 8 Entry into force	41
Entry into force of Commission Regulation (EU) 2018/1142	43

Annex I (Part-M)	44
GENERAL	44
M.1	44
SECTION A — TECHNICAL REQUIREMENTS	46
SUBPART A — GENERAL	46
M.A.101 Scope	46
SUBPART B — ACCOUNTABILITY	47
M.A.201 Responsibilities	47
M.A.202 Occurrence reporting	58
SUBPART C — CONTINUING AIRWORTHINESS	60
M.A.301 Continuing airworthiness tasks	60
M.A.302 Aircraft maintenance programme	64
M.A.303 Airworthiness directives	67
M.A.304 Data for modifications and repairs	67
M.A.305 Aircraft continuing airworthiness record system	68
M.A.306 Aircraft technical log system	81
M.A.307 Transfer of aircraft continuing airworthiness records	83
SUBPART D — MAINTENANCE STANDARDS	85
M.A.401 Maintenance data	85
M.A.402 Performance of maintenance	87
M.A.403 Aircraft defects	93
SUBPART E — COMPONENTS	94
M.A.501 Classification and installation	94
M.A.502 Component maintenance	99
M.A.503 Life-limited parts and time-controlled components	100
M.A.504 Segregation of components	101
SUBPART F — MAINTENANCE ORGANISATION	103
M.A.601 Scope	103
M.A.602 Application	103
M.A.603 Extent of approval	103
M.A.604 Maintenance organisation manual	106
M.A.605 Facilities	106
M.A.606 Personnel requirements	108
M.A.607 Certifying staff and airworthiness review staff	113
M.A.608 Components, equipment and tools	115
M.A.609 Maintenance data	116
M.A.610 Maintenance work orders	117
M.A.611 Maintenance standards	117
M.A.612 Aircraft certificate of release to service	117
M.A.613 Component certificate of release to service	117
M.A.614 Maintenance and airworthiness review records	122
M.A.615 Privileges of the organisation	123
M.A.616 Organisational review	125
M.A.617 Changes to the approved maintenance organisation	126

M.A.618 Continued validity of approval.....	126
M.A.619 Findings	126
SUBPART G — CONTINUING AIRWORTHINESS MANAGEMENT ORGANISATION	128
M.A.701 Scope	128
M.A.702 Application	128
M.A.703 Extent of approval.....	128
M.A.704 Continuing airworthiness management exposition.....	128
M.A.705 Facilities.....	132
M.A.706 Personnel requirements	132
M.A.707 Airworthiness review staff.....	136
M.A.708 Continuing airworthiness management	140
M.A.709 Documentation	144
M.A.710 Airworthiness review	145
M.A.711 Privileges of the organisation	146
M.A.712 Quality system	149
M.A.713 Changes to the approved continuing airworthiness organisation	151
M.A.714 Record-keeping	152
M.A.715 Continued validity of approval.....	153
M.A.716 Findings	153
SUBPART H — CERTIFICATE OF RELEASE TO SERVICE — CRS	154
M.A.801 Aircraft certificate of release to service	154
M.A.802 Component certificate of release to service	161
M.A.803 Pilot-owner authorisation.....	162
SUBPART I — AIRWORTHINESS REVIEW CERTIFICATE	164
M.A.901 Aircraft airworthiness review	164
M.A.902 Validity of the airworthiness review certificate	172
M.A.903 Transfer of aircraft registration within the Union	172
M.A.904 Airworthiness review of aircraft imported into the Union.....	173
M.A.905 Findings	176
SECTION B — PROCEDURE FOR COMPETENT AUTHORITIES	177
SUBPART A — GENERAL	177
M.B.101 Scope	177
M.B.102 Competent authority	177
M.B.103 Findings and enforcement measure - persons	179
M.B.104 Record-keeping	180
M.B.105 Mutual exchange of information.....	181
SUBPART B — ACCOUNTABILITY	182
M.B.201 Responsibilities	182
M.B.202 Information to the Agency	182
SUBPART C — CONTINUING AIRWORTHINESS	183
M.B.301 Aircraft maintenance programme	183
M.B.302 Exemptions	185
M.B.303 Aircraft continuing airworthiness monitoring	185
M.B.304 Revocation and suspension.....	188
M.B.305 Aircraft technical log system	189
SUBPART D — MAINTENANCE STANDARDS	190

SUBPART E — COMPONENTS.....	191
SUBPART F — MAINTENANCE ORGANISATION.....	192
M.B.601 Application.....	192
M.B.602 Initial Approval.....	192
M.B.603 Issue of approval	194
M.B.604 Continuing oversight	195
M.B.605 Findings	196
M.B.606 Changes	196
M.B.607 Revocation, suspension and limitation of an approval	197
SUBPART G — CONTINUING AIRWORTHINESS MANAGEMENT ORGANISATION	198
M.B.701 Application.....	198
M.B.702 Initial approval	198
M.B.703 Issue of approval	201
M.B.704 Continuing oversight	203
M.B.705 Findings	204
M.B.706 Changes	204
M.B.707 Revocation, suspension and limitation of an approval	205
SUBPART H — CERTIFICATE OF RELEASE TO SERVICE — CRS	206
SUBPART I — AIRWORTHINESS REVIEW CERTIFICATE.....	207
M.B.901 Assessment of recommendations	207
M.B.902 Airworthiness review by the competent authority.....	207
M.B.903 Findings	210
M.B.904 Exchange of information.....	210
APPENDICES TO ANNEX I (Part-M).....	211
Appendix I — Continuing airworthiness management contract	211
Appendix II — Authorised Release Certificate — EASA Form 1	216
Appendix III — Airworthiness Review Certificate — EASA Form 15.....	226
EASA Form 15b	226
EASA Form 15a.....	227
Appendix IV — Class and rating system for the terms of approval of maintenance organisations referred to in Annex I (Part-M), Subpart F	228
Appendix V — Maintenance Organisation Certificate referred to in Annex I (Part-M), Subpart F – EASA Form 3-MF	232
Appendix VI — Continuing airworthiness management organisation certificate referred to in Annex I (Part-M) Subpart G – EASA Form 14-MG	235
Appendix VII — Complex Maintenance Tasks.....	238
Appendix VIII — Limited Pilot-owner Maintenance	240
APPENDICES TO AMC AND GM TO ANNEX I (Part-M).....	252
Appendix I to AMC M.A.302 and AMC M.B.301(b) — Content of the maintenance programme	252

Appendix II to AMC M.A.711(a)(3) — Subcontracting of continuing airworthiness management tasks	262
Appendix III to GM1 M.B.303(b) — KEY RISK ELEMENTS.....	268
Appendix IV to AMC M.A.604 — Maintenance organisation manual	291
Appendix V to AMC1 M.A.704 — Continuing airworthiness management exposition	296
Appendix VI to AMC M.B.602(f) — EASA Form 6F	312
Appendix VII to AMC M.B.702(f) — EASA Form 13	318
Appendix VIII to AMC M.A.616 — Organisational Review.....	324
Appendix IX to AMC M.A.602 and AMC M.A.702 — EASA Form 2.....	327
Appendix X to AMC M.B.602(a) and AMC M.B.702(a) — EASA Form 4.....	328
Appendix XI to AMC M.A.708(c) — Contracted maintenance	329
Appendix XII to AMC M.A.706(f) and AMC1 M.B.102(c) — Fuel tank safety training	334
Appendix XIII to AMC M.A.712(f) — Organisational review	338
Annex II (Part-145)	342
GENERAL	342
145.1 Competent authority	342
GM1 to Annex II (Part-145) Definitions	342
SECTION A — TECHNICAL AND ORGANISATION REQUIREMENTS	345
145.A.10 Scope.....	345
145.A.15 Application for an organisation certificate.....	347
145.A.20 Terms of approval and scope of work.....	348
145.A.25 Facility requirements	349
145.A.30 Personnel requirements.....	351
145.A.35 Certifying staff and support staff.....	377
145.A.37 Airworthiness review staff	382
145.A.40 Equipment and tools.....	384
145.A.42 Components	385
145.A.45 Maintenance data.....	394
145.A.47 Production planning.....	397
145.A.48 Performance of maintenance	400
145.A.50 Certification of maintenance.....	404

145.A.55 Record-keeping.....	413
145.A.60 Occurrence reporting	416
145.A.65 Maintenance procedures	419
145.A.70 Maintenance organisation exposition (MOE).....	420
145.A.75 Privileges of the organisation	426
145.A.85 Changes to the organisation.....	429
145.A.90 Continued validity.....	431
145.A.95 Findings and observations.....	432
145.A.120 Means of compliance	433
145.A.140 Access.....	435
145.A.155 Immediate reaction to a safety problem.....	435
145.A.200 Management system	435
145.A.200A Information security management system	453
145.A.202 Internal safety reporting scheme.....	453
145.A.205 Contracting and subcontracting.....	455
SECTION B — AUTHORITY REQUIREMENTS	457
145.B.005 Scope	457
145.B.115 Oversight documentation.....	457
145.B.120 Means of compliance	457
145.B.125 Information to the Agency	459
145.B.135 Immediate reaction to a safety problem.....	460
145.B.135A Immediate reaction to an information security incident or vulnerability with an impact on aviation safety.....	461
145.B.200 Management system.....	462
145.B.205 Allocation of tasks.....	471
145.B.210 Changes in the management system	472
145.B.220 Record-keeping.....	473
145.B.300 Oversight principles	474
145.B.305 Oversight programme	476
145.B.310 Initial certification procedure	480
145.B.330 Changes – organisations.....	482
145.B.330A Changes to the information security management system.....	484
145.B.350 Findings and corrective actions; observations.....	484

145.B.355 Suspension, limitation and revocation	487
APPENDICES TO ANNEX II (Part-145)	488
Appendix I — Authorised Release Certificate — EASA Form 1	488
Appendix II — Class and rating system for the terms of approval of Part-145 maintenance organisations	489
Appendix III — Maintenance Organisation Certificate — EASA Form 3-145.....	494
Appendix IV — Conditions for the use of staff not qualified in accordance with Annex III (Part-66) referred to in points 145.A.30(j)1 and 2	497
APPENDICES TO AMC TO ANNEX II (Part-145).....	498
Appendix II to AMC2 145.B.310(c) — EASA Form 6.....	498
Appendix III to AMC1 145.A.15 — EASA Form 2	506
Appendix IV to AMC5 145.A.30(e) and AMC2 145.B.200(a)(3) — Fuel Tank Safety Training.....	507
Annex III (Part-66).....	511
GENERAL	511
66.1 Competent authority	511
SECTION A — TECHNICAL REQUIREMENTS	512
SUBPART A — AIRCRAFT MAINTENANCE LICENCE	512
66.A.1 Scope	512
66.A.3 Licence categories and subcategories	512
66.A.5 Aircraft groups	514
66.A.10 Application.....	515
66.A.15 Eligibility	517
66.A.20 Privileges.....	517
66.A.25 Basic knowledge requirements	524
66.A.30 Basic experience requirements	526
66.A.40 Continued validity of the aircraft maintenance licence	532
66.A.45 Endorsement with aircraft ratings.....	532
66.A.50 Limitations	540
66.A.55 Evidence of qualification.....	541
66.A.70 Conversion provisions.....	541
SECTION B — PROCEDURES FOR COMPETENT AUTHORITIES	545
SUBPART A — GENERAL	545
66.B.1 Scope	545
66.B.2 Means of compliance.....	545
66.B.10 Competent authority	546
66.B.15 Information security management system.....	547
66.B.20 Record-keeping.....	547
66.B.25 Mutual exchange of information	548

66.B.30 Exemptions.....	548
SUBPART B — ISSUE OF AN AIRCRAFT MAINTENANCE LICENCE	549
66.B.100 Procedure for the issue of an aircraft maintenance licence by the competent authority	549
66.B.105 Procedure for the issue of an aircraft maintenance licence via a maintenance organisation approved in accordance with Annex II (Part-145) or Annex Vd (Part-CAO)	550
66.B.110 Procedure for the change of an aircraft maintenance licence to include an additional basic category or subcategory	551
66.B.115 Procedure for the change of an aircraft maintenance licence to include an aircraft rating or to remove limitations.....	552
66.B.120 Procedure for the renewal of an aircraft maintenance licence validity.....	553
66.B.125 Procedure for the conversion of licences including group ratings.....	554
66.B.130 Procedure for the direct approval of aircraft type training	556
66.B.135 Procedure for the approval of multimedia-based training (MBT) courses..	557
SUBPART C — EXAMINATIONS	558
66.B.200 Examination by the competent authority	558
SUBPART D — CONVERSION OF CERTIFYING STAFF QUALIFICATIONS.....	562
66.B.300 General	562
66.B.305 Conversion report for national qualifications.....	562
66.B.310 Conversion report for approved maintenance organisations authorisations	563
SUBPART E — EXAMINATION CREDITS.....	565
66.B.400 General	565
66.B.405 Examination credit report	566
66.B.410 Examination credit validity.....	566
SUBPART F — CONTINUING OVERSIGHT	567
66.B.500 Revocation, suspension or limitation of the aircraft maintenance licence .	567
APPENDICES TO ANNEX III (Part-66)	568
Appendix I — Basic Knowledge Requirements (except for category L licence)...	568
Appendix II — Basic examination standard (except for category L licence)	631
Appendix III Aircraft type training and type evaluation standard – on-the-job training (OJT)	649
Appendix IV Experience and basic knowledge modules or partial modules required for extending an aircraft maintenance licence under Annex III (Part-66)	680
Appendix V — Application Form — EASA Form 19	685
Appendix VI — Aircraft Maintenance Licence referred to in Annex III (Part-66) — EASA Form 26.....	687
Appendix VII — Basic knowledge requirements for category L aircraft maintenance licence.....	691

Appendix VIII — Basic examination standard for category L aircraft maintenance licence.....	718
Appendix IX Assessment method for the multimedia-based training (MBT)	724
APPENDICES TO AMC TO ANNEX III (Part-66)	728
Appendix I to AMC to Annex III — Aircraft Type Ratings for Part-66 Aircraft Maintenance Licences	728
Appendix II to AMC to Annex III — Aircraft Type Practical Experience and On-the-Job Training - List of Tasks	875
Appendix III — Evaluation of the competence: assessment and assessors	925
Annex IV (Part-147).....	928
GENERAL	928
147.1.....	928
SECTION A — TECHNICAL REQUIREMENTS	929
SUBPART A — GENERAL	929
147.A.05 Scope	929
147.A.10 General	929
147.A.15 Application.....	929
SUBPART B — ORGANISATIONAL REQUIREMENTS	930
147.A.100 Facility requirements	930
147.A.105 Personnel requirements.....	931
147.A.110 Records of instructors, examiners and assessors.....	934
147.A.115 Instructional equipment.....	935
147.A.120 Maintenance training material	936
147.A.125 Records	936
147.A.130 Training procedures and quality system.....	937
147.A.135 Examinations	942
147.A.140 Maintenance training organisation exposition	943
147.A.145 Privileges of the maintenance training organisation.....	944
147.A.150 Changes to the maintenance training organisation	947
147.A.155 Continued validity.....	947
147.A.160 Findings.....	947
SUBPART C — APPROVED BASIC TRAINING COURSE	948
147.A.200 The approved basic training course	948
147.A.205 Basic knowledge examinations.....	949
147.A.210 Basic practical assessment	950
SUBPART D — AIRCRAFT TYPE/TASK TRAINING	951
147.A.300 Aircraft type/task training.....	951
147.A.305 Aircraft type evaluation and task assessment	951
SECTION B — PROCEDURES FOR COMPETENT AUTHORITIES	952
SUBPART A — GENERAL	952

147.B.05 Scope	952
147.B.10 Competent Authority	952
147.B.20 Record-keeping	954
147.B.25 Exemptions	954
SUBPART B — ISSUE OF AN APPROVAL	956
147.B.110 Procedure for approval and changes to the approval	956
147.B.120 Continued validity procedure	958
147.B.125 Maintenance training organisation approval certificate	958
147.B.130 Findings	958
SUBPART C — REVOCATION, SUSPENSION AND LIMITATION OF THE MAINTENANCE TRAINING ORGANISATION APPROVAL	960
147.B.200 Revocation, suspension and limitation of the maintenance training organisation approval	960
APPENDICES TO ANNEX IV (Part-147)	961
Appendix I — Basic training course duration	961
Appendix II — Maintenance Training Organisation Approval — EASA Form 11 ..	962
Appendix III — Certificates of Recognition referred to in Annex IV (Part-147) — EASA Forms 148 and 149	965
APPENDICES TO AMC TO ANNEX IV (PART-147)	972
Appendix I — Maintenance training organisation exposition (MTOE)	972
Appendix II — EASA Form 4	974
Appendix III — EASA Form 22	975
Appendix IV — EASA Form 12	981
Annex Va (Part-T)	982
GENERAL	982
T.1 Competent authority	982
SECTION A — TECHNICAL REQUIREMENTS	983
SUBPART A — GENERAL	983
T.A.101 Scope	983
SUBPART B — CONTINUING AIRWORTHINESS	984
T.A.201 Responsibilities	984
SUBPART E — MAINTENANCE ORGANISATION	987
T.A.501 Maintenance Organisation	987
SUBPART G — ADDITIONAL REQUIREMENTS FOR CONTINUING AIRWORTHINESS MANAGEMENT ORGANISATIONS APPROVED PURSUANT TO ANNEX Vc (Part- CAMO)	988
T.A.701 Scope	988
T.A.704 Continuing airworthiness management exposition	988

T.A.706 Personnel requirements.....	988
T.A.708 Continuing airworthiness management.....	988
T.A.709 Documentation	989
T.A.711 Privileges.....	989
T.A.712 Management system	990
T.A.714 Record-keeping	990
T.A.715 Continued validity	990
T.A.716 Findings.....	990
SECTION B — ADDITIONAL PROCEDURES FOR COMPETENT AUTHORITIES	991
SUBPART A — GENERAL	991
T.B.101 Scope	991
T.B.102 Competent authority	991
T.B.104 Record-keeping.....	992
T.B.105 Mutual exchange of information	992
SUBPART B — ACCOUNTABILITY	993
T.B.201 Responsibilities.....	993
T.B.202 Findings.....	993
SUBPART G — ADDITIONAL REQUIREMENTS FOR CONTINUING AIRWORTHINESS MANAGEMENT ORGANISATIONS APPROVED PURSUANT TO ANNEX Vc (PART- CAMO)	994
T.B.702 Initial certification procedure	994
T.B.704 Continuing oversight.....	994
T.B.705 Findings and corrective actions	994
APPENDICES TO AMCs AND GM TO ANNEX Va (Part-T)	995
Appendix I to AMC T.A.704 Continuing airworthiness management exposition (CAME).....	995
Appendix II to AMC T.B.702 EASA Form 13T	1001
Annex Vb (Part-ML)	1009
GENERAL	1009
ML.1	1009
SECTION A — TECHNICAL REQUIREMENTS	1010
SUBPART A — GENERAL	1010
ML.A.101 Scope	1010
SUBPART B — ACCOUNTABILITY	1011
ML.A.201 Responsibilities.....	1011
ML.A.202 Occurrence reporting	1014
SUBPART C — CONTINUING AIRWORTHINESS	1016
ML.A.301 Continuing-airworthiness tasks	1016
ML.A.302 Aircraft maintenance programme	1018

ML.A.303 Airworthiness directives	1042
ML.A.304 Data for modifications and repairs	1042
ML.A.305 Aircraft continuing-airworthiness record system	1042
ML.A.307 Transfer of aircraft continuing-airworthiness records	1044
SUBPART D — MAINTENANCE STANDARDS	1045
ML.A.401 Maintenance data	1045
ML.A.402 Performance of maintenance	1045
ML.A.403 Aircraft defects	1047
SUBPART E — COMPONENTS.....	1049
ML.A.501 Classification and installation	1049
ML.A.502 Component maintenance	1051
ML.A.503 Service-life-limited components	1052
ML.A.504 Control of unserviceable components	1052
SUBPART H — CERTIFICATE OF RELEASE TO SERVICE (CRS)	1054
ML.A.801 Aircraft certificate of release to service	1054
ML.A.802 Component certificate of release to service	1059
ML.A.803 Pilot-owner authorisation	1060
SUBPART I — AIRWORTHINESS REVIEW CERTIFICATE (ARC)	1061
ML.A.901 Aircraft airworthiness review	1061
ML.A.902 Validity of the airworthiness review certificate	1062
ML.A.903 Airworthiness review process	1063
ML.A.904 Qualification of airworthiness review staff	1065
ML.A.905 Transfer of aircraft registration within the Union	1066
ML.A.906 Airworthiness review of aircraft imported into the Union	1066
ML.A.907 Findings	1067
SECTION B — PROCEDURE FOR COMPETENT AUTHORITIES	1068
SUBPART A — GENERAL	1068
ML.B.101 Scope	1068
ML.B.102 Competent authority	1068
ML.B.104 Record-keeping	1068
ML.B.105 Mutual exchange of information	1069
SUBPART B — ACCOUNTABILITY	1070
ML.B.201 Responsibilities	1070
SUBPART C — CONTINUING AIRWORTHINESS.....	1071
ML.B.302 Exemptions	1071
ML.B.303 Aircraft continuing-airworthiness monitoring	1071
ML.B.304 Revocation, suspension and limitation	1071
SUBPART I — AIRWORTHINESS REVIEW CERTIFICATE (ARC)	1072
ML.B.902 Airworthiness review by the competent authority	1072
ML.B.903 Findings	1072
APPENDICES TO ANNEX Vb (Part-ML)	1073
Appendix I — Continuing-airworthiness management contract	1073
Appendix II — Limited Pilot-owner maintenance	1076

Appendix III — Complex maintenance tasks not to be released by the Pilot-owner	1088
Appendix IV — Airworthiness review certificate (EASA Form 15c)	1090
Annex Vc (Part-CAMO)	1092
GENERAL	1092
GM1 to Annex Vc (Part-CAMO) Definitions	1092
SECTION A — ORGANISATION REQUIREMENTS	1095
CAMO.A.005 Scope	1095
CAMO.A.105 Competent authority	1095
CAMO.A.115 Application for an organisation certificate	1095
CAMO.A.120 Means of compliance.....	1097
CAMO.A.125 Terms of approval and privileges of the organisation	1097
CAMO.A.130 Changes to the organisation	1100
CAMO.A.135 Continued validity	1102
CAMO.A.140 Access	1103
CAMO.A.150 Findings.....	1103
CAMO.A.155 Immediate reaction to a safety problem	1104
CAMO.A.160 Occurrence reporting.....	1105
CAMO.A.200 Management system	1107
CAMO.A.200A Information security management system	1120
CAMO.A.202 Internal safety reporting scheme	1121
CAMO.A.205 Contracting and subcontracting	1122
CAMO.A.215 Facilities	1123
CAMO.A.220 Record-keeping	1123
CAMO.A.300 Continuing airworthiness management exposition (CAME)	1126
CAMO.A.305 Personnel requirements	1131
CAMO.A.310 Airworthiness review staff qualifications	1145
CAMO.A.315 Continuing airworthiness management.....	1147
CAMO.A.320 Airworthiness review.....	1151
CAMO.A.325 Continuing airworthiness management data	1152
SECTION B — AUTHORITY REQUIREMENTS	1153
CAMO.B.005 Scope.....	1153

CAMO.B.115 Oversight documentation	1153
CAMO.B.120 Means of compliance	1153
CAMO.B.125 Information to the Agency	1154
CAMO.B.135 Immediate reaction to a safety problem	1155
CAMO.B.135A Immediate reaction to an information security incident or vulnerability with an impact on aviation safety.....	1156
CAMO.B.200 Management system	1157
CAMO.B.205 Allocation of tasks	1167
CAMO.B.210 Changes in the management system	1168
CAMO.B.220 Record-keeping.....	1168
CAMO.B.300 Oversight principles	1170
CAMO.B.305 Oversight programme	1175
CAMO.B.310 Initial certification procedure.....	1178
CAMO.B.330 Changes.....	1183
CAMO.B.330A Changes to the information security management system	1184
CAMO.B.350 Findings and corrective actions	1185
CAMO.B.355 Suspension, limitation and revocation.....	1186
APPENDICES TO ANNEX Vc (Part-CAMO)	1187
Appendix I to Part-CAMO — Continuing Airworthiness Management Organisation Certificate – EASA Form 14	1187
APPENDICES TO AMC AND GM to ANNEX Vc (Part-CAMO)	1190
Appendix I to AMC1 CAMO.A.115 — EASA Form 2	1190
Appendix II to AMC1 CAMO.A.125(d)(3) — Subcontracting of continuing airworthiness management tasks	1191
Appendix III to AMC4 CAMO.A.305(g) — Fuel Tank Safety training.....	1197
Appendix IV to AMC1 CAMO.A.315(c) — Contracted maintenance.....	1198
Appendix V to AMC2 CAMO.B.310(c) — EASA Form 13-CAMO	1203
Annex Vd (Part-CAO).....	1210
GENERAL	1210
CAO.1 General.....	1210
SECTION A — ORGANISATION REQUIREMENTS	1211
CAO.A.010 Scope.....	1211
CAO.A.015 Application	1211

CAO.A.017 Means of compliance	1211
CAO.A.020 Terms of approval.....	1212
CAO.A.025 Combined airworthiness exposition	1216
CAO.A.030 Facilities	1219
CAO.A.035 Personnel requirements.....	1221
CAO.A.040 Certifying staff	1222
CAO.A.045 Airworthiness review staff	1223
CAO.A.050 Components, equipment and tools	1224
CAO.A.055 Maintenance data and work orders.....	1225
CAO.A.060 Maintenance standards	1225
CAO.A.065 Aircraft certificate of release to service	1228
CAO.A.070 Component certificate of release to service.....	1228
CAO.A.075 Continuing-airworthiness management.....	1233
CAO.A.080 Continuing airworthiness management data	1234
CAO.A.085 Airworthiness review	1234
CAO.A.090 Record-keeping.....	1234
CAO.A.095 Privileges of the organisation	1236
CAO.A.100 Quality system and organisational review	1238
CAO.A.105 Changes to the organisation.....	1241
CAO.A.110 Continued validity.....	1241
CAO.A.115 Findings	1242
SECTION B — AUTHORITY REQUIREMENTS	1243
CAO.B.010 Scope.....	1243
CAO.B.017 Means of compliance	1243
CAO.B.020 Record-keeping.....	1243
CAO.B.025 Mutual exchange of information	1244
CAO.B.030 Responsibilities	1244
CAO.B.035 Exemptions	1244
CAO.B.040 Application	1244
CAO.B.045 Initial certification procedure	1245
CAO.B.050 Issuance of the initial certificate.....	1246
CAO.B.055 Continuing oversight	1246
CAO.B.060 Findings	1247

CAO.B.065 Changes	1248
CAO.B.070 Suspension, limitation and revocation.....	1248
APPENDICES TO ANNEX Vd (Part-CAO)	1249
Appendix I — Combined airworthiness organisation (CAO) certificate - EASA Form 3-CAO	1249
APPENDICES TO AMC AND GM TO ANNEX Vd (Part-CAO).....	1253
Appendix I to AMC1 CAO.B.045(c) and AMC1 CAO.B.055 — EASA Form 613...	1253
Appendix II to AMC1 CAO.A.100(f) — Organisational review.....	1260
Appendix III to AMC1 CAO.A.015 — EASA Form 2	1265

COVER REGULATION

COMMISSION REGULATION (EU) No 1321/2014 of 26 November 2014 on the continuing airworthiness of aircraft and aeronautical products, parts and appliances, and on the approval of organisations and personnel involved in these tasks

Regulation (EU) No 1321/2014

THE EUROPEAN COMMISSION,

Having regard to the Treaty on the Functioning of the European Union,

Having regard to Regulation (EC) No 216/2008 of the European Parliament and of the Council of 20 February 2008 on common rules in the field of civil aviation and establishing a European Aviation Safety Agency, and repealing Council Directive 91/670/EEC, Regulation (EC) No 1592/2002 and Directive 2004/36/EC¹, and in particular Article 5(5) and 6(3) thereof,

Whereas:

- (1) Commission Regulation (EC) No 2042/2003 of 20 November 2003 on the continuing airworthiness of aircraft and aeronautical products, parts and appliances, and on the approval of organisations and personnel involved in these tasks² has been substantially amended several times³. Since further amendments are to be made, it should be recast in the interests of clarity.
- (2) Regulation (EC) No 216/2008 establishes common essential requirements to provide for a high uniform level of civil aviation safety and environmental protection; it requires the Commission to adopt the necessary implementation rules to ensure their uniform application; it establishes the European Aviation Safety Agency (hereinafter referred to as the 'Agency') to assist the Commission in the development of such implementing rules.
- (3) It is necessary to lay down common technical requirements and administrative procedures to ensure the continuing airworthiness of aeronautical products, parts and appliances subject to Regulation (EC) No 216/2008.
- (4) Organisations and personnel involved in the maintenance of products, parts and appliances should be required to comply with certain technical requirements in order to demonstrate their capability and means of discharging their obligations and associated privileges; the Commission is required to lay down measures to specify conditions of issuing, maintaining, amending, suspending or revoking certificates attesting such compliance.
- (5) The need to ensure uniformity in the application of common technical requirements in the field of continuing airworthiness of aeronautical parts and appliances requires that common procedures be followed by competent authorities to assess compliance with these requirements; the Agency should develop certification specifications to facilitate the necessary regulatory uniformity.
- (6) It is necessary to recognise the continuing validity of certificates issued before entry into force of Regulation (EC) No 2042/2003, in accordance with Article 69 of Regulation (EC) No 216/2008.

¹ OJ L 79, 19.3.2008, p. 1.

² OJ L 315, 28.11.2003, p. 1.

³ See Annex V.

- (7) Article 5 of Regulation (EC) No 216/2008 dealing with airworthiness was extended to include the elements of operational suitability evaluation into the implementing rules for type-certification.
- (8) The European Aviation Safety Agency (the 'Agency') found that it was necessary to amend Commission Regulation (EU) No 748/2012¹ in order to allow the Agency to approve operational suitability data as part of the type-certification process.
- (9) The operational suitability data should include mandatory training elements for type rating training of maintenance certifying staff. Those elements should be the basis for developing type training courses.
- (10) The requirements related to the establishment of certifying staff type rating training courses need to be amended to refer to the operational suitability data.
- (11) The Agency prepared draft implementing rules on the concept of operational suitability data and submitted them as an opinion² to the Commission in accordance with Article 19(1) of Regulation (EC) No 216/2008.
- (12) The measures provided by this Regulation are in accordance with the Opinion of the European Aviation Safety Agency Committee³ established by Article 65(1) of Regulation (EC) No 216/2008,

HAS ADOPTED THIS REGULATION:

Article 1 Subject-matter and scope

Regulation (EU) 2015/1536

This Regulation establishes common technical requirements and administrative procedures to ensure:

- (a) the continuing airworthiness of aircraft, including any component for installation thereto, which are:
 - (i) registered in a Member State, unless their regulatory safety oversight has been delegated to a third country and they are not used by an EU operator; or
 - (ii) registered in a third country and used by an EU operator, where their regulatory safety oversight has been delegated to a Member State;
- (b) compliance with the essential requirements set out in Regulation (EC) No 216/2008 for continuing airworthiness of aircraft registered in a third country and components for installation thereon for which their regulatory safety oversight has not been delegated to a Member State that are dry leased-in by a licence air carrier in accordance with Regulation (EC) No 1008/2008 of the European Parliament and the Council⁴.

¹ OJ L 224, 21.8.2012, p. 1.

² Opinion No 07/2011 of the European Aviation Safety Agency of 13th December 2011, available at <http://easa.europa.eu/agency-measures/opinions.php>

³ Opinion of the European Aviation Safety Agency Committee, 23 September 2003.

⁴ Regulation (EC) No 1008/2008 of the European Parliament and of the Council of 24 September 2008 on common rules for the operation of air services in the Community (OJ L 293, 31.10.2008, p. 3).

Article 2 Definitions

Regulation (EU) 2023/989

Within the scope of Regulation (EC) No 216/2008, the following definitions shall apply:

- (a) 'aircraft' means any machine that can derive support in the atmosphere from the reactions of the air other than reactions of the air against the earth's surface;
- (b) 'certifying staff' means personnel responsible for the release of an aircraft or a component after maintenance;
- (c) 'component' means any engine, propeller, part or appliance;
- (d) 'continuing airworthiness' means all of the processes ensuring that, at any time in its operating life, the aircraft complies with the airworthiness requirements in force and is in a condition for safe operation;
- (e) 'JAA' means 'Joint Aviation Authorities.';
- (f) 'JAR' means 'Joint Aviation Requirements';
- (g) 'commercial air transport (CAT) operation' means an aircraft operation to transport passengers, cargo or mail for remuneration or other valuable consideration;
- (h) 'maintenance' means any one or combination of the following activities: overhaul, repair, inspection, replacement, modification or defect rectification of an aircraft or component, with the exception of pre-flight inspection;
- (i) 'organisation' means a natural person, a legal person or part of a legal person. Such an organisation may be established at more than one location whether or not within the territory of the Member States;
- (j) 'pre-flight inspection' means the inspection carried out before flight to ensure that the aircraft is fit for the intended flight;
- (k) 'ELA1 aircraft' means the following manned European light aircraft:
 - (i) an aeroplane with a maximum take-off mass (MTOM) of 1 200 kg or less that is not classified as complex motor-powered aircraft;
 - (ii) a sailplane or powered sailplane of 1 200 kg MTOM or less;
 - (iii) a balloon with a maximum design lifting gas or hot air volume of not more than 3 400 m³ for hot air balloons, 1 050 m³ for gas balloons, 300 m³ for tethered gas balloons;
 - (iv) an airship designed for not more than four occupants and a maximum design lifting gas or hot air volume of not more than 3 400 m³ for hot air airships and 1 000 m³ for gas airships;
- (ka) 'ELA2 aircraft' means the following manned European Light Aircraft:
 - (i) an aeroplane with a Maximum Take-off Mass (MTOM) of 2 000 kg or less that is not classified as complex motor-powered aircraft;
 - (ii) a sailplane or powered sailplane of 2 000 kg MTOM or less;
 - (iii) a balloon;
 - (iv) a hot air ship;
 - (v) a gas airship complying with all of the following characteristics:
 - 3 % maximum static heaviness,

- non-vectored thrust (except reverse thrust),
 - conventional and simple design of structure, control system and ballonet system, and
 - non-power assisted controls;
- (vi) a Very Light Rotorcraft;
- (l) 'LSA aircraft' means a light sport aeroplane which has all of the following characteristics:
- (i) a Maximum Take-off Mass (MTOM) of not more than 600 kg;
 - (ii) a maximum stalling speed in the landing configuration (VS0) of not more than 45 knots Calibrated Airspeed (CAS) at the aircraft's maximum certificated take-off mass and most critical centre of gravity;
 - (iii) a maximum seating capacity of no more than two persons, including the pilot;
 - (iv) a single, non-turbine engine fitted with a propeller;
 - (v) a non-pressurised cabin;
- (m) 'principal place of business' means the head office or the registered office of the undertaking within which the principal financial functions and operational control of the activities referred to in this Regulation are exercised;
- (n) 'critical maintenance task' means a maintenance task that involves the assembly or any disturbance of a system or any part on an aircraft, engine or propeller that, if an error occurred during its performance, could directly endanger the flight safety;
- (o) 'commercial specialised operations' means those operations subject to the requirements of Part-ORO, Subpart-SPO set out in Annex III to Commission Regulation (EU) No 965/2012¹;
- (p) 'limited operations' means the operations of other-than-complex motor-powered aircraft for:
- (i) cost-shared flights by private individuals, on the condition that the direct cost is shared by all the occupants of the aircraft, pilot included and the number of persons sharing the direct costs is limited to six;
 - (ii) competition flights or flying displays, on the condition that the remuneration or any valuable consideration given for such flights is limited to recovery of direct costs and a proportionate contribution to annual costs, as well as prizes of no more than a value specified by the competent authority;
 - (iii) introductory flights, parachute dropping, sailplane towing or aerobatic flights performed either by a training organisation having its principal place of business in a Member State and approved in accordance with Commission Regulation (EU) No 1178/2011², or by an organisation created with the aim of promoting aerial sport or leisure aviation, on the condition that the aircraft is operated by the organisation on the basis of ownership or dry lease, that the flight does not generate profits distributed outside of the organisation, and that whenever non-members of the organisation are involved, such flights represent only a marginal activity of the organisation;

¹ Commission Regulation (EU) No 965/2012 of 5 October 2012 laying down technical requirements and administrative procedures related to air operations pursuant to Regulation (EC) No 216/2008 of the European Parliament and of the Council (OJ L 296, 25.10.2012, p. 1).

² Commission Regulation (EU) No 1178/2011 of 3 November 2011 laying down technical requirements and administrative procedures related to civil aviation aircrew pursuant to Regulation (EC) No 216/2008 of the European Parliament and of the Council (OJ L 311, 25.11.2011, p. 1).

For the purpose of this Regulation, ‘limited operations’ are not considered as CAT operations or commercial specialised operations;

- (q) ‘introductory flight’ means ‘introductory flight’ as defined in Article 2(9) of Regulation (EU) No 965/2012;
- (r) ‘competition flight’ means ‘competition flight’ as defined in Article 2(10) of Regulation (EU) No 965/2012;
- (s) ‘flying display’ means ‘flying display’ as defined in Article 2(11) of Regulation (EU) No 965/2012;
- (t) ‘management systems harmonisation’ means the coordinated process by which the management systems of two or more organisations interact and share information and methods to reach common or consistent safety and compliance monitoring objectives;
- (u) ‘complex motor-powered aircraft’ means:
 - (i) an aeroplane:
 - with a maximum certificated take-off mass exceeding 5 700 kg, or
 - certificated for a maximum passenger seating configuration of more than nineteen, or
 - certificated for operation with a minimum crew of at least two pilots, or
 - equipped with (a) turbojet engine(s) or more than one turboprop engine, or
 - (ii) a helicopter certificated:
 - for a maximum take-off mass exceeding 3 175 kg, or
 - for a maximum passenger seating configuration of more than nine, or
 - for operation with a minimum crew of at least two pilots, or
 - (iii) a tilt rotor aircraft;

Article 3 Continuing airworthiness requirements

Regulation (EU) 2021/700

1. The continuing airworthiness of aircraft referred to in point (a) of Article 1 and components for installation thereon shall be ensured in accordance with the requirements of Annex I (Part-M), except for aircraft listed in the first subparagraph of paragraph 2 to which the requirements of Annex Vb (Part-ML) shall apply.
2. The requirements of Annex Vb (Part-ML) shall apply to the following other than complex motor-powered aircraft:
 - (a) aeroplanes of 2 730 kg maximum take-off mass or less;
 - (b) rotorcraft of 1 200 kg maximum take-off mass or less, certified for a maximum of up to 4 occupants;
 - (c) other ELA2 aircraft.

Where aircraft referred to points (a), (b) and (c) of the first subparagraph is listed in the air operator certificate of an air carrier licensed in accordance with Regulation (EC) No 1008/2008, the requirements of Annex I (Part-M) shall apply.

3. In order to be listed in the air operator certificate of an air carrier licensed in accordance with Regulation (EC) No 1008/2008, aircraft referred to in points (a), (b) and (c) of the first subparagraph of paragraph 2 shall comply with all of the following requirements:
 - (a) its aircraft maintenance programme has been approved by the competent authority in accordance with point [M.A.302](#) of Annex I (Part-M);
 - (b) due maintenance required by the maintenance programme referred to in point (a) has been performed and certified in accordance with point [145.A.48](#) and [145.A.50](#) of Annex II (Part-145);
 - (c) an airworthiness review has been performed and a new airworthiness review certificate has been issued in accordance with point [M.A.901](#) of Annex I (Part-M).
4. By way of derogation from paragraph 1 of this Article, the continuing airworthiness of aircraft referred to in point (a) of Article 1, for which a permit to fly has been issued, shall be ensured on the basis of the specific continuing airworthiness arrangements defined in the permit to fly issued in accordance with Annex I (Part-21) to Commission Regulation (EU) No 748/2012¹.
5. Aircraft maintenance programmes for aircraft referred to in point (a) of Article 1 that comply with the requirements specified in point [M.A.302](#) of Annex I (Part-M) applicable before 24 March 2020 shall be deemed to comply with the requirements specified in point [M.A.302](#) of Annex I (Part-M) or point [ML.A.302](#) of Annex Vb (Part-ML), as applicable, in accordance with paragraphs 1 and 2.
6. Operators shall ensure the continuing airworthiness of aircraft referred to in point (b) of Article 1 and components for installation thereon in accordance with the requirements of Annex Va (Part-T).
7. The continuing airworthiness of aeroplanes with a maximum certificated take-off mass at or below 5 700 kg which are equipped with multiple turboprop engines shall be ensured in accordance with the requirements applicable to other than complex motor-powered aircraft as set out in points [M.A.201](#), [M.A.301](#), [M.A.302](#), [M.A.601](#) and [M.A.803](#) of Annex I (Part-M), point [145.A.30](#) of Annex II (Part-145), points [66.A.5](#), [66.A.30](#), [66.A.70](#), Appendix V and VI of Annex III (Part-66), point [CAMO.A.315](#) of Annex Vc (Part-CAMO), point [CAO.A.010](#) and Appendix I of Annex Vd (Part-CAO) to the extent that they apply to other than complex motor-powered aircraft.

¹ Commission Regulation (EU) No 748/2012 of 3 August 2012 laying down implementing rules for the airworthiness and environmental certification of aircraft and related products, parts and appliances, as well as for the certification of design and production organisations (OJ L 224, 21.8.2012, p. 1)

GM Articles 3 and 4 Continuing airworthiness requirements and approvals for organisations involved in the continuing airworthiness

ED Decision 2020/002/R

In accordance with Articles 3 and 4, as well as [M.A.201](#) and [ML.A.201](#), the following table provides a summary of the applicability of the Annexes to Regulation (EU) No 1321/2014 related to continuing airworthiness requirements and organisations involved therein.

		Non-licenced air carrier					Licenced air carrier ¹		
		Non-commercial			Commercial ²			Non-CMPA	CMPA ³
		Non-CMPA		CMPA	Non-CMPA		CMPA		
		'Light' ⁴	Non-'Light'		'Light'	Non-'Light'			
Part-M (Annex I)		N/A	Part-M mandatory		N/A	Part-M mandatory			
Part-ML (Annex Vb)		Part-ML mandatory		N/A	Part-ML mandatory		N/A		
Part-CAMO (Annex Vc)		Individual CAM ⁵ or CAO-CAM or CAMO		Part-CAMO mandatory	CAO-CAM ⁶ or CAMO		Part-CAMO mandatory		
Part-CAO (Annex Vd)	for CA management (CAO-CAM)			N/A			N/A		
	for maintenance (CAO-M)			N/A			N/A		
Part-145 (Annex II)		Individual maintenance ⁷ or CAO-M ⁸ or Part-145		Part-145 mandatory	CAO-M or Part-145		Part-145 mandatory		

¹ Air carrier licensed in accordance with Regulation (EC) No 1008/2008.

² Commercial = balloon operated under Subpart-ADD of Part-BOP or sailplane operated under Subpart-DEC of Part-SAO or other aircraft, not operated under Part-NCO; includes commercial ATO and commercial DTO.

³ CMPA = Complex motor-powered aircraft, ref. Article 3(j) of Regulation (EC) No 216/2008.

⁴ 'Light' a/c (not formal denomination) = Aeroplanes up to 2 730 kg MTOM, rotorcraft up to 1 200 kg MTOM / max 4 occupants, and other ELA2 aircraft.

⁵ Individual CAM (not formal denomination) = continuing airworthiness of the a/c managed by the owner under its own responsibility.

⁶ CAO-CAM (not formal denomination) = Part-CAO organisation with continuing airworthiness management privilege.

⁷ Individual maintenance (not formal denomination) = maintenance released by pilot-owner or independent certifying staff.

⁸ CAO-M (not formal denomination) = Part-CAO organisation with maintenance privilege.

Article 4 Approvals for organisations involved in the continuing airworthiness [of aircraft]

Regulation (EU) 2021/1963

1. Organisations involved in the continuing airworthiness of aircraft and components for installation thereon, including maintenance, shall be approved, upon their request, by the competent authority in accordance with the requirements of [Annex II \(Part-145\)](#), [Annex Vc \(Part-CAMO\)](#) or [Annex Vd \(Part-CAO\)](#), as applicable to the respective organisations.
2. By way of derogation from paragraph 1, until 24 September 2020 organisations may, upon their request, be issued approvals by the competent authority in accordance with Subpart F and Subpart G of Annex I (Part-M). All approvals issued in accordance with Subpart F and Subpart G of Annex I (Part-M) shall be valid until 24 March 2022.
3. Maintenance organisation approval certificates issued or recognised by a Member State in accordance with the certification specification JAR-145 referred to in Annex II to Council Regulation (EEC) No 3922/91¹ and valid before 29 November 2003 shall be deemed to have been issued in accordance with the requirements of [Annex II \(Part-145\)](#) to this Regulation.
4. Organisations that hold a valid organisation approval certificate issued in accordance with Subpart F or Subpart G of Annex I (Part-M) or with [Annex II \(Part-145\)](#) shall, upon their request, be issued by the competent authority a Form 3-CAO as set out in [Appendix I to Annex Vd \(Part-CAO\)](#) and thereafter be overseen by the competent authority in accordance with [Annex Vd \(Part-CAO\)](#).

The privileges of such an organisation under the approval issued in accordance with [Annex Vd \(Part-CAO\)](#) shall be the same as privileges under the approval issued in accordance with Subpart F or Subpart G of Annex I (Part-M) or with [Annex II \(Part-145\)](#). However, those privileges shall not exceed the privileges of an organisation referred to in Section A of [Annex Vd \(Part-CAO\)](#).

By way of derogation from point [CAO.B.060](#) of Annex Vd (Part-CAO), until 24 March 2022, the organisation may correct any findings of non-compliance related to requirements introduced by [Annex Vd \(Part-CAO\)](#) which are not included in Subpart F or Subpart G of Annex I (Part-M) or in [Annex II \(Part-145\)](#).

If after 24 March 2022 the organisation has not closed these findings, the approval certificate shall be revoked, limited or suspended in whole or in part.

5. Organisations that hold a valid continuing airworthiness management organisation approval certificate issued in accordance with Subpart G of Annex I (Part-M) shall, upon their request, be issued by the competent authority an [EASA Form 14](#) approval certificate in accordance with [Annex Vc \(Part-CAMO\)](#) and thereafter be overseen by the competent authority in accordance with [Annex Vc \(Part-CAMO\)](#).

By way of derogation from point [CAMO.B.350](#) of Annex Vc (Part-CAMO), until 24 March 2022, the organisation may correct any findings of non-compliance related to requirements introduced by [Annex Vc \(Part-CAMO\)](#) and not included in Subpart G of Annex I (Part-M).

If after 24 March 2022 the organisation has not closed these findings, the approval certificate shall be revoked, limited or suspended in whole or in part.

¹ Council Regulation (EEC) No 3922/91 of 16 December 1991 on the harmonization of technical requirements and administrative procedures in the field of civil aviation (OJ L 373, 31.12.1991, p. 4).

6. Certificates and aircraft maintenance programme approvals issued pursuant to Regulation (EU) No 1321/2014 as applicable before 24 March 2020 shall be deemed to have been issued in accordance with this Regulation.
7. By way of derogation from points (1) and (2) of point [145.B.350\(d\)](#) of Annex II (Part-145), a maintenance organisation that holds a valid approval certificate issued in accordance with [Annex II \(Part-145\)](#) may correct, until 2 December 2024, any findings of non-compliance related to the Annex II requirements introduced by Commission Regulation (EU) 2021/1963¹.

Where after 2 December 2024 the organisation has not closed such findings, the approval certificate shall be revoked, limited or suspended in whole or in part.

GM Article 4(1) Approvals for organisations involved in the continuing airworthiness

ED Decision 2022/011/R

In addition to the [Annex I \(Part-M\)](#) or [Annex Vb \(Part-ML\)](#) provisions directly referred to in [Annex Vd \(Part-CAO\)](#) (such as reference to point [ML.A.501](#) in [CAO.A.050](#)), the following requirements shall also be considered by the Part-CAO organisations:

- [M.A.201\(c\)](#) or [ML.A.201\(c\)](#) Responsibilities,
- [M.A.403\(b\)](#) or [ML.A.403\(b\)](#) Aircraft defects.

Article 5 Certifying staff

Regulation (EU) 2021/1963

1. Certifying staff shall be qualified in accordance with the requirements of Annex III (Part-66), except as provided for in points [M.A.606\(h\)](#), [M.A.607\(b\)](#), [M.A.801\(c\)](#) and [M.A.803](#) of Annex I (Part-M), in points [ML.A.801\(c\)](#) and [ML.A.803](#) of Annex Vb (Part-ML), [CAO.A.040\(b\)](#) and [CAO.A.040\(c\)](#) of Annex Vd (Part-CAO) and in points [145.A.30\(j\)](#) of and Appendix IV to Annex II (Part-145).
2. Any aircraft maintenance licence and, if any, the technical limitations associated with that licence, issued or recognised by a Member State in accordance with the JAA requirements and procedures and valid at the time of entry into force of Regulation (EC) No 2042/2003, shall be deemed to have been issued in accordance with this Regulation.
3. Certifying staff holding a licence issued in accordance with [Annex III \(Part-66\)](#) in a given category/sub-category are deemed to have the privileges described in point [66.A.20\(a\)](#) of the same Annex corresponding to such a category/sub-category. The basic knowledge requirements corresponding to these new privileges shall be deemed as met for the purpose of extending such licence to a new category/sub-category.
4. Certifying staff holding a licence including aircraft which do not require an individual type rating may continue to exercise his/her privileges until the first renewal or change, where the licence shall be converted following the procedure described in point [66.B.125](#) of [Annex III \(Part-66\)](#) to the ratings defined in point [66.A.45](#) of the same Annex.
5. Conversion reports and Examination credit reports complying with the requirements applicable before Regulation (EU) No 1149/2011 applied shall be deemed to be in compliance with this Regulation.

¹ OJ L 400, 12.11.2021, p. 18

6. Until specific requirements for certifying staff for components are added to this Regulation, the requirements laid down in the national laws in force in the relevant Member State shall continue to apply, except for maintenance organisations located outside the Union where the requirements shall be approved by the Agency.
7. Limited certifying staff authorisations issued to flight engineer licence holders pursuant to point [145.A.30\(j\)\(3\)](#) or [\(4\)](#) of [Annex II \(Part-145\)](#) before 2 December 2022 shall remain valid until they expire or until they are revoked by the maintenance organisation.

Article 6 Requirements applicable to training organisations and competent authorities issuing licenses

Regulation (EU) 2023/989

1. Organisations involved in the training of personnel referred to in [Article 5](#) shall be approved in accordance with [Annex IV \(Part-147\)](#) to be entitled:
 - (a) to conduct recognised basic training courses; and/or
 - (b) to conduct recognised type training courses; and
 - (c) to conduct examinations; and
 - (d) to issue training certificates.
2. Any maintenance training organisation approval issued or recognised by a Member State in accordance with the JAA requirements and procedures and valid at the time of entry into force of Regulation (EC) No 2042/2003 shall be deemed to have been issued in accordance with this Regulation.
3. Type training courses approved before the approval of the minimum syllabus of certifying staff type rating training in the operational suitability data for the relevant type in accordance with Regulation (EU) No 748/2012 shall include the relevant elements defined in the mandatory part of that operational suitability data not later than 18 December 2017 or within two years after the operational suitability data was approved, whichever is the latest.
4. Any basic training course, or part thereof, that commenced before 12 June 2024 shall be finished, including any related examination, before 12 June 2026. The corresponding certificates of recognition shall also be issued before 12 June 2026.
5. Certificates of recognition referred in paragraph 4 shall be issued in accordance with this Regulation in its version applicable before 12 June 2024.
6. For the purpose of the issue or change of an aircraft maintenance licence in accordance with Annex III (Part-66) after 12 June 2024, the competent authority shall accept an applicant's basic knowledge examination status corresponding to this Regulation in its version applicable before 12 June 2024, as meeting the requirements of this Regulation in its version applicable from 12 June 2024

GM1 Article 6(4) and 6(5) Requirements applicable to training organisations and competent authorities issuing licenses

ED Decision 2023/019/R

ORGANISATION AND COMPETENT AUTHORITY REQUIREMENTS DURING THE TRANSITION PERIOD OF REGULATION (EU) 2023/989

The transition period is defined by the dates given in Article 6(4), including the applicability date.

Training (including examinations and assessments) delivered after the transition period should be delivered in accordance with the syllabus applicable after the applicability date and issued with the corresponding certificate of recognition (CofR).

In order to facilitate the transition from the subject modules applicable before the applicability date to the subject modules applicable as of the applicability date, and to enable the acceptance of basic training courses that commenced before the applicability date, the following situations are identified and described:

- (a) Organisations delivering basic training courses that commenced before the applicability date and that are foreseen to be completed (including the corresponding successful examinations and assessments) before the end of the transition period, have two options:

Option 1

Basic training is delivered based on the syllabus applicable before the applicability date and is finalised before the end of the transition period.

In such a case a certificate of recognition (CofR) is issued in accordance with the provisions applicable before the applicability date.

Option 2

Basic training is delivered in two parts:

- Part 1 for the modules that started before the applicability date, based on the syllabus applicable before the applicability date; and
- Part 2 for the modules that started after the applicability date based on the syllabus applicable after the applicability date.

Note: All relevant modules are to be covered by Parts 1 and 2 within the same organisation.

Under Option 2 a CofR is issued in accordance with the provisions applicable before the applicability date for those modules that started before the applicability date (Part 1) and a CofR is issued in accordance with the provisions applicable as of the applicability date for those modules that started after the applicability date (Part 2). The two certificates jointly provide the holder with the same attestation and reduction of experience (66.B.30(a)) as a CofR for a basic training course that is undertaken under normal conditions. These certificates contain a note and a list of the modules describing the special nature of the certificates as they relate to the transition provisions:

- ‘This certificate is issued for Part 1 of the basic training course which started before the applicability date of Commission Implementing Regulation (EU) 2023/989, covering the modules listed below:’ for those modules started before the applicability date;
- ‘This certificate is issued for Part 2 of the basic training course which started after the applicability date of Commission Implementing Regulation (EU) 2023/989, covering the modules listed below:’ for those modules started after the applicability date.

- (b) Organisations providing basic training courses that commenced before the applicability date and that are foreseen to be completed (including the corresponding successful examinations and assessments) after the end of the transition period, can only apply Option 2 of point (a) of this GM.

GM1 Article 6(6) Requirements applicable to training organisations and competent authorities issuing licenses

ED Decision 2023/019/R

CORRELATION TABLE BETWEEN BASIC KNOWLEDGE MODULES APPLICABLE BEFORE AND AFTER THE APPLICABILITY DATE OF REGULATION (EU) 2023/989

In regard to the basic knowledge required to obtain an aircraft maintenance licence, a module and knowledge level relevant for a licence (sub)category as applicable before the applicability date is equivalent to the corresponding module and knowledge level relevant for the same licence (sub)category as applicable as of the applicability date. CofRs issued prior to the applicability date are considered equivalent to those issued as of the applicability date.

The below tables correlate the basic knowledge modules applicable before and after the applicability date.

Table I: Basic Knowledge requirements (except for category L licence) as listed in Appendix I to Annex III (Part-66)

Subject module applicable before the applicability date	Subject module applicable after the applicability date
1. MATHEMATICS	1. MATHEMATICS
2. PHYSICS	2. PHYSICS
3. ELECTRICAL FUNDAMENTALS	3. ELECTRICAL FUNDAMENTALS
4. ELECTRONIC FUNDAMENTALS	4. ELECTRONICS FUNDAMENTALS
5. DIGITAL TECHNIQUES/ELECTRONIC INSTRUMENT SYSTEMS	5. DIGITAL TECHNIQUES/ELECTRONIC INSTRUMENT SYSTEMS
6. MATERIALS AND HARDWARE	6. MATERIALS AND HARDWARE
7A. MAINTENANCE PRACTICES 7B. MAINTENANCE PRACTICES	7. MAINTENANCE PRACTICES
8. BASIC AERODYNAMICS	8. BASIC AERODYNAMICS
9A. HUMAN FACTORS 9B. HUMAN FACTORS	9. HUMAN FACTORS
10. AVIATION LEGISLATION	10. AVIATION LEGISLATION
11A. TURBINE AEROPLANE AERODUNAMICS, STRUCTURES AND SYSTEMS 11B. PISTONE AEROPLANE AERODUNAMICS, STRUCTURES AND SYSTEMS 11C. PISTONE AEROPLANE AERODUNAMICS, STRUCTURES AND SYSTEMS	11. AEROPLANE AERODYNAMICS, STRUCTURES AND SYSTEMS
12. HELICOPTER AERODYNAMICS, STRUCTURES AND SYSTEMS	12. HELICOPTER AERODYNAMICS, STRUCTURES AND SYSTEMS
13. AIRCRAFT AERODYNAMICS, STRUCTURES AND SYSTEMS	13. AIRCRAFT AERODYNAMICS, STRUCTURES AND SYSTEMS
14. PROPULSION	14. PROPULSION
15. GAS TURBINE ENGINES	15. GAS TURBINE ENGINES
16. PISTON ENGINE	16. PISTON ENGINE
17A. PROPELLER 17B. PROPELLER	17. PROPELLER

Table 2: Basic knowledge requirements for a category L aircraft maintenance licence as listed in Appendix VII to Annex III (Part-66)

Subject module applicable before the applicability date	Subject module applicable after the applicability date
1L. BASIC KNOWLEDGE	1L. BASIC KNOWLEDGE
2L. HUMAN FACTORS	2L. HUMAN FACTORS
3L. AVIATION LEGISLATION	3L. AVIATION LEGISLATION
4L. AIRFRAME WOODEN/METAL TUBE AND FABRIC	4L. WOODEN AND/OR METAL-TUBE STRUCTURE COVERED WITH FABRIC
5L. AIRFRAME COMPOSITE	5L. COMPOSITE STRUCTURE
6L. AIRFRAME METAL	6L. METALLIC STRUCTURE
7L. AIRFRAME GENERAL	7L. AIRFRAME — GENERAL, MECHANICAL AND ELECTRICAL SYSTEMS
8L. POWER PLANT	8L. POWER PLANT
9L. BALLOON/AIRSHIP HOT-AIR	9L. BALLOONS — HOT-AIR BALLOONS
10L. BALLOON/AIRSHIP GAS (FREE/TETHERED)	10L. BALLOONS — GAS (FREE/TETHERED) BALLOONS
11L. AIRSHIPS HOT-AIR/GAS	11L. AIRSHIPS — HOT-AIR / GAS AIRSHIPS
12L. RADIO COM / ELT / TRANSPONDER / INSTRUMENTS	12L. RADIO COM / ELT / TRANSPONDER / INSTRUMENTS

Article 7

Regulation (EU) No 1321/2014

Regulation (EC) No 2042/2003 is repealed.

References to the repealed Regulation shall be construed as references to this Regulation and shall be read in accordance with the correlation table in Annex VI.

Article 7a Competent authorities

Regulation (EU) 2019/1383

1. Where a Member State designates more than one entity as competent authority with the necessary powers and allocated responsibilities for the certification and oversight of persons and organisations subject to this Regulation, the following requirements shall be complied with:
 - (a) the areas of competence of each competent authority shall be clearly defined, in particular in terms of responsibilities and geographic limitations;
 - (b) coordination shall be established between those authorities in order to ensure effective certification and oversight of all organisations and persons subject to this Regulation within their respective remits.
2. Member States shall ensure that the personnel of their competent authorities do not perform certification and oversight activities when there are indications that this could result, directly or indirectly, in a conflict of interest, in particular when relating to family or financial interest.
3. Where necessary to carry out certification or oversight tasks under this Regulation, the competent authorities shall be empowered to:
 - (a) examine the records, data, procedures, and any other material relevant to the execution of the certification and/or oversight tasks;
 - (b) make copies or extracts from such records, data, procedures and other material;

- (c) ask for an oral explanation on-site from any of the personnel of those organisations;
 - (d) enter relevant premises, operating sites or means of transport owned or used by those persons;
 - (e) perform audits, investigations, assessments, inspections, including unannounced inspections, in respect of those organisations;
 - (f) take or initiate enforcement measures as appropriate.
4. The powers referred to in paragraph 3 shall be exercised in compliance with the legal provisions of the relevant Member State.

Article 8 Entry into force

Regulation (EU) 2021/700

1. This Regulation shall enter into force on the twentieth day following that of its publication in the Official Journal of the European Union.
2. By way of derogation from paragraph 1, Member States may elect not to apply:
 - (a) for the maintenance of piston-engine non-pressurised aeroplanes of 2000 kg MTOM and below not involved in commercial air transport, until 28 September 2014, the requirement to have certifying staff qualified in accordance with [Annex III \(Part-66\)](#) contained in the following provisions:
 - points [M.A.606\(g\)](#) and [M.A.801\(b\)2](#) of [Annex I \(Part-M\)](#),
 - points [145.A.30\(g\) and \(h\)](#) of [Annex II \(Part-145\)](#);
 - (b) [Deleted]
 - (c) for aircraft registered in a third country and dry leased-in by air carriers licenced in accordance with Regulation (EC) No 1008/2008, until 25 August 2017, the requirements of Annex Va.
- 2a. By way of derogation from paragraph 1, the requirements for aircraft used for commercial specialised operations and CAT other than those by air carriers licenced in accordance with Regulation (EC) No 1008/2008, set out in Regulation (EU) No 965/2012, as amended by Regulation (EU) No 379/2014¹, shall apply from 21 April 2017.

Until that time:

- The provisions of Annex I, point [M.A.201\(f\)](#) shall apply to complex motor-powered aircraft used by operators requested by a Member State to hold a certificate for commercial operations other than licence air carriers in accordance with Regulation (EC) No 1008/2008 and to commercial ATOs;
- The provisions of Annex I, point [M.A.201\(h\)](#) shall apply to other than complex motor-powered aircraft, used by operators requested by a Member State to hold a certificate for commercial operations other than licence air carriers in accordance with Regulation (EC) No 1008/2008 and to commercial ATOs;

¹ Commission Regulation (EU) No 379/2014 of 7 April 2014 amending Commission Regulation (EU) No 965/2012 laying down technical requirements and administrative procedures related to air operations pursuant to Regulation (EC) No 216/2008 of the European Parliament and of the Council (OJ L 123, 24.4.2014, p. 1).

-
- The provisions of Annex I, point [M.A.306\(a\)](#) shall apply to aircraft used by licence air carriers in accordance with Regulation (EC) No 1008/2008 and aircraft used by operators requested by a Member State to hold a certificate for commercial operations;
 - The provisions of Annex I, point [M.A.801\(c\)](#) shall apply to ELA1 not used by licence air carriers in accordance with Regulation (EC) No 1008/2008 and not used by commercial ATOs;
 - The provisions of Annex I, point [M.A.803\(b\)](#) shall apply to non-complex motor-powered aircraft of 2730 kg MTOM and below, sailplane, powered sailplane or balloon, not used by licence air carriers in accordance with Regulation (EC) No 1008/2008, or by operators requested by a Member State to hold a certificate for commercial operations, or by commercial ATOs;
 - The provisions of Annex I, point [M.A.901\(g\)](#) shall apply to ELA1 aircraft not used by licence air carriers in accordance with Regulation (EC) No 1008/2008, or by operators requested by a Member State to hold a certificate for commercial operations, or by commercial ATOs.
3. When a Member State makes use of the provisions of paragraph 2 it shall notify the Commission and the Agency.
 4. For the purpose of time limits contained in points [66.A.25](#), [66.A.30](#) and [Appendix III of Annex III \(Part-66\)](#) related to basic knowledge examinations, basic experience, theoretical type training and examinations, practical training and assessment, type examinations and on the job training completed before Regulation (EU) No 1149/2011 applied, the origin of time shall be the date by which Regulation (EU) No 1149/2011 applied.
 5. [Deleted]
 6. By way of derogation from paragraph 1:
 - (a) competent authorities or, where applicable, organisations may continue to issue certificates, previous issue, as laid down in [Appendix III to Annex I \(Part-M\)](#) or Appendix II and [Appendix III to Annex IV \(Part-147\)](#) to Regulation (EU) No 1321/2014, in force prior to 27 July 2015, until 31 December 2015.
 - (b) certificates issued before 1 January 2016 remain valid until they are changed, suspended or revoked.

ENTRY INTO FORCE OF COMMISSION REGULATION (EU) 2018/1142

Regulation (EU) 2018/1142 (Article 2)

This Regulation shall enter into force on the twentieth day following that of its publication in the *Official Journal of the European Union*.

It shall apply from 5 March 2019.

However, [...] for the maintenance of ELA1 aeroplanes not involved in CAT operations and of aircraft other than aeroplanes and helicopters:

- (a) the requirement for the competent authority to issue aircraft maintenance licences in accordance with [Annex III \(Part-66\)](#), as new or as converted, pursuant to point [66.A.70](#) of that Annex, shall apply from 1 October 2019;
- (b) the requirement for certifying staff to be qualified in accordance with Annex III (Part-66) laid down in points [M.A.606\(g\)](#) and [M.A.801\(b\)\(2\)](#) of Annex I (Part-M) and in point [145.A.30\(g\)](#) and (h) of Annex II (Part-145) shall apply from 1 October 2020.

Regulation (EU) No 1321/2014

This Regulation shall be binding in its entirety and directly applicable in all Member States.

Done at Brussels, 26 November 2014.

For the Commission
The President
Jean-Claude JUNCKER

ANNEX I (PART-M)

GENERAL

M.1

Regulation (EU) 2020/270

For the purpose of this Part, the competent authority shall be:

1. for the oversight of the continuing airworthiness of individual aircraft and the issue of airworthiness review certificates the authority designated by the Member State of registry;
2. for the oversight of a maintenance organisation as specified in Section A, Subpart F of this [Annex \(Part-M\)](#):
 - (i) the authority designated by the Member State where that organisation's principle place of business is located;
 - (ii) the Agency if the organisation is located in a third country;
3. for the approval of aircraft maintenance programmes ('AMP'), one of the following:
 - (i) the authority designated by the Member State of registry of the aircraft;
 - (ii) if prior to the approval of the aircraft maintenance programme the Member State of registry agrees, one of the following:
 - (a) the authority designated by the Member State where the operator has its principal place of business or, in case the operator has no principal place of business, the authority designated by the Member State where the operator has its place of establishment or where the operator resides;
 - (b) the authority responsible for the oversight of the organisation managing the continuing airworthiness of the aircraft or with which the owner has concluded a limited contract in accordance with point (i)(3) of point [M.A.201](#).
4. for the oversight of a continuing airworthiness management organisation as specified in Section A, Subpart G of this Annex (Part-M):
 - (i) the authority designated by the Member State where that organisation's principle place of business is located if the approval is not included in an air operator's certificate;
 - (ii) the authority designated by the Member State of the operator if the approval is included in an air operator's certificate;
 - (iii) the Agency if the organisation is located in a third country.

AMC M.1

ED Decision 2015/029/R

A competent authority may be a ministry, a national aviation authority or any aviation body designated by the Member State and located within that Member State. A Member State may designate more than one competent authority to cover different areas of responsibility, as long as the designation decision contains a list of the competencies of each authority and there is only one competent authority responsible for each given area of responsibility.

GM1 M.1(3)(ii)

ED Decision 2022/017/R

TRANSFER OF RESPONSIBILITY FOR THE APPROVAL OF THE AIRCRAFT MAINTENANCE PROGRAMME

- (a) The aircraft maintenance programme (AMP) may be approved by an authority other than the one designated by the Member State of registry of the aircraft when that Member State concludes a written contract with the Member State of the operator, of the continuing airworthiness management organisation (CAMO) or of the combined airworthiness organisation (CAO) if the conditions of point [M.1.\(3\)\(ii\)](#) apply. The written contract between the two Member States contains a reference to the aircraft and the competent authorities (CAs), as well as the terms and conditions for the transfer of responsibility between the CAs.
- (b) If the responsibility for the approval of the AMP is transferred to the competent authority that is responsible for the CAMO or CAO, that AMP may be approved through an indirect approval procedure (see point [M.A.302\(c\)](#)) that the CAMO or CAO may have prior to the transfer unless otherwise specified by the terms and conditions for the transfer that are referred to in point (a).

SECTION A — TECHNICAL REQUIREMENTS

SUBPART A — GENERAL

M.A.101 Scope

Regulation (EU) 2019/1383

This Section establishes the measures to be taken to ensure that the airworthiness of aircraft is maintained, including its maintenance. It also specifies the conditions to be met by the persons or organisations involved in such activities.

SUBPART B — ACCOUNTABILITY

M.A.201 Responsibilities

Regulation (EU) 2019/1383

- (a) The owner of the aircraft shall be responsible for the continuing airworthiness of aircraft and shall ensure that no flight takes place unless all of the following requirements are met:
- (1) the aircraft is maintained in an airworthy condition;
 - (2) any operational and emergency equipment fitted is correctly installed and serviceable or clearly identified as unserviceable;
 - (3) the airworthiness certificate is valid;
 - (4) the maintenance of the aircraft is performed in accordance with the AMP specified in point [M.A.302](#).

Regulation (EU) No 1321/2014

- (b) When the aircraft is leased, the responsibilities of the owner are transferred to the lessee if:
1. the lessee is stipulated on the registration document; or
 2. detailed in the leasing contract.

When reference is made in this Part to the ‘owner’, the term owner covers the owner or the lessee, as applicable.

Regulation (EU) No 1321/2014

- (c) Any person or organisation performing maintenance shall be responsible for the tasks performed.

Regulation (EU) 2019/1383

- (d) The pilot-in-command or, in the case of aircraft used by air carriers licensed in accordance with Regulation (EC) No 1008/2008, the operator, shall be responsible for the satisfactory accomplishment of the pre-flight inspection. That inspection shall be carried out by the pilot or another qualified person and shall not need to be carried out by an approved maintenance organisation or by certifying staff.

Regulation (EU) 2020/270

- (e) In the case of aircraft used by air carriers licensed in accordance with Regulation (EC) No 1008/2008¹ the operator shall be responsible for the continuing airworthiness of the aircraft it operates and shall:
- (1) ensure that no flight takes place unless the conditions set out in point (a) are met;
 - (2) take the necessary steps to ensure its approval as a continuing airworthiness management organisation (‘CAMO’) pursuant to [Annex Vc \(Part-CAMO\)](#) or Subpart G of this [Annex \(Part-M\)](#), as part of air operator certificate for the aircraft it operates;
 - (3) take the necessary steps to ensure its approval in accordance with [Annex II \(Part-145\)](#) or conclude a written contract in accordance with point [CAMO.A.315\(c\)](#) of Annex Vc (Part-CAMO) or point [M.A.708\(c\)](#) of this Annex (Part-M) with an organisation which has been approved in accordance with [Annex II \(Part-145\)](#).

¹ Regulation (EC) No 1008/2008 of the European Parliament and of the Council of 24 September 2008 on common rules for the operation of air services in the Community (OJ L 293, 31.10.2008, p. 3).

Regulation (EU) 2022/410

- (ea) By derogation to point (e)(2), at least two operators forming part of a single air carrier business grouping may use the same CAMO to assume the responsibility for the continuing airworthiness management of all the aircraft they operate, provided that all of the following requirements are met:
- (1) the CAMO is approved in accordance with [Annex Vc \(Part-CAMO\)](#) for the aircraft to be managed;
 - (2) the CAMO forms part of the same air carrier business grouping as the operators concerned;
 - (3) a contract is established in accordance with Appendix I to this Annex between the CAMO and the AOC holder not itself approved as a CAMO;
 - (4) the CAMO has its principal place of business in the territory to which the Treaties apply;
 - (5) the individual management systems of the organisations concluding a contract are harmonised with each other.

Regulation (EU) 2022/410

- (eb) By derogation to point [\(e\)\(2\)](#), when the termination or revocation of an air operator certificate results in a situation where an air carrier licensed in accordance with Regulation (EC) No 1008/2008 and forming part of an air carrier business grouping is no longer in compliance with point [M.A.201\(ea\)](#), that licensed air carrier shall define and implement an action plan to the satisfaction of the competent authority to comply with point [M.A.201\(e\)\(2\)](#) as soon as practicable.

Regulation (EU) 2020/270

- (f) For complex motor-powered aircraft used for commercial specialised operations, for CAT operations other than those performed by air carriers licensed in accordance with Regulation (EC) No 1008/2008 or by commercial Approved Training Organisations ('ATO') and Declared Training Organisations ('DTO') referred to in Article 10a of Regulation (EU) No 1178/2011¹, the operator shall ensure that:
- (1) no flight takes place unless the conditions set out in point (a) are met;
 - (2) the tasks associated with continuing airworthiness are performed by a CAMO approved in accordance with Annex Vc (Part-CAMO) or Subpart G of this Annex (Part-M); when the operator is not a CAMO approved in accordance with Annex Vc (Part-CAMO) or Subpart G of this Annex (Part-M), it shall conclude a written contract as regards the performance of those tasks in accordance with Appendix I to this Annex with an organisation approved in accordance with Annex Vc (Part-CAMO) or Subpart G of this Annex (Part-M);
 - (3) the CAMO referred to in point (2) is approved in accordance with Annex II (Part-145) as an organisation to qualify for the issue of an approval for the maintenance of aircraft and of components for installation thereon, or that CAMO has concluded a written contract in accordance with point [CAMO.A.315\(c\)](#) of Annex Vc (Part-CAMO) or point [M.A.708\(c\)](#) of this Annex (Part-M) with organisations approved in accordance with Annex II (Part-145).

¹ Commission Regulation (EU) No 1178/2011 of 3 November 2011 laying down technical requirements and administrative procedures related to civil aviation aircrew pursuant to Regulation (EC) No 216/2008 of the European Parliament and of the Council (OJ L 311, 25.11.2011, p. 1).

Regulation (EU) 2020/270

- (g) For complex motor-powered aircraft not included in points (e) and (f), the owner shall ensure that:
- (1) no flight takes place unless the conditions set out in point (a) are met;
 - (2) the tasks associated with continuing airworthiness are performed by a CAMO approved in accordance with Annex Vc (Part-CAMO) or Subpart G of this Annex (Part-M); when the owner is not a CAMO approved in accordance with Annex Vc (Part-CAMO) or Subpart G of this Annex (Part-M), it shall conclude a written contract as regards the performance of those tasks in accordance with Appendix I to this Annex with an organisation approved in accordance with Annex Vc (Part-CAMO) or Subpart G of this Annex (Part-M);
 - (3) the CAMO referred to in point (2) is approved in accordance with Annex II (Part-145) as an organisation to qualify for the issue of an approval for the maintenance of aircraft and of components for installation thereon, or that CAMO has concluded a written contract in accordance with point [CAMO.A.315\(c\)](#) of Annex Vc (Part-CAMO) or point [M.A.708\(c\)](#) of this Annex (Part-M) with organisations approved in accordance with Annex II (Part-145).

Regulation (EU) 2021/700

- (h) For aircraft other than complex motor-powered aircraft used for commercial specialised operations or for CAT operations other than those performed by air carriers licensed in accordance with Regulation (EC) No 1008/2008, or by commercial ATOs and commercial DTOs referred to in Article 10a of Regulation (EU) No 1178/2011, the operator shall ensure that:
- (1) no flight takes place unless the conditions set out in point (a) are met;
 - (2) the tasks associated with continuing airworthiness are performed by a CAMO approved in accordance with Annex Vc (Part-CAMO) or Subpart G of this Annex (Part-M), or a combined airworthiness organisation ('CAO') approved in accordance with Annex Vd (Part-CAO); when the operator is not a CAMO approved in accordance with Annex Vc (Part-CAMO) or Subpart G of this Annex (Part-M), or a CAO approved in accordance with Annex Vd (Part-CAO), it shall conclude a written contract in accordance with Appendix I to this Annex with a CAMO approved in accordance with Annex Vc (Part-CAMO) or Subpart G of this Annex (Part-M), or a CAO approved in accordance with Annex Vd (Part-CAO);
 - (3) the CAMO or CAO referred to in point (2) is approved in accordance with Annex II (Part-145) or in accordance with Subpart F of this Annex (Part-M) or as a CAO with maintenance privileges, or that CAMO or CAO has concluded a written contract with organisations approved in accordance with Annex II (Part-145) or in accordance with Subpart F of this Annex (Part-M) or Annex Vd (Part-CAO) with maintenance privileges.

Regulation (EU) 2020/270

- (i) For aircraft other than complex motor-powered aircraft not included in points (e) and (h), or used for limited operations, the owner shall ensure that flight takes place only if the conditions set out in point (a) are met. To that end, the owner shall:
- (1) attribute the continuing airworthiness tasks referred to in point [M.A.301](#) to a CAMO or CAO through a written contract concluded in accordance with Appendix I; or
 - (2) carry out those tasks himself; or

- (3) carry out those tasks himself except the tasks of the development of and the processing of the approval of the AMP, only if those tasks are performed by a CAMO or CAO through a limited contract concluded in accordance with point [M.A.302](#).

Regulation (EU) 2015/1536

- (j) The owner/operator shall ensure that any person authorised by the competent authority is granted access to any of its facilities, aircraft or documents related to its activities, including any subcontracted activities, to determine compliance with this Part.

Regulation (EU) 2020/270

- (k) Where an aircraft included in an air operator certificate is used for non-commercial operations or specialised operations under point ORO.GEN.310 of Annex III or point NCO.GEN.104 of Annex VII to Regulation (EU) No 965/2012, the operator shall ensure that the tasks associated with continuing airworthiness are performed by the CAMO approved in accordance with Annex Vc (Part-CAMO) or Subpart G of this Annex (Part-M) or the combined airworthiness organisation (“CAO”) approved in accordance with Annex Vd (Part-CAO), whichever applicable, of the air operator certificate holder.

GM M.A.201 Responsibilities

ED Decision 2022/017/R

QUICK SUMMARY TABLE

Select your type of operation and your category of aircraft		Complex motor-powered aircraft		Other-than-complex motor-powered aircraft (aircraft subject to Part ML are excluded here)		
		Is a CAMO or CAO required for the management of continuing airworthiness?	Is maintenance by a maintenance organisation required?	Is a CAMO or CAO required for the management of continuing airworthiness?	Is maintenance by a maintenance organisation required?	
Commercial operations	CAT	Air carriers licensed in accordance with Regulation (EC) No 1008/2008	Yes, a CAMO is required. It shall be part of the AOC (M.A.201(e)) unless point M.A.201(ea) applies.	Yes, maintenance by a Part-145 organisation is required (M.A.201(e))	Yes, a CAMO is required. It shall be part of the AOC (M.A.201(e)) unless point M.A.201(ea) applies.	Yes, maintenance by a Part-145 organisation is required (M.A.201(e))
		CAT other than air carriers licensed in accordance with Regulation (EC) No 1008/2008	Yes, a CAMO is required (M.A.201(f))	Yes, maintenance by a Part-145 organisation is required (M.A.201(f))	Yes, a CAMO or CAO is required (M.A.201(h))	Yes, maintenance by a Subpart F, by a Part-CAO or by a Part-145 organisation is required (M.A.201(h))
		Commercial specialised operations	Yes, a CAMO is required (M.A.201(f))	Yes, maintenance by a Part-145 organisation is required (M.A.201(f))	Yes, a CAMO or CAO is required (M.A.201(h))	Yes, maintenance by a Subpart F, by a Part-CAO or by a Part-145 organisation is required (M.A.201(h))
		Commercial training organisations (ATOs)	Yes, a CAMO is required (M.A.201(f))	Yes, maintenance by a Part-145 organisation is required (M.A.201(f))	Yes, a CAMO or CAO is required (M.A.201(h))	Yes, maintenance by a Subpart F, by a Part-CAO or by a Part-145 organisation is required (M.A.201(h))
Other than commercial operations including limited operations as defined in Article 2(p)		Yes, a CAMO is required (M.A.201(g))	Yes, maintenance by a Part-145 organisation is required (M.A.201(g))	No, a CAMO or CAO is not required (M.A.201(i))	No, maintenance by a Subpart F, by a Part-CAO or Part-145 organisation is not always required (M.A.201(i))	

GM M.A.201(e) Responsibilities

ED Decision 2016/011/R

The performance of ground de-icing and anti-icing activities does not require a [Part-145](#) maintenance organisation approval. Nevertheless, inspections required to detect and, when necessary, remove de-icing and/or anti-icing fluid residues are considered maintenance. Such inspections may only be carried out by suitably authorised personnel.

AMC M.A.201(e)(2) Responsibilities

ED Decision 2016/011/R

1. An air carrier licensed in accordance with Regulation (EC) No 1008/2008 only needs to hold a CAMO approval as part of its air operator certificate (AOC) for the management of the continuing airworthiness of the aircraft listed on its AOC. The approval to carry out airworthiness reviews is optional.
2. [Part-M](#) does not provide for CAMOs to be independently approved to perform continuing airworthiness management tasks on behalf of air carriers licensed in accordance with Regulation (EC) No 1008/2008. The approval of such activity is vested in the (AOC).
3. The operator is ultimately responsible and, therefore, accountable for the airworthiness of its aircraft.

AMC1 M.A.201(ea) Responsibilities

ED Decision 2022/017/R

HARMONISATION OF THE MANAGEMENT SYSTEMS

- (a) The harmonised management systems of the organisations that conclude a contract should encompass safety by including the following elements:
- (1) A forum to share the results and conclusions of the safety review boards (SRBs) of each organisation, which should be attended by the accountable managers, safety managers, and any other relevant nominated person(s). That forum may for example take the form of regular joint meetings of the organisations' SRBs.
 - (2) Regular exchange between the organisations of the results and conclusions of the compliance monitoring function as well as of the results of the oversight of each organisation by the CA(s). The exchange of information on compliance monitoring and oversight provides for awareness, analysis, and hazard identification.
 - (3) A common or consistent safety policy and its related safety objectives.
Note: establishing common or consistent safety objectives does not prevent the organisation(s) from defining additional and/or specific safety objectives to adapt to the local environment/specificities/operations and/or to the organisation safety performance, as applicable.
 - (4) Common or consistent safety management key processes (see [AMC1 CAMO.A.200\(a\)\(3\) 'Management system'](#)) that are established by the CAMO and its contracting operators unless those processes relate to activities or procedures that are specific to one of those organisations (e.g. fatigue risk management system (FRMS)).
 - (5) A cooperation mechanism to ensure prompt reaction when one of the organisations shares some serious concerns with another organisation.

- (6) A cooperation mechanism to ensure proper actions are coordinated at group level if there are findings at one organisation, which affect the harmonisation of the management systems.
 - (7) A cooperation mechanism with the operator(s) to manage the changes in the harmonised elements of the management systems in such a way that those changes produce their effect at the same time.
- (b) The CAMO/operator(s)' procedures should describe how the interface and harmonisation between the management systems are achieved, and specify the records to be retained in respect of the harmonisation of the management systems.

AMC2 M.A.201(ea) Responsibilities

ED Decision 2022/017/R

To ensure that all parties involved can fulfil their responsibilities, all manuals, procedures, and communication between them should be, at least, in one common language, e.g. English, when the CAMO manages the continuing airworthiness of aircraft registered in (a) different Member State(s) than its principal place of business. Parties involved include the competent authority(ies) with which that common language should be agreed upon.

GM1 M.A.201(ea) Responsibilities

ED Decision 2022/017/R

HARMONISATION OF THE MANAGEMENT SYSTEMS — GROUP STANDARDS AND CHANGES THERETO

- (a) Depending on the size of the single air carrier business grouping and on the nature and complexity of its activities, an efficient way of harmonising the management systems of the organisations is by collectively developing group standards that are endorsed by a group management board or similar group governance body. Such group standards may include provisions for the monitoring of the obligations of the parties that have signed the contract established in accordance with [Appendix I to Annex I \(Part-M\)](#) to Regulation (EU) No 1321/2014.
- (b) The group management board or similar group governance body is composed of the accountable managers of the organisations and a coordinating member. The names of the board members are included directly, or by reference to a common document, in the contract, and are updated in the respective document in case of change in personnel.
- (c) The coordinating member may be one of the accountable managers or another person. As a consequence of applying point [M.A.201\(ea\)](#) is that several operators will use the same CAMO, the group management board may consider having as coordinating member one employee of that CAMO. The role of the coordinating member includes, but is not limited to the following:
 - ensuring that all perspectives are considered;
 - defining the by-laws of the board and ensuring they are complied with;
 - coordinating decision-making;
 - ensuring that the documentation is updated;
 - ensuring the review of the group standards;
 - ensuring the regular exchange of communication and that meetings take place; and
 - coordinating the integration of an organisation into, or, if applicable, its departure from, the business grouping.

- (d) The group standards can be documented either:
- in a common document that is cross-referenced in the continuing airworthiness management contract that is required by point [M.A.201\(ea\)](#); or
 - in the exposition/manual of each organisation, in which case the continuing airworthiness management contract that is required by point [M.A.201\(ea\)](#) should cross-reference the relevant part of the organisations' expositions/manuals; or
 - in the continuing airworthiness management contract that is required by point [M.A.201\(ea\)](#).
- (e) In particular, the group standards include:
- methods and procedures to address the safety management key processes;
 - identification of the different operators and the CAMO;
 - identification and contact details of the members of the group management board or of the similar group governance body; and
 - management of the changes that affect the group standards, e.g. consultation process.

GM2 M.A.201(ea) Responsibilities

ED Decision 2022/017/R

AIR CARRIER BUSINESS GROUPING

- (a) In the framework of Regulation (EU) No 1321/2014, 'a single air carrier business grouping' means a controlling undertaking and its controlled undertakings. All those undertakings are located in the territory to which the Treaties apply.

The controlling undertaking exercises directly or indirectly a dominant influence over the controlled undertaking by virtue of ownership, financial participation, right to appoint management or a supervisory body, the rules that govern it, or other.

The controlled and controlling undertakings include air carriers licensed in accordance with Regulation (EC) 1008/2008¹ as well as one or more organisations that are approved in accordance with [Annex Vc \(Part-CAMO\)](#) to Regulation (EU) No 1321/2014.

In the frame of Community-scale groups of undertakings, Article 3 of Directive 2009/38/EC² provides additional information about controlling undertakings, which can also be suitable to national-scale groups of undertakings.

- (b) Each approved organisation is responsible for its management system, even if they follow common group standards, policies, or procedures. The accountability of each approved organisation, as defined by the relevant EU regulation, is not affected by being part of a single air carrier business grouping. The air carrier remains ultimately responsible for the continuing airworthiness of the aircraft it operates even if the operator decides to contract the continuing airworthiness management to a CAMO. In that case, the operator is no longer responsible for

¹ Regulation (EC) No 1008/2008 of the European Parliament and of the Council of 24 September 2008 on common rules for the operation of air services in the Community (Recast) (OJ L 293, 31.10.2008, p. 3) (<https://eur-lex.europa.eu/legal-content/EN/TXT/?uri=CELEX%3A32008R1008&qid=1660816319207>).

² Directive 2009/38/EC of the European Parliament and of the Council of 6 May 2009 on the establishment of a European Works Council or a procedure in Community-scale undertakings and Community-scale groups of undertakings for the purposes of informing and consulting employees (Recast) (OJ L 122, 16.5.2009, p. 28) (<https://eur-lex.europa.eu/legal-content/EN/TXT/?uri=CELEX%3A32009L0038&qid=1660815126702>).

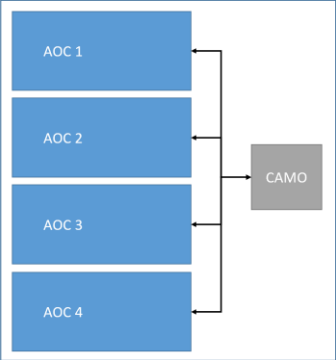
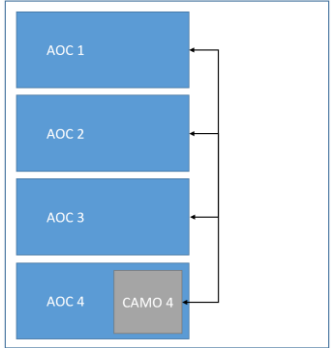
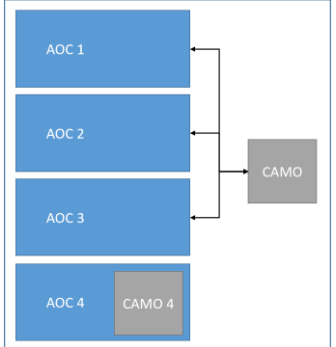
performing the continuing airworthiness tasks, as that responsibility is transferred to the contracted CAMO. The operator keeps the responsibility to fulfil the requirements in the EU regulations, e.g. to assess the CAMO to ensure that it has the capability and capacity to comply with the contract (see Part-M, [Appendix I](#), point 7).

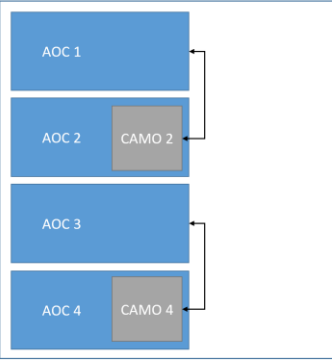
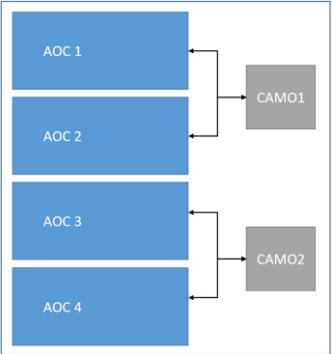
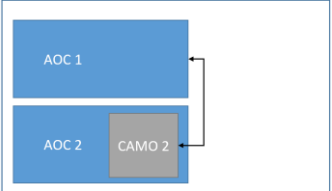
GM3 M.A.201(ea) Responsibilities

ED Decision 2022/017/R

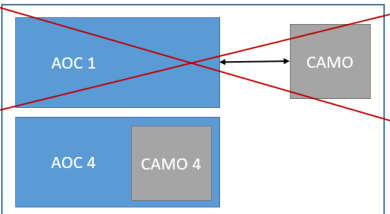
CONFIGURATIONS

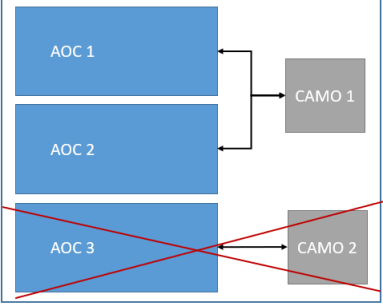
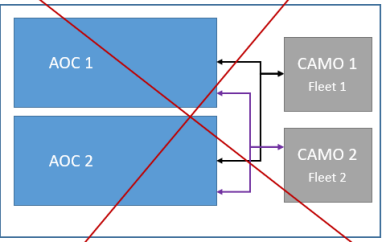
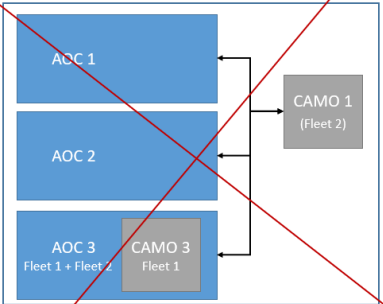
- (a) Each AOC holder of a single air carrier business grouping may choose either to remain an approved CAMO itself (in accordance with point [M.A.201\(e\)\(2\)](#)) or to contract a CAMO (in accordance with point [M.A.201\(ea\)](#)).
- (b) The following schemes illustrate possible examples of configurations:

<p>Air carriers business grouping</p> 	<p>Each AOC holder has a contract with the CAMO in accordance with point M.A.201(ea).</p>
	<p>AOC 1, AOC 2, and AOC 3 holders have a contract with CAMO 4 each (in accordance with point M.A.201(ea)); CAMO 4 is integrated into AOC 4 (in accordance with point M.A.201(e)(2)).</p>
	<p>AOC 1, AOC 2, and AOC 3 have a contract with a CAMO each (in accordance with point M.A.201(ea)); CAMO 4 is integrated into AOC 4 (in accordance with point M.A.201(e)(2)).</p>

	<p>AOC 1 has a contract with CAMO 2 (in accordance with point M.A.201(ea)), AOC 3 has a contract with CAMO 4 (in accordance with point M.A.201(ea)), while CAMO 2 and CAMO 4 remain respectively integrated into AOC 2 and AOC 4 (in accordance with point M.A.201(e)(2)).</p>
	<p>AOC 1 and AOC 2 have a contract with CAMO 1 each (in accordance with point M.A.201(ea)); AOC3 and AOC4 have a contract with CAMO 2 each (in accordance with point M.A.201(ea)).</p>
	<p>AOC 1 has a contract with CAMO 2 (in accordance with point M.A.201(ea)); CAMO 2 remains integrated into AOC 2 (in accordance with point M.A.201(e)(2)).</p>

- (c) The following schemes illustrate examples of configurations that are not compliant with point [M.A.201\(ea\)](#) (non exhaustive list):

<p>Air carrier business grouping</p> 	<p>This configuration is not compliant with point M.A.201(ea) because only one AOC (i.e. AOC 1) uses the contracted CAMO.</p>
--	---

	<p>This configuration is not compliant with point M.A.201(ea) because only one AOC (i.e. AOC 3) uses the contracted CAMO (i.e. CAMO 2).</p>
	<p>This configuration is not compliant with point M.A.201(ea) because CAMO 1 is not contracted by the AOC holders (i.e. AOC 1 and AOC 2) for all the aircraft they operate.</p>
	<p>This configuration is not compliant with point M.A.201(ea) because CAMO 1 is not contracted by AOC 3 for all the aircraft it operates.</p>

GM M.A.201(i) Aircraft maintenance programme

ED Decision 2016/011/R

If an owner decides not to make a contract in accordance with [M.A.201\(i\)](#), the owner is fully responsible for the proper accomplishment of the corresponding tasks. As a consequence, it is recommended that the owner properly self-assesses his/her own competence to accomplish them or otherwise seeks the proper expertise.

AMC M.A.201(i)(3) Responsibilities

ED Decision 2020/002/R

LIMITED CONTRACT FOR THE DEVELOPMENT OF THE AMP

The limited contract for the development and, when applicable, processing of the approval of the aircraft maintenance programme should cover the responsibilities related to [M.A.302\(d\)](#), [M.A.302\(f\)](#) and [M.A.302\(h\)](#).

GM1 M.A.201(k) Responsibilities

ED Decision 2020/002/R

USE OF AIRCRAFT INCLUDED IN AN AOC FOR NCO OR SPO

As point (k) is not a derogation from the previous points of [M.A.201](#), points M.A.201(f), (g), (h) and (i) are still applicable.

M.A.202 Occurrence reporting

Regulation (EU) 2019/1383

- (a) Without prejudice to the reporting requirements set out in Annex II (Part-145) and Annex Vc (Part-CAMO), any person or organisation responsible in accordance with point [M.A.201](#) shall report any identified condition of an aircraft or component which endangers flight safety to:
 - (1) the competent authority designated by the Member State of registry of the aircraft, and, when different to the Member State of registry, to the competent authority designated by the Member State of the operator;
 - (2) to the organisation responsible for the type design or supplemental type design.
- (b) The reports referred to in point (a) shall be made in a manner determined by the competent authority referred to in point (a) and shall contain all pertinent information about the condition known to the person or organisation making the report.
- (c) Where the maintenance or the airworthiness review of the aircraft is carried out on the basis of a written contract, the person or the organisation responsible for those activities shall also report any condition referred to in point (a) to the owner and the operator of the aircraft and, when different, to the CAMO or CAO concerned.
- (d) The person or organisation shall submit the reports referred to in points (a) and (c) as soon as possible, but no later than 72 hours from the moment when the person or organisation identified the condition to which the report relates, unless exceptional circumstances prevent this.
- (e) The person or organisation shall submit a follow-up report, providing details of actions which that person or organisation intends to take to prevent similar occurrences in the future, as soon as those actions have been identified. The follow-up report shall be submitted in a form and manner established by the competent authority.

AMC M.A.202(a) Occurrence reporting

ED Decision 2023/013/R

Accountable persons or organisations should ensure that the type certificate (TC) holder or the declarant of a declaration of design compliance receives adequate reports of occurrences for that aircraft type, to enable it to issue appropriate service instructions and recommendations to all owners or operators.

Liaison with the TC holder or the declarant of a declaration of design compliance is recommended to establish whether published or proposed service information will resolve a problem or to obtain a solution to a particular problem.

An approved continuing airworthiness management or maintenance organisation should assign responsibility for co-ordinating action on airworthiness occurrences and for initiating any necessary further investigation and follow-up activity to a suitably qualified person with clearly defined authority and status.

In respect of maintenance, reporting a condition which endangers flight safety is normally limited to:

- serious cracks, permanent deformation, burning or serious corrosion of structure found during scheduled maintenance of the aircraft or component.
- failure of any emergency system during scheduled testing.

AMC M.A.202(b) Occurrence reporting

ED Decision 2015/029/R

The reports may be transmitted by any method, i.e. electronically, by post or by facsimile.

Each report should contain at least the following information:

- reporter or organisation's name and approval reference if applicable,
- information necessary to identify the subject aircraft and/or component,
- date and time relative to any life or overhaul limitation in terms of flying hours/cycles/landings etc., as appropriate,
- details of the occurrence.

AMC 20-8 General Acceptable Means of Compliance for Airworthiness of Products, Parts and Appliances provides further guidance on occurrence reporting.

SUBPART C — CONTINUING AIRWORTHINESS

M.A.301 Continuing airworthiness tasks

Regulation (EU) 2019/1383

The aircraft continuing airworthiness and the serviceability of operational and emergency equipment shall be ensured by:

- (a) the accomplishment of pre-flight inspections;
- (b) the rectification of any defect and damage affecting safe operation in accordance with data specified in points [M.A.304](#) and [M.A.401](#), as applicable, while taking into account the minimum equipment list ('MEL') and configuration deviation list, when they exist;
- (c) the accomplishment of all maintenance in accordance with the AMP referred to in point [M.A.302](#);
- (d) the release of all maintenance in accordance with Subpart H;
- (e) for all complex motor-powered aircraft or aircraft used by air carriers licensed in accordance with Regulation (EC) No 1008/2008, the analysis of the effectiveness of the approved AMP referred to in point [M.A.302](#);
- (f) the accomplishment of any applicable:
 - (1) airworthiness directive (AD);
 - (2) operational directive with a continuing airworthiness impact;
 - (3) continuing airworthiness requirement established by the Agency;
 - (4) measures required by the competent authority in immediate reaction to a safety problem;
- (g) the accomplishment of modifications and repairs in accordance with point [M.A.304](#);
- (h) delivering to the pilot-in-command, or to the operator in the case of air carriers licensed in accordance with Regulation (EC) No 1008/2008, the mass and balance statement reflecting the current configuration of the aircraft;
- (i) maintenance check flights, when necessary.

AMC M.A.301(a) Continuing airworthiness tasks

ED Decision 2020/002/R

PRE-FLIGHT INSPECTIONS

1. With regard to the pre-flight inspection, it is intended to mean all of the actions necessary to ensure that the aircraft is fit to make the intended flight. These should typically include but are not necessarily limited to:
 - (a) a walk-around type inspection of the aircraft and its emergency equipment for condition including, in particular, any obvious signs of wear, damage or leakage. In addition, the presence of all required equipment including emergency equipment should be established.
 - (b) an inspection of the aircraft continuing airworthiness record system or the aircraft technical log system, as applicable, to ensure that the intended flight is not adversely

- affected by any outstanding deferred defects and that no required maintenance action shown in the maintenance statement is overdue or will become due during the flight.
- (c) a control that consumable fluids, gases etc. uplifted prior to flight are of the correct specification, free from contamination, and correctly recorded.
 - (d) a control that all doors are securely fastened.
 - (e) a control that control surface and landing gear locks, pitot/static covers, restraint devices and engine/aperture blanks have been removed.
 - (f) a control that all the aircraft's external surfaces and engines are free from ice, snow, sand, dust etc. and an assessment to confirm that, as the result of meteorological conditions and de-icing/anti-icing fluids having been previously applied on it, there are no fluid residues that could endanger flight safety. Alternatively to this pre-flight assessment, when the type of aircraft and nature of operations allow for it, the build-up of residues may be controlled through scheduled maintenance inspections/cleanings identified in the approved maintenance programme.
2. Tasks such as oil and hydraulic fluid uplift and tyre inflation may be considered as part of the pre-flight inspection. The related pre-flight inspection instructions should address the procedures to determine where the necessary uplift or inflation results from an abnormal consumption and possibly requires additional maintenance action by the approved maintenance organisation or certifying staff as appropriate.
3. In the case of air carriers licensed in accordance with Regulation (EC) No 1008/2008, the CAMO should publish guidance to maintenance and flight personnel and any other personnel performing pre-flight inspection tasks, as appropriate, defining responsibilities for these actions and, where tasks are contracted to other organisations, how their accomplishment is subject to the quality system of [M.A.712](#) or the management system required by [CAMO.A.200](#). It should be demonstrated to the competent authority that pre-flight inspection personnel have received appropriate training for the relevant pre-flight inspection tasks. The training standard for personnel performing the pre-flight inspection should be described in the continuing airworthiness management exposition.

AMC M.A.301(b) Continuing airworthiness tasks

ED Decision 2020/002/R

1. The operator should have a system to ensure that all defects affecting the safe operation of the aircraft are rectified within the limits prescribed by the approved minimum equipment list (MEL), configuration deviation list (CDL) or maintenance data, as appropriate. Also that such defect rectification cannot be postponed unless agreed by the operator and in accordance with a procedure approved by the competent authority.
2. When deferring or carrying forward a defect rectification, the cumulative effect of a number of deferred or carried forward defects on a given aircraft and any restrictions contained in the MEL should be considered. Whenever possible, deferred defect rectification should be made known to the pilot/flight crew prior to their arrival at the aircraft.
3. In the case of aircraft used by air carriers licensed in accordance with Regulation (EC) No 1008/2008 and of complex motor-powered aircraft, a system of assessment should be in operation to support the continuing airworthiness of an aircraft and to provide a continuous analysis of the effectiveness of the CAMO defect control system in use.

The system should provide for:

- (a) significant incidents and defects: monitor incidents and defects that have occurred in flight and defects found during maintenance and overhaul, highlighting any that appear significant in their own right.
- (b) repetitive incidents and defects: monitor on a continuous basis defects occurring in flight and defects found during maintenance and overhaul, highlighting any that are repetitive.
- (c) deferred and carried forward defects: Monitor on a continuous basis deferred and carried forward defects. Deferred defects are defined as those defects reported in operational service which are deferred for later rectification. Carried forward defects are defined as those defects arising during maintenance which are carried forward for rectification at a later maintenance input.
- (d) unscheduled removals and system performance: analyse unscheduled component removals and the performance of aircraft systems for use as part of the maintenance programme efficiency.

AMC M.A.301(c) Continuing airworthiness tasks

ED Decision 2020/002/R

MAINTENANCE IN ACCORDANCE WITH THE AMP

The owner, CAO or CAMO, as applicable, should have a system to ensure that all aircraft maintenance checks are performed within the limits prescribed by the approved aircraft maintenance programme and that, whenever a maintenance check cannot be performed within the required time limit, its postponement is allowed in accordance with a procedure agreed by the appropriate competent authority.

AMC M.A.301(e) Continuing airworthiness tasks

ED Decision 2020/002/R

The CAMO managing the continuing airworthiness of the aircraft should have a system to analyse the effectiveness of the maintenance programme, with regard to spares, established defects, malfunctions and damage, and to amend the maintenance programme accordingly.

AMC M.A.301(f) Continuing airworthiness tasks

ED Decision 2020/002/R

OPERATIONAL DIRECTIVES

Operational directives with a continuing airworthiness impact include operating rules such as extended twin-engine operations (ETOPS) / long range operations (LROPS), reduced vertical separation minima (RVSM), MNPS, all-weather operations (AWOPS), RNAV, etc.

Any other continuing airworthiness requirement established by the Agency includes TC-related requirements such as: certification maintenance requirements (CMR), life-limited parts, airworthiness limitations contained in CS-25 Book 1, Appendix H, paragraph H25.4, fuel tank system airworthiness limitations including Critical Design Configuration Control Limitations (CDCCL), etc.

The operator is responsible for the incorporation of operational directives (ODs) and in cases where there is an impact on the continuing airworthiness, the CAMO has to assess this and take appropriate actions to ensure the continuing airworthiness. The process to incorporate the ODs should be detailed in an arrangement or common procedure.

GM M.A.301(i) Continuing airworthiness tasks

ED Decision 2023/013/R

MAINTENANCE CHECK FLIGHTS (MCFs)

- (a) The definition of and operational requirements for MCFs are laid down in the Air Operations Regulation¹ and are carried out under the control and responsibility of the aircraft operator. During the flight preparation, the flight and the post-flight activities as well as for the aircraft handover, the processes requiring the involvement of the maintenance organisations or their personnel should be agreed in advance with the operator. The operator should consult as necessary with the CAMO in charge of the airworthiness of the aircraft.
- (b) Depending on the aircraft defect and the status of the maintenance activity performed before the flight, different scenarios are possible and are described below:
- (1) The aircraft maintenance manual (AMM), or any other maintenance data issued by the design approval holder or the declarant of a declaration of design compliance, requires that an MCF be performed before completion of the maintenance ordered. In this scenario, a certificate after incomplete maintenance, when in compliance with [M.A.801\(f\)](#) or [145.A.50\(e\)](#), should be issued by the maintenance organisation and the aircraft can be flown for this purpose under its airworthiness certificate. Due to incomplete maintenance, for aircraft used in commercial air transport, it is advisable to open a new entry on the aircraft technical log system to identify the need for an MCF. This new entry should contain or refer to, as necessary, data relevant to perform the MCF, such as aircraft limitations and any potential effect on operational and emergency equipment due to incomplete maintenance, maintenance data reference and maintenance actions to be performed after the flight. After a successful MCF, the maintenance records should be completed, the remaining maintenance actions finalised and the aircraft released to service in accordance with the maintenance organisation's approved procedures.
 - (2) Based on its own experience and for reliability considerations and/or quality assurance, an operator or CAMO may wish to perform an MCF after the aircraft has undergone certain maintenance while maintenance data does not call for such a flight. Therefore, after the maintenance has been properly carried out, a certificate of release to service is issued and the aircraft airworthiness certificate remains valid for this flight.
 - (3) After troubleshooting of a system on the ground, an MCF is proposed by the maintenance organisation as confirmation that the solution applied has restored the normal system operation. During the maintenance performed, the maintenance instructions are followed for the complete restoration of the system and therefore a certificate of release to service is issued before the flight. The airworthiness certificate is valid for the flight. An open entry requesting this flight may be recorded in the aircraft technical log.
 - (4) An aircraft system has been found to fail, the dispatch of the aircraft is not possible in accordance with the maintenance data, and the satisfactory diagnosis of the cause of the fault can only be made in flight. The process for this troubleshooting is not described in the maintenance data and therefore scenario (1) does not apply. Since the aircraft cannot fly under its airworthiness certificate because it has not been released to service after maintenance, a permit to fly issued in accordance with Regulation (EU) No 748/2012 is

¹ Commission Regulation (EU) No 965/2012 of 5 October 2012 laying down technical requirements and administrative procedures related to air operations pursuant to Regulation (EC) No 216/2008 of the European Parliament and of the Council (OJ L 296, 25.10.2012, p. 1) (<https://eur-lex.europa.eu/legalcontent/EN/TXT/?qid=1568896271265&uri=CELEX:32012R0965>).

required. After the flight and the corresponding maintenance work, the aircraft can be released to service and continue to operate under its original certificate of airworthiness.

- (c) For certain MCFs the data obtained or verified in flight will be necessary for assessment or consideration after the flight by the maintenance organisation prior to issuing the maintenance release. For this purpose, when the personnel of the maintenance organisation cannot perform these functions in flight, the maintenance organisation may rely on the crew performing the flight to complete this data or to make statements about in-flight verifications. In this case, the maintenance organisation should appoint the crew personnel to play such a role on their behalf and, before the flight, brief appointed crew personnel on the scope, functions and the detailed process to be followed, including required reporting information after the flight and reporting means, in support of the final release to service to be issued by the certifying staff.

M.A.302 Aircraft maintenance programme

Regulation (EU) 2023/989

- (a) Maintenance of each aircraft shall be organised in accordance with an AMP.
- (b) The AMP and any subsequent amendments thereto shall be approved by the competent authority.
- (c) When the continuing airworthiness of aircraft is managed by a CAMO or CAO, or when there is a limited contract between the owner and a CAMO or CAO concluded in accordance with point [M.A.201\(i\)\(3\)](#), the AMP and its amendments may be approved through an indirect approval procedure.

In that case, the indirect approval procedure shall be established by the CAMO or CAO concerned as part of the continuing airworthiness management exposition ('CAME') referred to in point [CAMO.A.300](#) of Annex Vc or point [M.A.704](#) of this Annex, or as part of the combined airworthiness exposition ('CAE') referred to in point [CAO.A.025](#) of Annex Vd and shall be approved by the competent authority responsible for that CAMO or CAO.

The indirect approval procedure shall only be used when the CAMO or CAO concerned is under the oversight of the Member State of registry of aircraft, unless a written contract has been concluded in accordance with point 3 of point [M.1](#) transferring responsibility for the approval of the aircraft maintenance programme to the competent authority responsible for the CAMO or CAO.

- (d) The AMP shall demonstrate compliance with:
- (1) the instructions issued by the competent authority;
 - (2) the instructions for continuing airworthiness:
 - (i) issued by the holders of the type certificate, restricted type certificate, supplemental type certificate, major repair design approval, ETSO authorisation or the declarant of a declaration of design compliance or the holder of any other relevant approval issued under Annex I (Part 21) or, as applicable, Annex Ib (Part 21 Light), to Regulation (EU) No 748/2012;
 - (ii) included in the certification specifications referred to in points 21.A.90B or 21.A.431B of Annex I (Part 21) to Regulation (EU) No 748/2012, if applicable;
 - (iii) included in the certification specifications referred to in points 21L.A.62, 21L.A.102, 21L.A.202 or 21L.A.222 of Annex Ib (Part 21 Light) to Regulation (EU) No 748/2012, if applicable;

- (3) the applicable provisions of Annex I (Part-26) to Regulation (EU) 2015/640;
- (e) By derogation to point (d), the owner or the organisation managing the continuing airworthiness of the aircraft may deviate from the instruction referred to in point (d)(2) and propose escalated intervals in the AMP, based on data obtained from sufficient reviews carried out in accordance with point (h). Indirect approval is not permitted for the escalation of safety-related tasks. The owner or the organisation managing the continuing airworthiness of the aircraft may also propose additional instructions in the AMP.
- (f) The AMP shall contain details of all maintenance to be carried out, including frequency and any specific tasks linked to the type and specificity of operations.
- (g) For complex motor-powered aircraft, when the AMP is based on maintenance steering group logic or on condition monitoring, the AMP shall include a reliability programme.
- (h) The AMP shall be subject to periodic reviews and be amended accordingly when necessary. Those reviews shall ensure that the AMP continues to be up to date and valid in light of the operating experience and instructions from the competent authority, while taking into account new or modified maintenance instructions issued by the type-certificate and supplemental type-certificate holders, declarant of a declaration of design compliance and any other organisation that publishes such data in accordance with Annex I (Part 21) or, as applicable, Annex Ib (Part 21 Light) to Regulation (EU) No 748/2012.

AMC M.A.302 Aircraft maintenance programme

ED Decision 2023/013/R

BASIC PRINCIPLES

1. The term ‘maintenance programme’ is intended to include scheduled maintenance tasks the associated procedures and standard maintenance practises. The term ‘maintenance schedule’ is intended to embrace the scheduled maintenance tasks alone.
2. The aircraft should only be maintained to one approved maintenance programme at a given point in time. Where an owner or operator wishes to change from one approved programme to other, a transfer check or inspection may need to be performed in order to implement the change.
3. The details of the maintenance programme should be reviewed at least annually. As a minimum, revisions of documents affecting the programme basis need to be considered by the owner or operator for inclusion in the maintenance programme during the annual review. Applicable mandatory requirements for compliance with Part 21 or Part 21 Light should be incorporated into the aircraft maintenance programme as soon as possible.
4. The aircraft maintenance programme should contain a preface which will define the maintenance programme contents, the inspection standards to be applied, permitted variations to task frequencies and, where applicable, any procedure to manage the evolution of established check or inspection intervals.
5. Repetitive maintenance tasks derived from modifications and repairs should be incorporated into the approved maintenance programme.
6. [Appendix I to AMC M.A.302 and AMC M.B.301\(b\)](#) provide detailed information on the contents of an approved aircraft maintenance programme.

GM M.A.302(a) Aircraft Maintenance Programme

ED Decision 2016/011/R

A maintenance programme may indicate that it applies to several aircraft registrations as long as the maintenance programme clearly identifies the effectivity of the tasks and procedures that are not applicable to all of the listed registrations.

AMC M.A.302(d) Aircraft maintenance programme

ED Decision 2023/013/R

AMP BASIS AND ASSOCIATED PROGRAMMES

1. An aircraft maintenance programme should normally be based upon the maintenance review board (MRB) report where applicable, the maintenance planning document (MPD), the relevant chapters of the maintenance manual or any other maintenance data containing information on scheduling. Furthermore, an aircraft maintenance programme should also take into account any maintenance data containing information on scheduling for components.
2. Instructions issued by the competent authority can encompass all types of instructions from a specific task for a particular aircraft to complete recommended maintenance schedules for certain aircraft types that can be used by the owner/operator directly. These instructions may be issued by the competent authority in the following cases:
 - in the absence of specific recommendations of the Type Certificate Holder or the declarant of a declaration of design compliance.
 - to provide alternate instructions to those described in the subparagraph 1 above, with the objective of providing flexibility to the operator.
3. Where an aircraft type has been subjected to the MRB report process, an operator should normally develop the initial aircraft maintenance programme based upon the MRB report.
4. Where an aircraft is maintained in accordance with an aircraft maintenance programme based upon the MRB report process, any associated programme for the continuous surveillance of the reliability, or health monitoring of the aircraft should be considered as part of the aircraft maintenance programme.
5. Aircraft maintenance programmes for aircraft types subjected to the MRB report process should contain identification cross reference to the MRB report tasks such that it is always possible to relate such tasks to the current approved aircraft maintenance programme. This does not prevent the approved aircraft maintenance programme from being developed in the light of service experience to beyond the MRB report recommendations but will show the relationship to such recommendations.
6. Some approved aircraft maintenance programmes, not developed from the MRB process, utilise reliability programmes. Such reliability programmes should be considered as a part of the approved maintenance programme.
7. Alternate and/or additional instructions to those defined in points [M.A.302\(d\)\(1\)](#) and (2), proposed by the owner or the operator, may include but are not limited to the following:
 - Escalation of the interval for certain tasks based on reliability data or other supporting information. [Appendix I to AMC M.A.302 and AMC M.B.301\(b\)](#) recommends that the maintenance programme contains the corresponding escalation procedures. The escalation of these tasks is directly approved by the competent authority, except in the case of ALIs (Airworthiness Limitations), which are approved by the Agency.

- More restrictive intervals than those proposed by the TC holder or the declarant of a declaration of design compliance as a result of the reliability data or because of a more stringent operational environment.
- Additional tasks at the discretion of the operator.

AMC M.A.302(g) Aircraft maintenance programme

ED Decision 2020/002/R

RELIABILITY PROGRAMMES

1. Reliability programmes should be developed for aircraft maintenance programmes based upon maintenance steering group (MSG) logic or those that include condition monitored components or that do not contain overhaul time periods for all significant system components.
2. Reliability programmes need not be developed for aircraft not considered complex motor-powered aircraft or that contain overhaul time periods for all significant aircraft system components.
3. The purpose of a reliability programme is to ensure that the aircraft maintenance programme tasks are effective and their periodicity is adequate.
4. The reliability programme may result in the escalation or deletion of a maintenance task, as well as the de-escalation or addition of a maintenance task
5. A reliability programme provides an appropriate means of monitoring the effectiveness of the maintenance programme.
6. [Appendix I to AMC M.A.302 and M.B.301\(d\)](#) gives further guidance.

M.A.303 Airworthiness directives

Regulation (EU) No 1321/2014

Any applicable airworthiness directive must be carried out within the requirements of that airworthiness directive, unless otherwise specified by the Agency.

M.A.304 Data for modifications and repairs

Regulation (EU) 2022/1360

A person or organisation repairing an aircraft or a component, shall assess any damage. Modifications and repairs shall be carried out using, as appropriate, the following data:

- (a) approved by the Agency;
- (b) approved by a design organisation complying with Annex I (Part 21) to Regulation (EU) No 748/2012;
- (c) contained in the requirements referred to in point 21.A.90B or 21.A.431B of Annex I (Part 21) to Regulation (EU) No 748/2012;
- (d) contained in the requirements referred to in point 21L.A.62, 21L.A.102, 21L.A.202 or 21L.A.222 of Annex Ib (Part 21 Light) to Regulation (EU) No 748/2012;
- (e) declared by a declarant of a declaration of design compliance complying with Annex Ib (Part 21 Light) to Regulation (EU) No 748/2012.

AMC M.A.304 Data for modifications and repairs

ED Decision 2023/013/R

A person or organisation repairing an aircraft or component should assess the damage against published approved or declared repair data and the action to be taken if the damage is beyond the limits or outside the scope of such data. This could involve any one or more of the following options: repair by replacement of damaged parts, requesting technical support from the type certificate holder, the declarant of a declaration of design compliance or from an organisation approved in accordance with Part 21 and finally Agency approval of the particular repair data.

M.A.305 Aircraft continuing airworthiness record system

Regulation (EU) 2022/1360

- (a) At the completion of any maintenance, aircraft certificate of release to service ('CRS') required by point [M.A.801](#) or point [145.A.50](#), as applicable, shall be entered in the aircraft continuing airworthiness record system, as soon as practicable and no later than 30 days after the completion of any maintenance.
- (b) The aircraft continuing airworthiness record system shall contain the following:
 - 1. the date of the entry, the total in-service life accumulated in the applicable parameter for aircraft, engine(s) and/or propeller(s);
 - 2. the aircraft continuing airworthiness records described in points (c) and (d) below together with the supporting detailed maintenance records described in point (e) below;
 - 3. if required by point [M.A.306](#), the aircraft technical log.
- (c) The aircraft continuing airworthiness records shall include the current mass and balance report and the current status of:
 - 1. ADs and measures mandated by the competent authority in immediate reaction to a safety problem;
 - 2. modifications and repairs;
 - 3. compliance with the AMP;
 - 4. deferred maintenance tasks and deferred defects rectification.
- (d) The aircraft continuing airworthiness records shall include the current status specific to components of:
 - 1. life-limited parts, including the life accumulated by each affected part in relation to the applicable airworthiness limitation parameter; and
 - 2. time-controlled components, including the life accumulated by the affected components in the applicable parameter, since the last accomplishment of scheduled maintenance, as specified in the AMP.
- (e) The owner or operator shall establish a system to keep the following documents and data in a form acceptable to the competent authority and for the periods specified below:
 - 1. aircraft technical log system: the technical log or other data equivalent in scope and detail, covering the 36 months period prior to the last entry,
 - 2. the CRS and detailed maintenance records:

-
- (i) demonstrating compliance with ADs and measures mandated by the competent authority in immediate reaction to a safety problem applicable to the aircraft, engine(s), propeller(s) and components fitted thereto, as appropriate, until such time as the information contained therein is superseded by new information equivalent in scope and detail but covering a period not shorter than 36 months;
 - (ii) demonstrating compliance with the applicable data in accordance with point [M.A.304](#) for current modifications and repairs to the aircraft, engine(s), propeller(s) and any component subject to airworthiness limitations; and
 - (iii) of all scheduled maintenance or other maintenance required for continuing airworthiness of aircraft, engine(s), propeller(s), as appropriate, until such time as the information contained therein is superseded by new information equivalent in scope and detail but covering a period not shorter than 36 months.
 3. data specific to certain components:
 - (i) an in-service history record for each life-limited part based on which the current status of compliance with airworthiness limitations is determined;
 - (ii) the CRS and detailed maintenance records for the last accomplishment of any scheduled maintenance and any subsequent unscheduled maintenance of all life-limited parts and time-controlled components until the scheduled maintenance has been superseded by another scheduled maintenance of equivalent scope and detail but covering a period not shorter than 36 months;
 - (iii) the CRS and owner's acceptance statement for any component that is fitted to an ELA2 aircraft without an EASA Form 1 in accordance with point 21.A.307(b)(2) of Annex I (Part 21) to Regulation (EU) No 748/2012 but covering a period not shorter than 36 months;
 - (iv) the CRS and owner's acceptance statement for any component that is fitted to an aircraft without an EASA Form 1 in accordance with point 21L.A.193(b)(2) of Annex Ib (Part 21 Light) to Regulation (EU) No 748/2012 but covering a period not shorter than 36 months.
 4. Record-keeping periods when the aircraft is permanently withdrawn from service:
 - (i) the data required by point (b)(1) of point [M.A.305](#) in respect of aircraft, engine(s), and propeller(s) which shall be retained for at least 12 months;
 - (ii) the last effective status and reports as identified under points (c) and (d) of point [M.A.305](#) which shall be retained for at least 12 months; and
 - (iii) the most recent CRS(s) and detailed maintenance records as identified under points (e)(2)(ii) and (e)(3)(i) of point [M.A.305](#) which shall be retained for at least 12 months.
 - (f) The person or organisation responsible for the management of continuing airworthiness tasks pursuant to point [M.A.201](#) shall comply with the requirements regarding the aircraft continuing airworthiness record system and present the records to the competent authority upon request.
 - (g) All entries made in the aircraft continuing airworthiness record system shall be clear and accurate. When it is necessary to correct an entry, the correction shall be made in a manner that clearly shows the original entry.

GM M.A.305 Aircraft continuing airworthiness record system

ED Decision 2022/011/R

- (a) The aircraft continuing airworthiness records are the means to assess the airworthiness status of a product and its components. An aircraft continuing airworthiness record system includes the processes to keep and manage those records and should be proportionate to the subject aircraft. Aircraft continuing airworthiness records should provide the owner/CAO/CAMO of an aircraft with the information needed:
- (1) to demonstrate that the aircraft is in compliance with the applicable airworthiness requirements; and
 - (2) to schedule all future maintenance as required by the aircraft maintenance programme based, if any, on the last accomplishment of the specific maintenance as recorded in the aircraft continuing airworthiness records.
- (b) ‘Applicable airworthiness limitation parameter’ and ‘applicable parameter’ refer to ‘flight hours’ and/or ‘flight cycles’ and/or ‘landings’ and/or ‘calendar time’, and/or any other applicable utilisation measurement unit, as appropriate.
- (c) A ‘life-limited part’ is a part for which the maintenance schedule of the aircraft maintenance programme requires the permanent removal from service when, or before, the specified mandatory life limitation in accordance with Commission Regulation (EU) No 748/2012 if any of the applicable parameters is reached.
- (d) The ‘current status’ when referring to components of life-limited parts should indicate, for each affected part, the life limitation, the total life accumulated in any applicable parameter (as appropriate) and the remaining life in any applicable parameter before the life limitation is reached.
- (e) The term ‘time-controlled components’ embraces any component for which the maintenance schedule of the aircraft maintenance programme requires periodically the removal for maintenance to be performed in an appropriate approved organisation for maintenance in components (workshop) to return the component to a specified standard, the replacement of sub-components of the assembly by new ones, or the inspection or test of component’s performance, after a service period controlled at component level in accordance with the specified airworthiness limitation defined in accordance with Commission Regulation (EU) No 748/2012, in any of the applicable parameters.
- (f) The ‘current status’ when referring to time controlled components refers to the current status of compliance with the required periodic maintenance task(s) from the maintenance schedule of the aircraft maintenance programme specific to the time-controlled components. It should include the life accumulated by the affected components in the applicable parameter, as appropriate, since the last accomplishment of scheduled maintenance specified in the maintenance schedule of the aircraft maintenance programme. Any action that alters the periodicity of the maintenance task(s) or changes the parameter of this periodicity should be recorded.
- (g) ‘Detailed maintenance records’ in this part refers to those records required to be kept by the person or organisation responsible for the aircraft continuing airworthiness in accordance with [M.A.201](#) in order that they may be able to fulfil their obligations under Part M.

These are only a part of the detailed maintenance records required to be kept by a maintenance organisation under point [M.A.614](#), [CAO.A.090\(a\)](#) or [145.A.55\(a\)](#). Maintenance organisations are

required to retain all detailed records to demonstrate that they worked in compliance with their respective requirements and quality procedures.

Not all records need to be transferred from the maintenance organisation to the person or organisation responsible for the aircraft continuing airworthiness in accordance with [M.A.201](#) unless they specifically contain information relevant to aircraft configuration and future maintenance. Thus, incoming certificates of conformity, batch number references and individual task card sign-offs verified by and/or generated by the maintenance organisation are not required to be retained by the person or organisation responsible in accordance with [M.A.201](#). However, dimensional information contained in the task card sign-off or work pack may be requested by the owner/CAO/CAMO in order to verify and demonstrate the effectiveness of the aircraft maintenance programme.

Information relevant to future maintenance may be contained in specific documents related to:

- modifications;
 - airworthiness directives;
 - repaired and non-repaired damage;
 - components referred in [M.A.305\(d\)](#); and
 - measurements relating to defects.
- (h) An airworthiness limitation is a boundary beyond which an aircraft or a component thereof must not be operated, unless the instruction(s) associated with this airworthiness limitation is (are) complied with.
- (i) ‘Other maintenance required for continuing airworthiness’ refers to unscheduled or out-of-phase maintenance due to abnormal or particular conditions or events with an impact on the continuing airworthiness of the aircraft at the time of its return to service. It is not intended to request every single condition described in the maintenance data, e.g. Aircraft Maintenance Manual Chapter 5, but just those that cannot be captured by other means; for example, when they are not included in the records for repairs. Some abnormal or particular conditions or events that could be kept under this requirement could be lightning strikes, hard landings, long-term storage, propeller or rotor over-speed, over-torque, impact on a main rotor blade, etc.
- (j) The term ‘in-service history record’ embraces records from which the current status of life-limited parts can be determined. The ‘in-service history record’ template could be adjusted to the relevant characteristics of the life-limited part, e.g. an engine disk being different from a fire extinguisher squib or landing gear sliding tube.

Such records document each time a life-limited part is placed in service or removed from service. They should clearly:

- (1) identify the part by its part number and serial number,
- (2) show the date of installation and removal (i.e. date on/date off),
- (3) show the details of the installation and removal (i.e. type, serial number, weight variant, thrust rating, as appropriate, of the aircraft, engine, engine module, or propeller) at installation and removal of the part when this is necessary to appropriately control the life limitation.
- (4) Show the total in-service life accumulated in any applicable parameter, as appropriate, corresponding to the dates of installation and removal of the part.

Any other events that would affect the life limitation, such as an embodied modification (in accordance with airworthiness directives, service bulletins or any product improvements) that affects the life limitation or changes the limitation parameter, should also be included in the in-service history record. Not all modifications would necessarily be pertinent to the life limitation of the component. Additionally, if a parameter is not relevant to the life of the part, then that parameter does not need to be recorded.

- (k) The term ‘permanently withdrawn from service’ refers to moving the aircraft or component to a location that is not used for storage and/or future return to service.
- (l) The term ‘current status’ refers to the data which accurately establishes the level of compliance of an aircraft, engine, propeller or component thereof, with a requirement. Each status should:
 - (1) identify the aircraft, the engine, the propeller or the component it applies to;
 - (2) be dated; and
 - (3) include the relevant total in-service life accumulated in the applicable parameter on the date of the status.

AMC M.A.305(a) Aircraft continuing airworthiness record system

ED Decision 2020/002/R

CERTIFICATE OF RELEASE TO SERVICE

- (a) The inclusion of the certificate of release to service in the aircraft continuing airworthiness record system means that the date and/or any applicable parameter at which the maintenance was performed, including a unique reference to the certificate of release to service, should be processed in the record system.
- (b) For components with airworthiness limitations, this information should be found on the authorised release certificate (EASA Form 1 or equivalent). For life-limited parts, some relevant information required by [M.A.305](#) may need to be introduced in the in-service history records.

AMC M.A.305(b)1 Aircraft continuing airworthiness record system

ED Decision 2020/002/R

IN-SERVICE LIFE FOR ENGINES, PROPELLERS AND APU’S

- (a) Some gas turbine engines and propellers are assembled from modules and the total life accumulated in service for the complete engine or propeller may not be kept. When owners and operators wish to take advantage of the modular design, then the total life accumulated in service for each module, as well as in-service history if applicable, and detailed maintenance records for each module, should be maintained. The continuing airworthiness records as specified should be kept with the module and should show compliance with any mandatory requirements pertaining to that module.
- (b) The recording of in-service life accumulation may be necessary also in other measurement units to ensure the continuing airworthiness of the aircraft. For example, a mandatory life limitation measured in cycles of auxiliary power unit (APU) usage may apply to some rotating parts. In such a case, APU cycles need to be recorded.

AMC M.A.305(c)1 Aircraft continuing airworthiness record system

ED Decision 2020/002/R

AIRWORTHINESS DIRECTIVES

- (a) The current status of ADs, and measures mandated by the competent authority in immediate reaction to a safety problem, should identify the product/component, the applicable ADs including revision or amendment numbers and the date on which the status was updated. For the purpose of assessing the AD status, there is no need to list those ADs which are superseded or cancelled.
- (b) If the AD is generally applicable to the aircraft or component type but is not applicable to the particular aircraft, engine, propeller or component, then this should be identified with the reason why it is not applicable.
- (c) The current status of ADs should include the release to service date on which the AD or measure was accomplished (the date the certificate of release to service was issued), and where the AD or measure is controlled by flight hours and/or flight cycles and/or landings and/or any other applicable parameter, as appropriate, it should include the corresponding total life on that parameter accumulated in service on the date when the AD or measure was accomplished and/or the due limit in the appropriate parameter. For repetitive ADs or measures, only the last and next applications with the reference to the applicable parameter should be recorded in the current status.
- (d) The status should also specify the method of compliance and which part of a multi-part AD or measure has been accomplished, where a choice is available in the AD or measure.
- (e) The current status of AD should be sufficiently detailed to identify any loadable software aircraft part which is used for operating or controlling the aircraft.
- (f) When the AD is multi-part or requests assessments of certain inspections, this information should be shown as well.

AMC M.A.305(c)2 Aircraft continuing airworthiness record system

ED Decision 2023/013/R

MODIFICATIONS AND REPAIRS

- (a) Status of current modifications and repairs means a list compiled at aircraft level of modifications and repairs currently embodied. It should include the identification of the aircraft, engine(s) or propeller(s), as appropriate, and the date of the certificate of release to service when the modification or repair was accomplished. Where a modification or repair creates the need for the accomplishment of scheduled maintenance tasks, the reference to the applicable tasks should be added to the aircraft maintenance programme. The status should include the reference to the data in accordance with [M.A.304](#) that provides the accomplishment procedure for the modification or repair. It should also specify which part of a multi-part modification or repair has been accomplished and the method of compliance, where a choice is available in the data.
- (b) In addition to the previous applicable information, in respect to structure, the status of the current repairs should contain the description of the repair (e.g. doubler, blend, crack, dent, etc.), its location (e.g. reference to stringers, frames, etc.) and the dimensions. In the case of blend-out repairs, the remaining material should be recorded too.
- (c) The status of modifications should be sufficiently detailed to identify any installed loadable software aircraft part used for operating or controlling the aircraft, the part number of which

evolves independently of its associated aircraft hardware component, as identified in the maintenance data of the relevant design approval holder or the declarant of a declaration of design compliance.

Other loadable software parts, such as navigational data bases or entertainment systems, are not considered under this recording requirement.

- (d) For the purpose of this point, a component replaced by a fully interchangeable alternate component is not considered a modification if this condition is published by the design approval holder or the declarant of a declaration of design compliance.
- (e) The status of modifications and repairs should include engine(s), propeller(s) and components subject to mandatory instructions and associated airworthiness limitations, and it is not intended that it should be retained for other components.

GM M.A.305(c)(2) Aircraft continuing airworthiness record system

ED Decision 2020/002/R

IMPACT OF MODIFICATIONS AND REPAIRS

- (a) The status of modifications and repairs may include the impact of a specific modification or repair in:
 - (1) embodiment instructions;
 - (2) mass and balance change data;
 - (3) maintenance and repair manual supplements;
 - (4) maintenance programme changes and instructions for continuing airworthiness; and/or
 - (5) aircraft flight manual supplements.
- (b) When aircraft require a specific loadable software aircraft part configuration in order to operate correctly, a specific listing with this information may be necessary too.

AMC M.A.305(c)3 Aircraft continuing airworthiness record system

ED Decision 2020/002/R

AIRCRAFT MAINTENANCE PROGRAMME

- (a) The current status of compliance with the aircraft maintenance programme means the last and next accomplishment data (referring to the applicable parameter) for the tasks specified in the maintenance schedule of the aircraft maintenance programme. It should include:
 - (1) an identifier specific enough to allow an easy and accurate identification of the task to be carried out, such as a task reference combined with a task title or short description of the work to be performed;
 - (2) the engine, propeller or component identification when the task is controlled at engine, propeller, or component level; and
 - (3) the date when the task was accomplished (i.e. the date the certificate of release to service was issued) and for repetitive tasks when it is next due time, as well as when the terminating action is performed.

- (b) Where the task is controlled by flight hours and/or flight cycles and/or landings and/or calendar time and/or any other applicable parameter, the total in-service life accumulated by the aircraft, engine, propeller or component (as appropriate) in the suitable parameter(s) should also be included.

GM M.A.305(d) Aircraft continuing airworthiness record system

ED Decision 2023/013/R

LIFE-LIMITED PARTS AND TIME-CONTROLLED COMPONENTS

- (a) A part is to be considered a life-limited part and a time-controlled component when it complies with both definitions given in paragraphs (c) and (e) of [GM M.A.305](#). For example, the maintenance schedule of the aircraft maintenance programme may include both a mandatory permanent removal for a landing gear sliding tube and a periodic removal for overhaul of the landing gear (including the sliding tube).
- (b) The following table provides a summary of the records' requirements related to life-limited parts and time-controlled components:

Maintenance task from the maintenance schedule of the AMP		Type of component	Continuing airworthiness records
Mandatory instructions (and associated airworthiness limitations) in accordance with Part 21 or Part 21 Light affecting a component	Permanent removal (replacement)	Life-limited part e.g.: engine HPT disc, landing gear sliding tube	<ul style="list-style-type: none"> – Current status (M.A.305(d)(1)); – In-service history record (M.A.305(e)(3)(i)); – EASA Form 1 and detailed maintenance records for last scheduled maintenance and subsequent unscheduled maintenance (M.A.305(e)(3)(ii)); – EASA Form 1 and detailed maintenance records for modifications and repairs (M.A.305(e)(2)(ii))
	Periodic removal for maintenance in an appropriate approved workshop, e.g.: <ul style="list-style-type: none"> – Overhaul of horizontal stabiliser actuator or of a landing gear – Replacement of a U-joint (of a gearbox) 	Time-controlled component e.g.: horizontal stabiliser actuator, landing gear gearbox	<ul style="list-style-type: none"> – Current status (M.A.305(d)(2)); – EASA Form 1 and detailed maintenance records for last scheduled maintenance and subsequent unscheduled maintenance (M.A.305(e)(3)(ii)); and – EASA Form 1 and detailed maintenance records for modifications and repairs (M.A.305(e)(2)(ii)).

GM M.A.305(d)(2) Aircraft continuing airworthiness record system

ED Decision 2023/013/R

TASKS CONTROLLED AT COMPONENT LEVEL

- (a) The maintenance schedule of the aircraft maintenance programme may include tasks controlled at component level coming from a mandatory requirement in accordance with Part 21 or Part 21 Light and to be performed in a workshop, such as:
- (1) the removal of a component for periodic restoration to return the component to a specified standard (e.g. removal of the landing gear for overhaul);
 - (2) the periodic removal of a component for replacement of a sub-component by a new one when it is not possible to restore the item to a specific standard of failure resistance (e.g. discarding of universal joints of a gearbox, batteries of the escape slide/raft, discharge cartridges of fire extinguishers, etc.); and
 - (3) a periodic inspection or test to confirm that a component meets specified performance standards (e.g. functional check of the portable emergency locator transmitter, etc.). The component is left in service (no further maintenance action taken) on the condition that it continues to fulfil its intended purpose within specified performance limits until the next scheduled inspection.

The above tasks apply to 'time-controlled components' as defined in paragraph (e) of [GM M.A.305](#). If a component affected by a task in accordance with (2) and (3) above is controlled at aircraft level by the aircraft maintenance programme and it has not been removed since the task was last accomplished, then its status of compliance with [M.A.305\(d\)2](#) is already demonstrated by the aircraft records.

Note: The maintenance in accordance:

- with (1) and (2) above assumes a predictable deterioration of the component: the overall reliability invariably decreases with age; and
 - with (3) assumes a gradual deterioration of the component: failure resistance can reduce and drop below a defined level.
- (b) When a component is affected by a maintenance task contained in the aircraft maintenance programme (AMP) that is recommended by the design approval holder (DAH) or the declarant of a declaration of design compliance and controlled at component level, although such component does not qualify as a time-controlled component, the status of the component may be needed to show that all the maintenance due on the aircraft according to the aircraft maintenance programme has been carried out. There is no specific requirement to keep the EASA Form 1 or equivalent or any other detailed maintenance records.
- (c) For aircraft maintenance programmes developed under a primary maintenance process-oriented methodology (e.g. Maintenance Steering Group), the term 'time-controlled component' pertains to 'Hard Time' and 'On-Condition'. The primary maintenance processes are:
- (1) Hard Time
- This is a preventive process in which known deterioration of a component is limited to an acceptable level by the maintenance actions which are carried out at periods related to time in service (e.g. calendar time, number of cycles, number of landings). The prescribed actions restore the component utility margin to the applicable time limitation.

(2) On-Condition

It is a preventive process in which the component is inspected or tested, at specified periods, to an appropriate standard in order to determine whether it can continue in service. The purpose is to remove the component before its failure in service.

(3) Condition Monitoring

This is a process in which a parameter of a condition in a component (vibration, temperature, oil consumption, etc.) is monitored to identify the development of a fault. The purpose is to remove the component before its failure in service (e.g. due to related repair costs), but they are permitted to remain in service without preventive maintenance until a functional failure occurs.

Note: For components that are not subject to any of these primary maintenance processes, corrective maintenance is carried out after failure detection and is aimed at restoring components to a condition in which they can perform their intended function ('fly-to failure').

- (d) The following table provides a summary of the records' requirements related to components subjected to primary maintenance process, including components without an EASA Form 1 in accordance with point 21.A.307 (c) of Part 21 or point 21L.A.193(c) of Part 21 Light:

	Primary maintenance process	Continuing airworthiness records
Life-limited part		<ul style="list-style-type: none"> – Current status (M.A.305(d)(1)); – In-service history record (M.A.305(e)(3)(i)); – EASA Form 1 and detailed maintenance records for last scheduled maintenance and subsequent unscheduled maintenance (M.A.305(e)(3)(ii)), including modifications and repairs (M.A.305(e)(2)(ii)).
Time-controlled component	Hard time	<ul style="list-style-type: none"> – Current status (M.A.305(d)(2)); – EASA Form 1 and detailed maintenance records for last scheduled maintenance and subsequent unscheduled maintenance (M.A.305(e)(3)(ii)), including modifications and repairs (M.A.305(e)(2)(ii)).
	On condition	<ul style="list-style-type: none"> – Current status (M.A.305(d)(2)); and – EASA Form 1 and detailed maintenance records for last scheduled maintenance and subsequent unscheduled maintenance (M.A.305(e)(3)(ii)) <p>If the task is controlled at aircraft level, the above information could be already contained in the records related to the aircraft maintenance programme (M.A.305(c)(3) and M.A.305(e)(2)(iii)). If the maintenance was performed off wing, the EASA Form 1 needs to be kept.</p>
Condition monitoring		The EASA Form 1 does not need to be kept unless this is the means to fulfil another requirement; for example, an AD compliance.
ELA 2 aircraft : any component that is fitted without an EASA Form 1 in accordance with 21.A.307 (c) or 21L.A.193(c)		The certificate of release to service and owner's acceptance statement (M.A.305(e)(3)(iii)).

AMC M.A.305(e) Aircraft continuing airworthiness record system

ED Decision 2020/002/R

INFORMATION TECHNOLOGY (IT) SYSTEMS AND FORM OF RECORDS

- (a) The information that constitutes the aircraft continuing airworthiness records may be entered in an information technology (IT) system and/or documents equivalent in scope and detail.

IT systems acceptable for supporting the aircraft continuing airworthiness records should:

- (1) include functions so that search of data and production of status is possible;
- (2) allow a transfer of the aircraft continuing airworthiness records data from one system to another using an industry-wide/worldwide data format or allow printing information;
- (3) contain safeguards which prevent unauthorised personnel from altering data; and
- (4) ensure the integrity of the data, including traceability of amendments.

- (b) 'Data equivalent in scope and detail' are included in the airworthiness record system and could be an aircraft logbook, engine logbook(s) or engine module log cards, propeller logbook(s) and log cards for life-limited parts.

Any logbook/log card should contain:

- (1) identification of the product or component it refers to;
- (2) type, part number, serial number and registration, as appropriate, of the aircraft, engine, propeller, engine module, or component to which the component has been fitted in, along with the reference to the installation and removal;
- (3) the date and the corresponding total in-service life accumulated in any applicable parameter unit, as appropriate; and
- (4) any AD, modification, repair, maintenance or deferred maintenance tasks applicable.

When fulfilling the applicable requirements, a logbook/log card as described above could be a means to comply with the current status and the in-service history record for each life-limited part.

- (c) Form of records

Producing and/or keeping continuing airworthiness records in a form acceptable to the competent authority normally means in either material/physical or electronic state, or a combination of both.

Retention of records should be done in one of the following formats:

- (1) original paper document or electronic data (via an approved electronically signed form);
- (2) a paper reproduction of a paper document (original or copy); or
- (3) an electronic reproduction of electronic data (original or copy); or
- (4) a printed reproduction of electronic data (original or copy); or
- (5) an electronically digitised reproduction of a paper document (original or copy); or
- (6) a microfilm or scanned reproduction copy of a paper document (original or copy).

Where IT systems are used to retain documents and data, it should be possible to print a paper version of the documents and data kept.

- (d) Physical (non-digitised) records

All physical records should remain legible throughout the required retention period. Physical records on either paper or microfilm systems should use robust material, which can withstand normal handling, filing and ageing. They should be stored in a safe way with regard to damage, alteration and theft.

(e) Digitised records

Digitised records may be created from a paper document (original or copy) or from electronic data.

When created from a paper document:

- (1) the creation date of the digitised record should be stored with the digitised record;
- (2) it is advisable to create an individual digitised record for each document;
- (3) if an organisation creates a large number of digitised records, the use of database technology should ease the future retrieval of the record; and
- (4) digitised records should be legible, including details such as, but not limited to, the date of signature, names, stamps, notes, or drawings.

(f) Digitised record retention

Digitised records when created from an original paper record, or as a digital electronic original, should be stored on a system which is secured and kept in an environment protected from damage (e.g. fire, flooding, excessive temperature or accidental erasing). IT systems should have at least one backup system, which should be updated at least within 24 hours of any entry in the primary system. Access to both primary and backup systems is required to be protected against the ability of unauthorised personnel to alter the database and they should preferably be located remotely from the main system.

The system used for retention of digitised records should:

- (1) ensure the integrity, accuracy and completeness of the record;
- (2) ensure that access to the digitised record has safeguards against alteration of the data;
- (3) ensure the authenticity of the record including assurance that the date has not been modified after creation;
- (4) be capable of retrieving individual records within a reasonable time period; and
- (5) be maintained against technological obsolescence which would prevent printing, displaying or retrieval of the digitised records.

Computer backup discs, tapes etc. should be stored in a different location from that containing the current working discs, tapes, etc. and in a safe environment.

Where the competent authority has accepted a system for digitised record-keeping satisfying the above, the paper document may be permanently disposed of.

(g) Lost or destroyed records

Reconstruction of lost or destroyed records can be done by reference to other records which reflect the time in service, research of records maintained by maintenance organisations and reference to records maintained by individual mechanics, etc. When reconstruction has been done and the record is still incomplete, the owner/operator may make a statement in the new record describing the loss and establishing the time in service based on the research and the best estimate of time in service. The reconstructed records should be submitted to the

competent authority for acceptance. The competent authority may require the performance of additional maintenance if not satisfied with the reconstructed records.

AMC M.A.305(e)(1) Aircraft continuing airworthiness record system

ED Decision 2020/002/R

This retention period of 36 months could be extended in the case of an entry in the technical log system requiring an additional period of retention as defined in Part-M.

AMC M.A.305(e)(2) Aircraft continuing airworthiness record system

ED Decision 2020/002/R

- (a) EASA Form 1 and the Certificate of Conformity of the components used to perform a modification/repair are not part of the substantiation data for a modification/repair. These certificates are retained by the maintenance organisation.
- (b) In the case of an AD with several steps or with intermediate assessments during its application, these intermediate steps should be part of the detailed maintenance records.

GM M.A.305(e)(2) Aircraft continuing airworthiness record system

ED Decision 2020/002/R

‘Until such time as the information contained therein is superseded by new information equivalent in scope and detail but not shorter than 36 months’ means that during a maximum of 36 months the information and the one superseding it will be kept but, after these 36 months, only the new information must be kept.

For example, for a maintenance task with an interval shorter than 36 months, more than one set of information equivalent in scope and detail should be retained. If the maintenance task interval is longer than 36 months, the last set of information equivalent in scope and detail is retained.

AMC M.A.305(e)(3) Aircraft continuing airworthiness record system

ED Decision 2023/013/R

- (a) An EASA Form 1 and detailed maintenance records are not required to be kept to support every installation/removal shown in the in-service history records.
- (b) Conservative methods to manage missing historical periods are acceptable to establish the current status of the life-limited part. In the case of use of a conservative method, the supporting documents should be endorsed. Recommendations from the design approval holder or the declarant of a declaration of design compliance on the procedures to record or reconstruct the in-service history should be considered.

GM M.A.305(e)(3) Aircraft continuing airworthiness record system

ED Decision 2020/002/R

- (a) EASA Form 1 or equivalent is not required to be kept for the ‘condition monitoring’ process of components unless this is the means to fulfil another requirement quoted in [M.A.305](#) (e.g. demonstration of AD compliance).
- (b) For components that are not subject to any of the primary maintenance processes described in the [GM M.A.305\(d\)\(2\)](#) (i.e. Hard Time, On-Condition, Condition Monitoring), the EASA Form 1 or equivalent is not required to be kept.

AMC M.A.305(f) Aircraft continuing airworthiness record system

ED Decision 2020/002/R

When the owner or organisation responsible for the aircraft continuing airworthiness arranges for the relevant maintenance organisation to retain copies of the continuing airworthiness records on their behalf, the owner or organisation responsible for the aircraft continuing airworthiness will continue to be responsible for the retention of records. If they cease to be the owner or organisation responsible for the aircraft continuing airworthiness of the aircraft, they also remain responsible for transferring the records to the new owner or organisation.

M.A.306 Aircraft technical log system

Regulation (EU) 2020/270

- (a) In addition to the requirements of point [M.A.305](#), for CAT, commercial specialised operations and commercial ATO or commercial DTO operations, the operator shall use a technical log system containing the following information for each aircraft:
1. information about each flight, necessary to ensure continued flight safety, and;
 2. the current aircraft certificate of release to service, and;
 3. the current maintenance statement giving the aircraft maintenance status of what scheduled and out of phase maintenance is next due except that the competent authority may agree to the maintenance statement being kept elsewhere, and;
 4. all outstanding deferred defects rectifications that affect the operation of the aircraft, and;
 5. any necessary guidance instructions on maintenance support arrangements.
- (b) The initial issue of aircraft technical log system shall be approved by the competent authority specified in point [CAMO.A.105](#) of Annex Vc (Part-CAMO), or point [M.1](#) of this Annex (Part-M) or point [CAO.1\(1\)](#) of Annex Vd (Part-CAO), as applicable. Any subsequent amendment to that system shall be managed in accordance with point [CAMO.A.300\(c\)](#), or points [M.A.704\(b\)](#) and (c), or point [CAO.A.025\(c\)](#).

AMC M.A.306(a) Aircraft technical log system

ED Decision 2020/002/R

CONTENT OF INFORMATION ON THE ATL SYSTEM

For CAT operations, commercial specialised operations and commercial ATO or commercial DTO operations, the aircraft technical log is a system for recording defects and malfunctions during the aircraft operation and for recording details of all maintenance carried out on an aircraft between scheduled base maintenance visits. In addition, it is used for recording flight safety and maintenance information the operating crew need to know.

Cabin or galley defects and malfunctions that affect the safe operation of the aircraft or the safety of its occupants are regarded as forming part of the aircraft log book where recorded by another means.

The aircraft technical log system may range from a simple single section document to a complex system containing many sections but in all cases it should include the information specified for the example used here which happens to use a 5 section document / computer system:

Section 1 should contain details of the registered name and address of the operator the aircraft type and the complete international registration marks of the aircraft.

Section 2 should contain details of when the next scheduled maintenance is due, including, if relevant any out of phase component changes due before the next maintenance check. In addition this section should contain the current certificate of release to service (CRS), for the complete aircraft, issued normally at the end of the last maintenance check.

NOTE: The flight crew do not need to receive such details if the next scheduled maintenance is controlled by other means acceptable to the competent authority.

Section 3 should contain details of all information considered necessary to ensure continued flight safety. Such information includes:

- (i) the aircraft type and registration mark,
- (ii) the date and place of take-off and landing,
- (iii) the times at which the aircraft took off and landed,
- (iv) the running total of flying hours, such that the hours to the next schedule maintenance can be determined. The flight crew does not need to receive such details if the next scheduled maintenance is controlled by other means acceptable to the competent authority.
- (v) details of any failure, defect or malfunction to the aircraft affecting airworthiness or safe operation of the aircraft including emergency systems, and any failure, defect or malfunctions in the cabin or galleys that affect the safe operation of the aircraft or the safety of its occupants that are known to the commander. Provision should be made for the commander to date and sign such entries including, where appropriate, the nil defect state for continuity of the record. Provision should be made for a CRS following rectification of a defect or any deferred defect or maintenance check carried out. Such a certificate appearing on each page of this section should readily identify the defect(s) to which it relates or the particular maintenance check as appropriate.

In the case of maintenance performed by a [Part-145](#) maintenance organisation, it is acceptable to use an alternate abbreviated certificate of release to service consisting of the statement '[Part-145](#) release to service' instead of the full certification statement specified in [AMC 145.A.50\(b\)](#) paragraph 1. When the alternate abbreviated certificate of release to service is used, the introductory section of the technical log should include an example of the full certification statement from [AMC 145.A.50\(b\)](#) paragraph 1.

- (vi) the quantity of fuel and oil uplifted and the quantity of fuel available in each tank, or combination of tanks, at the beginning and end of each flight; provision to show, in the same units of quantity, both the amount of fuel planned to be uplifted and the amount of fuel actually uplifted; provision for the time when ground de-icing and/or anti-icing was started and the type of fluid applied, including mixture ratio fluid/water and any other information required by the operator's procedures in order to allow the assessment on whether inspections for and/or elimination of de-icing/anti-icing fluid residues that could endanger flight safety are required.
- (vii) the pre-flight inspection signature.

In addition to the above, it may be necessary to record the following supplementary information:

- the time spent in particular engine power ranges where use of such engine power affects the life of the engine or engine module;
- the number of landings where landings affect the life of an aircraft or aircraft component;
- flight cycles or flight pressure cycles where such cycles affect the life of an aircraft or aircraft component.

NOTE 1: Where Section 3 is of the multi-sector ‘part removable’ type, then such ‘part removable’ sections should contain all of the foregoing information where appropriate.

NOTE 2: Section 3 should be designed so that one copy of each page may remain on the aircraft and one copy may be retained on the ground until completion of the flight to which it relates.

NOTE 3: Section 3 layout should be divided to show clearly what is required to be completed after flight and what is required to be completed in preparation for the next flight.

Section 4 should contain details of all deferred defects that affect or may affect the safe operation of the aircraft and should therefore be known to the aircraft commander. Each page of this section should be pre-printed with the operator’s name and page serial number and make provision for recording the following:

- (i) a cross reference for each deferred defect such that the original defect can be identified in the particular section 3 sector record page.
- (ii) the original date of occurrence of the defect deferred.
- (iii) brief details of the defect.
- (iv) details of the eventual rectification carried out and its CRS or a clear cross-reference back to the document that contains details of the eventual rectification.

Section 5 should contain any necessary maintenance support information that the aircraft commander needs to know. Such information would include data on how to contact maintenance if problems arise whilst operating the routes etc.

AMC M.A.306(b) Aircraft technical log system

ED Decision 2016/011/R

The aircraft technical log system can be either a paper or computer system or any combination of both methods acceptable to the competent authority.

In case of a computer system, it should contain programme safeguards against the ability of unauthorised personnel to alter the database.

GM1 M.A.306(b) Aircraft technical log system

ED Decision 2022/017/R

INTEROPERABLE AIRCRAFT TECHNICAL LOG SYSTEM

If a CAMO is contracted (in accordance with point [M.A.201\(ea\)](#)) by operators that form part of a single air carrier business grouping and intend to regularly transfer aircraft from one AOC holder to another within the group, the CAMO is expected to ensure that:

- there is an interoperable aircraft technical log system for all associated operators; and
- common data formats and data exchange are defined.

M.A.307 Transfer of aircraft continuing airworthiness records

Regulation (EU) 2019/1383

- (a) When an aircraft is permanently transferred from one owner or operator to another, the transferring owner or operator shall ensure that the continuing airworthiness records referred to in point [M.A.305](#) and, if applicable the technical log system referred to in point [M.A.306](#), are also transferred.

- (b) When the owner contracts the continuing airworthiness management tasks to a CAMO or CAO, the owner shall ensure that the continuing airworthiness records referred to in point [M.A.305](#) are transferred to that contracted organisation.
- (c) The time periods for the retention of records set out in point (e) of point [M.A.305](#) shall continue to apply to the new owner, operator, CAMO or CAO.

AMC M.A.307(a) Transfer of aircraft continuing airworthiness records

ED Decision 2015/029/R

Where an owner/operator terminates his operation, all retained continuing airworthiness records should be passed on to the new owner/operator or stored.

A 'permanent transfer' does not generally include the dry lease-out of an aircraft when the duration of the lease agreement is less than 6 months. However the competent authority should be satisfied that all continuing airworthiness records necessary for the duration of the lease agreement are transferred to the lessee or made accessible to them.

SUBPART D — MAINTENANCE STANDARDS

M.A.401 Maintenance data

Regulation (EU) 2022/1360

- (a) The person or organisation maintaining an aircraft shall have access to and use only applicable current maintenance data in the performance of maintenance including modifications and repairs.
- (b) For the purposes of this Annex, applicable maintenance data is any of the following:
 - (1) any applicable requirement, procedure, standard or information issued by the competent authority or the Agency;
 - (2) any applicable airworthiness directive;
 - (3) the applicable instructions for continuing airworthiness and other maintenance instructions, issued by the type-certificate holder, supplemental type-certificate holder, a declarant of a declaration of design compliance and any other organisation that publishes such data in accordance with Annex I (Part 21) or, as applicable, Annex Ib (Part 21 Light) to Regulation (EU) No 748/2012;
 - (4) for components approved for installation by the design approval holder or declarant of a declaration of design compliance, the applicable maintenance instructions published by the component manufacturers and acceptable to the design approval holder or declarant of a declaration of design compliance;
 - (5) any applicable data issued in accordance with point [145.A.45\(d\)](#).
- (c) The person or organisation maintaining an aircraft shall ensure that all applicable maintenance data is current and readily available for use when required. The person or organisation shall establish a work card or worksheet system to be used and shall either transcribe accurately the maintenance data onto such work cards or worksheets or make precise reference to the particular maintenance task or tasks contained in such maintenance data.

GM1 M.A.401(b)(3) and (b)(4) Maintenance data

ED Decision 2023/013/R

- (a) The maintenance data referred to in [M.A.401\(b\)\(3\) and \(4\)](#) may have been prepared by various organisations, but in any case it needs to be issued by, referenced by, or acceptable to the organisation responsible for the design in accordance with Part 21 or Part 21 Light (e.g. type certificate holder (TCH), supplemental type certificate holder (STCH), ETSO holder, repair design approval holder or declarant of a declaration of design compliance).
- (b) Depending on the product or component subject to maintenance and depending on how this maintenance is released, different maintenance data may be needed during the performance of maintenance.
- (c) With respect to aircraft maintenance, applicable maintenance data issued by the aircraft TCH or the design approval holder (DAH) typically includes the following documents: manufacturer recommended maintenance programme (e.g. MPD, MRBR), aircraft maintenance manual including the airworthiness limitations section, repair manual, supplemental structural inspection document, corrosion prevention and/or control document, service bulletins, wiring diagram manuals, troubleshooting manual, service letter/instructions, illustrated parts

catalogue, and any other specific maintenance instruction issued by the aircraft TCH or by the DAH.

- (d) With respect to engine maintenance, applicable maintenance data typically includes the engine maintenance and/or overhaul manual including the airworthiness limitations section, wiring diagrams, parts catalogue, troubleshooting manual issued by the engine TCH (or aircraft TCH if the engine is certified as part of the aircraft), the DAH or by the declarant of a declaration of design compliance.

With respect to APU maintenance, applicable maintenance data typically includes APU maintenance and/or overhaul manual, wiring diagrams, parts catalogue, troubleshooting manual issued by the aircraft TCH, or issued by the APU manufacturer and acceptable to the TCH of the aircraft on which it is installed or to the DAH.

When in compliance with [M.A.502\(b\)](#), it is possible to conduct maintenance on the engine or APU while installed on the aircraft or temporarily removed to gain access. In such case, the applicable maintenance data may also include aircraft maintenance data.

- (e) With respect to maintenance of components other than engine/APU, applicable maintenance data typically includes the component maintenance (and/or repair) manual, troubleshooting manual and other maintenance instructions produced by the component manufacturer, when they are acceptable to the TCH of the product in which the component is to be installed, to the DAH or to the declarant of a declaration of design compliance, or when they form part of (or are referenced together with) the product's ICA. In the case of propellers, maintenance data includes its ICA.

When in compliance with [M.A.502\(b\)](#) or [M.A.502\(c\)](#), it is possible to conduct maintenance on the component while installed on the aircraft or engine or APU, or temporarily removed to gain access. In such case, the applicable maintenance data may also include, as applicable, aircraft maintenance data or engine/APU maintenance data.

- (f) With respect to maintenance considered to be specialised services (such as non-destructive testing (NDT)), applicable maintenance data typically includes non-destructive testing or inspection manual, and all applicable specialised service(s) process instructions issued or specified by the DAH or the declarant of a declaration of design compliance.

GM1 M.A.401(b)(4) Maintenance data

ED Decision 2023/013/R

COMPONENT MANUFACTURER MAINTENANCE INSTRUCTIONS

The maintenance instructions published by the component manufacturers may be considered acceptable to the DAH or to the declarant of a declaration of design compliance – and hence may be used as maintenance data for maintenance on components approved for installation by the DAH or the declarant of a declaration of design compliance – when they are referenced as additional or optional maintenance information together with the ICA, or when documented by a list by that DAH (GM3 21.A.7(a)) or GM3 21L.A.9(a)) or that declarant of a declaration of design compliance (GM3 21L.A.9(a)).

AMC M.A.401(c) Maintenance data

ED Decision 2015/029/R

1. Data being made available to personnel maintaining aircraft means that the data should be available in close proximity to the aircraft or component being maintained, for mechanics and certifying staff to perform maintenance.
2. Where computer systems are used, the number of computer terminals should be sufficient in relation to the size of the work programme to enable easy access, unless the computer system can produce paper copies. Where microfilm or microfiche readers/printers are used, a similar requirement is applicable.
3. Maintenance tasks should be transcribed onto the work cards or worksheets and subdivided into clear stages to ensure a record of the accomplishment of the maintenance task. Of particular importance is the need to differentiate and specify, when relevant, disassembly, accomplishment of task, reassembly and testing. In the case of a lengthy maintenance task involving a succession of personnel to complete such task, it may be necessary to use supplementary work cards or worksheets to indicate what was actually accomplished by each individual person. A worksheet or work card system should refer to particular maintenance tasks.
4. The workcard/worksheet system may take the form of, but is not limited to, the following:
 - a format where the mechanic writes the defect and the maintenance action taken together with information of the maintenance data used, including its revision status,
 - an aircraft log book that contains the reports of defects and the actions taken by authorised personnel together with information of the maintenance data used, including its revision status,
 - for maintenance checks, the checklist issued by the manufacturer (i.e., 100H checklist, Revision 5, Items 1 through 95)
5. Maintenance data should be kept up to date by:
 - subscribing to the applicable amendment scheme,
 - checking that all amendments are being received,
 - monitoring the amendment status of all data.

M.A.402 Performance of maintenance

Regulation (EU) 2015/1536

Except for maintenance performed by a maintenance organisation approved in accordance with [Annex II \(Part-145\)](#), any person or organisation performing maintenance shall:

- (a) be qualified for the tasks performed, as required by this part;
- (b) ensure that the area in which maintenance is carried out is well organised and clean in respect of dirt and contamination;
- (c) use the methods, techniques, standards and instructions specified in the [M.A.401](#) maintenance data;
- (d) use the tools, equipment and material specified in the [M.A.401](#) maintenance data. If necessary, tools and equipment shall be controlled and calibrated to an officially recognised standard;

- (e) ensure that maintenance is performed within any environmental limitations specified in the [M.A.401](#) maintenance data;
- (f) ensure that proper facilities are used in case of inclement weather or lengthy maintenance;
- (g) ensure that the risk of multiple errors during maintenance and the risk of errors being repeated in identical maintenance tasks are minimised;
- (h) ensure that an error capturing method is implemented after the performance of any critical maintenance task; and
- (i) carry out a general verification after completion of maintenance to ensure the aircraft or component is clear of all tools, equipment and any extraneous parts or material, and that all access panels removed have been refitted.

AMC M.A.402(a) Performance of maintenance

ED Decision 2016/011/R

1. Maintenance should be performed by persons authorised to issue a certificate of release to service or under the supervision of persons authorised to issue a certificate of release to service. Supervision should be to the extent necessary to ensure that the work is performed properly and the supervisor should be readily available for consultation.
2. The person authorised to issue a certificate of release to service should ensure that:
 - (a) each person working under his/her supervision has received appropriate training or has relevant previous experience and is capable of performing the required task; and
 - (b) each person who performs specialised tasks, such as welding, is qualified in accordance to an officially recognised standard.

GM M.A.402(a) Performance of maintenance

ED Decision 2016/011/R

In the case of limited Pilot-owner maintenance, as specified in [M.A.803](#), any person maintaining an aircraft which they own individually or jointly, provided they hold a valid pilot licence with the appropriate type or class rating, may perform the limited Pilot-owner maintenance tasks in accordance with [Appendix VIII to Annex I \(Part-M\)](#) to Regulation (EU) No 1321/2014.

AMC M.A.402(c) Performance of maintenance

ED Decision 2016/011/R

The general maintenance and inspection standards applied to individual maintenance tasks should meet the recommended standards and practices of the organisation responsible for the type design, which are normally published in maintenance manuals. In the absence of maintenance and inspection standards published by the organisation responsible for the type design, maintenance personnel should refer to the relevant aircraft airworthiness standards and procedures published or used as guidance by the Agency or the competent authority. The maintenance standards used should contain methods, techniques and practices acceptable to the Agency or the competent authority for the maintenance of aircraft and its components.

AMC M.A.402(d) Performance of maintenance

ED Decision 2016/011/R

When performing maintenance, personnel are required to use the tools, equipment and test apparatuses necessary to ensure completion of work in accordance with accepted maintenance and inspection standards. Inspection, service or calibration that is performed on a regular basis should be performed in accordance with the equipment manufacturers' instructions. All tools requiring calibration should be traceable to an acceptable standard.

In this context, 'officially recognised standards' means those standards established or published by an official body, being either a natural or legal person, and which are widely recognised by the air transport sector as constituting good practice.

If the organisation responsible for the type design involved recommends special equipment or test apparatuses, personnel should use the recommended equipment or apparatuses or equivalent equipment accepted by the competent authority.

All work should be performed using materials of such quality and in such a manner that the condition of the aircraft or its components after maintenance is at least equal to its or their original or modified condition (with regard to aerodynamic function, structural strength, resistance to vibration, deterioration and any other qualities affecting airworthiness).

AMC M.A.402(e) Performance of maintenance

ED Decision 2016/011/R

The working environment should be appropriate for the maintenance task being performed such that the effectiveness of personnel is not impaired.

- (a) Temperature should be maintained such that personnel can perform the required tasks without undue discomfort.
- (b) Airborne contamination (e.g. dust, precipitation, paint particles, filings) should be kept to a minimum to ensure aircraft/components surfaces are not contaminated, if this is not possible all susceptible systems should be sealed until acceptable conditions are re-established.
- (c) Lighting should be adequate to ensure each inspection and maintenance task can be performed effectively.
- (d) Noise levels should not be allowed to rise to the level of distraction for inspection staff or if this is not possible inspection staff should be provided with personnel equipment to reduce excessive noise.

AMC M.A.402(f) Performance of maintenance

ED Decision 2016/011/R

Facilities should be provided appropriate for all planned maintenance. This may require aircraft hangars that are both available and large enough for the planned maintenance.

Aircraft component workshops should be large enough to accommodate the components that are planned to be maintained.

Protection from inclement weather means the hangar or component workshop structures should be to a standard that prevents the ingress of rain, hail, ice, snow, wind and dust etc.

AMC M.A.402(g) Performance of maintenance

ED Decision 2016/011/R

- (a) To minimise the risk of multiple errors and to prevent omissions, the person or organisation performing maintenance should ensure that:
 - (1) every maintenance task is signed off only after completion;
 - (2) the grouping of tasks for the purpose of sign-off allows critical steps to be clearly identified; and
 - (3) any work performed by personnel under supervision (i.e. temporary staff, trainees) is checked and signed off by an authorised person.
- (b) To minimise the possibility of an error being repeated in identical tasks that involve removal/installation or assembly/disassembly of several components of the same type fitted to more than one system, whose failure could have an impact on safety, the person or organisation performing maintenance should plan different persons to perform identical tasks in different systems. However, when only one person is available, then this person should perform reinspection of the tasks as described in [AMC2 M.A.402\(h\)](#).

AMC1 M.A.402(h) Performance of maintenance

ED Decision 2016/011/R

CRITICAL MAINTENANCE TASKS

The following maintenance tasks should primarily be reviewed to assess their impact on safety:

- (a) tasks that may affect the control of the aircraft, flight path and attitude, such as installation, rigging and adjustments of flight controls;
- (b) aircraft stability control systems (autopilot, fuel transfer);
- (c) tasks that may affect the propulsive force of the aircraft, including installation of aircraft engines, propellers and rotors; and
- (d) overhaul, calibration or rigging of engines, propellers, transmissions and gearboxes.

AMC2 M.A.402(h) Performance of maintenance

ED Decision 2016/011/R

INDEPENDENT INSPECTION

- (a) What is an independent inspection

Independent inspection is one possible error-capturing method. It consists of an inspection performed by an 'independent qualified person' of a task carried out by an 'authorised person', taking into account that:

- (1) the 'authorised person' is the person who performs the task or supervises the task and assumes the full responsibility for the completion of the task in accordance with the applicable maintenance data;
- (2) the 'independent qualified person' is the person who performs the independent inspection and attests the satisfactory completion of the task and that no deficiencies have been found. The 'independent qualified person' does not issue a certificate of release to service, therefore he/she is not required to hold certification privileges;

- (3) the certificate of release to service is issued by the ‘authorised person’ after the independent inspection has been carried out satisfactorily;
 - (4) the work card system should record the identification of each person, the date and the details of the independent inspection, as necessary, before the certificate of release to service is issued.
- (b) Qualifications of personnel performing independent inspections
- (1) When the work is performed by a [Part-M Subpart F](#) organisation, then the organisation should have procedures to demonstrate that the ‘independent qualified person’ has been trained and has gained experience in the specific control systems to be inspected. This training and experience could be demonstrated, for example, by:
 - (i) holding a [Part-66](#) licence in the same subcategory as the licence subcategory or equivalent necessary to release or sign off the critical maintenance task;
 - (ii) holding a [Part-66](#) licence in the same category and specific training in the task to be inspected; or
 - (iii) having received appropriate training and having gained relevant experience in the specific task to be inspected.
 - (2) When the work is performed outside a [Part-M Subpart F](#) organisation:
 - (i) the ‘independent qualified person’ should hold:
 - (A) a [Part-66](#) licence in any category or an equivalent national qualification when national regulations apply; or
 - (B) a valid pilot licence for the aircraft type issued in accordance with European Union regulations or an equivalent national qualification when national regulations apply;
 - (ii) additionally, the ‘authorised person’ should assess the qualifications and experience of the ‘independent qualified person’ taking into account that the ‘independent qualified person’ should have received training and have experience in the particular task. It should not be acceptable that the ‘authorised person’ shows to the ‘independent qualified person’ how to perform the inspection once work has been already finalised.
- (c) How should independent inspection be performed
- Independent inspection should ensure for example correct assembly, locking and sense of operation. When inspecting control systems that have undergone maintenance, the ‘independent qualified person’ should consider the following points independently:
- (1) all those parts of the system that have actually been disconnected or disturbed should be inspected for correct assembly and locking;
 - (2) the system as a whole should be inspected for full and free movement over the complete range;
 - (3) cables should be tensioned correctly with adequate clearance at secondary stops;
 - (4) the operation of the control system as a whole should be observed to ensure that the controls are operating in the correct sense;
 - (5) if different control systems are interconnected so that they affect each other, all the interactions should be checked through the full range of the applicable controls; and

- (6) software that is part of the critical maintenance task should be checked, for example version and compatibility with the aircraft configuration.
- (d) What to do in unforeseen cases when only one person is available
- REINSPECTION:
- (1) Reinspection is subject to the same conditions as the independent inspection is, except that the ‘authorised person’ performing the maintenance task is also acting as ‘independent qualified person’ and performs the inspection.
 - (2) For critical maintenance tasks, reinspection should only be used in unforeseen circumstances when only one person is available to carry out the task and perform the independent inspection. The circumstances cannot be considered unforeseen if the person or organisation has not assigned a suitable ‘independent qualified person’ to that particular task.
 - (3) The certificate of release to service is issued by the ‘authorised person’ after the reinspection has been performed satisfactorily.
 - (4) The work card system should record the identification of the ‘authorised person’ and the date and the details of the reinspection, as necessary, before the certificate of release to service is issued.

GM M.A.402(h) Performance of maintenance

ED Decision 2023/013/R

Several data sources may be used for the identification of critical maintenance tasks, such as:

- information from the design approval holder or the declarant of a declaration of design compliance;
- accident reports;
- investigation and follow-up of incidents;
- occurrence reporting;
- flight data analysis;
- results of audits;
- normal operations monitoring schemes;
- feedback from training; and
- information exchange systems.

M.A.403 Aircraft defects

Regulation (EU) 2021/1963

- (a) Any aircraft defect that hazards seriously the flight safety shall be rectified before further flight.
- (b) Only the certifying staff referred to in point [M.A.801\(b\)\(1\)](#) or in [Subpart F](#) of this Annex or in [Annex II \(Part-145\)](#) or in [Annex Vd \(Part-CAO\)](#), or the person authorised in accordance with point [M.A.801\(c\)](#) of this Annex can decide, using maintenance data referred to in point [M.A.401](#) of this Annex, whether an aircraft defect hazards seriously the flight safety and therefore decide when and which rectification action shall be taken before further flight and which defect rectification can be deferred. However, this does not apply when the MEL is used by the pilot or by the certifying staff.
- (c) Any aircraft defect that would not hazard seriously the flight safety shall be rectified as soon as practicable, after the date the aircraft defect was first identified and within any limits specified in the maintenance data or the MEL.
- (d) Any defect not rectified before flight shall be recorded in the aircraft continuing airworthiness record system referred to in point [M.A.305](#) or, if applicable in the aircraft technical log system referred to in point [M.A.306](#).

AMC M.A.403(b) Aircraft defects

ED Decision 2015/029/R

An assessment of both the cause and any potentially hazardous effect of any defect or combination of defects that could affect flight safety should be made in order to initiate any necessary further investigation and analysis necessary to identify the root cause of the defect.

AMC M.A.403(d) Aircraft defects

ED Decision 2015/029/R

All deferred defects should be made known to the pilot/flight crew, whenever possible, prior to their arrival at the aircraft.

Deferred defects should be transferred on to worksheets at the next appropriate maintenance check, and any deferred defect which is not rectified during the maintenance check, should be re-entered on to a new deferred defect record sheet. The original date of the defect should be retained.

The necessary components or parts needed for the rectification of defects should be made available or ordered on a priority basis, and fitted at the earliest opportunity.

SUBPART E — COMPONENTS

M.A.501 Classification and installation

Regulation (EU) 2022/1360

- (a) All components shall be classified into the following categories:
- (1) Components which are in a satisfactory condition, released on an EASA Form 1 or equivalent and marked in accordance with Subpart Q of Annex I (Part 21) or, as applicable, Annex Ib (Part 21 Light) to Regulation (EU) No 748/2012, unless otherwise specified in point 21.A.307 of Annex I (Part 21) or point 21L.A.193 of Annex Ib (Part 21 Light) to Regulation (EU) No 748/2012 or in this Annex (Part-M) or in Annex Vd (Part-CAO).
 - (2) Unserviceable components which shall be maintained in accordance with this Regulation.
 - (3) Components categorised as unsalvageable because they have reached their mandatory life limitation or contain a non-repairable defect.
 - (4) Standard parts used on an aircraft, engine, propeller or other aircraft component when specified in the maintenance data and accompanied by evidence of conformity traceable to the applicable standard.
 - (5) Material both raw and consumable used in the course of maintenance when the organisation is satisfied that the material meets the required specification and has appropriate traceability. All materials must be accompanied by documentation clearly relating to the particular material and containing a conformity to specification statement plus both the manufacturing and supplier source.
- (b) Components, standard parts and material shall only be installed on an aircraft or a component when they are in a satisfactory condition, belong to one of the categories listed in point (a) and the applicable maintenance data specifies the particular component, standard part or material.

AMC1 M.A.501(a)(1) Classification and installation

ED Decision 2021/009/R

EASA FORM 1 OR EQUIVALENT

- (a) A document equivalent to an [EASA Form 1](#) may be:
- (1) a release document issued by an organisation under the terms of a bilateral agreement signed by the European Union;
 - (2) a release document issued by an organisation approved under the terms of a JAA bilateral agreement until superseded by the corresponding agreement signed by the European Union;
 - (3) a JAA Form One issued prior to 28 November 2004 by a JAR 145 organisation approved by a JAA Full Member State;
 - (4) in the case of new aircraft components that were released from manufacturing prior to the Part 21 compliance date, the component should be accompanied by a JAA Form One issued by a JAR 21 organisation and approved by a JAA Full Member State within the JAA mutual recognition system;

- (5) a JAA Form One issued prior to 28 September 2005 by a production organisation approved by a competent authority in accordance with its national regulations;
 - (6) a JAA Form One issued prior to 28 September 2008 by a maintenance organisation approved by a competent authority in accordance with its national regulations;
 - (7) a release document acceptable to a competent authority according to the provisions of a bilateral agreement between the competent authority and a third country until superseded by the corresponding agreement signed by the European Union. This provision is valid provided the above agreements between the competent authority and a third country are notified to the European Commission and to the other competent authorities in accordance with Article 68 of Regulation (EU) 2018/1139;
 - (8) a release document issued under the conditions described in Article 4 point 6 of Regulation (EU) No 1321/2014;
 - (9) a 'declaration of maintenance accomplished' issued by the person or organisation that performed the maintenance, as specified in point [M.A.502\(e\)](#).
- (b) Any item in storage without an [EASA Form 1](#) or equivalent cannot be installed on aircraft registered in a Member State unless an EASA Form 1 is issued for such item by an appropriately approved maintenance organisation in accordance with [AMC M.A.613\(a\)](#) or [AMC1 CAO.A.070\(a\)](#) or [AMC2 145.A.50\(d\)](#).

GM1 M.A.501(a)(1) Classification and installation

ED Decision 2023/013/R

Point 21.A.307(b) of Annex I (Part 21) and point 21L.A.193(b) of Annex Ib (Part 21 Light) to Regulation (EU) No 748/2012 specify new components that do not need an EASA Form 1 or equivalent to be eligible for installation. Point 21.A.307(c) of Annex I (Part 21) and point 21L.A.193(c) of Annex Ib (Part 21 Light) to Regulation (EU) No 748/2012 specify the conditions for the document accompanying the component.

GM1 M.A.501(a)(2) Classification and installation

ED Decision 2019/009/R

UNSERVICEABLE COMPONENTS

- (a) The person or organisation that performs maintenance should ensure the proper identification of any unserviceable components. The unserviceable status of the component should be clearly declared on a tag together with the component identification data and any information that is useful to define actions that are necessary to be taken. Such information should state, as applicable, in-service times, maintenance status, preservation status, failures, defects or malfunctions reported or detected, exposure to adverse environmental conditions, and whether the component is installed on an aircraft that was involved in an accident or incident. Means should be provided to prevent unintentional separation of this tag from the component.
- (b) Unserviceable components should typically undergo maintenance due to:
 - (1) expiry of the service life limit as defined in the aircraft maintenance programme;
 - (2) non-compliance with the applicable airworthiness directives and other continuing airworthiness requirements mandated by the Agency;
 - (3) absence of the necessary information to determine the airworthiness status or eligibility for installation;

- (4) evidence of defects or malfunctions;
- (5) being installed on an aircraft that was involved in an incident or accident likely to affect the component's serviceability.

AMC1 M.A.501(a)(3) Classification and installation

ED Decision 2020/002/R

UNRECOVERABLE COMPONENTS

The following types of components should typically be classified as unrecoverable:

- (a) components with non-repairable defects, whether visible or not to the naked eye;
- (b) components that do not meet design specifications, and cannot be brought into conformity with such specifications;
- (c) components subjected to unacceptable modification or rework that is irreversible;
- (d) life-limited parts that have reached or exceeded their mandatory life limitation, or have missing or incomplete records;
- (e) components whose airworthy condition cannot be restored due to exposure to extreme forces, heat or adverse environmental conditions;
- (f) components for which conformity with an applicable airworthiness directive cannot be accomplished;
- (g) components for which maintenance records and/or traceability to the manufacturer cannot be retrieved.

AMC1 M.A.501(a)(4) Classification and installation

ED Decision 2023/013/R

STANDARD PARTS

- (a) Standard parts are parts that are manufactured in complete compliance with an established industry, Agency, competent authority or other government specification which include design, manufacturing, test and acceptance criteria, and uniform identification requirements. The specification should include all the information that is necessary to produce and verify conformity of the part. It should be published so that any party may manufacture the part. Examples of such specifications are National Aerospace Standards (NAS), Army-Navy Aeronautical Standard (AN), Society of Automotive Engineers (SAE), SAE Sematec, Joint Electron Device Engineering Council, Joint Electron Tube Engineering Council, and American National Standards Institute (ANSI), EN Specifications, etc.
- (b) To designate a part as a standard part, the TC holder or the declarant of a declaration of design compliance may issue a standard parts manual accepted by the competent authority of the original TC holder or the declarant of a declaration of design compliance or may make reference in the parts catalogue to the specification to be met by the standard part. Documentation that accompanies standard parts should clearly relate to the particular parts and contain a conformity statement plus both the manufacturing and supplier source. Some materials are subject to special conditions, such as storage conditions or life limitation, etc., and this should be included in the documentation and/or the material's packaging.
- (c) An [EASA Form 1](#) or equivalent is not normally issued and, therefore, none should be expected.

AMC2 M.A.501(a)(4) Classification and installation

ED Decision 2023/013/R

STANDARD PARTS

For sailplanes and powered sailplanes, non-required instruments and/or equipment that are certified or declared (in accordance with Part 21 Light Subpart C) under the provision of CS 22.1301(b), if those instruments or equipment, when installed, functioning, functioning improperly or not functioning at all, do not in themselves, or by their effect upon the sailplane and its operation, constitute a safety hazard.

‘Required’ in the term ‘non-required’, as used above, means required by the applicable airworthiness code (CS 22.1303, 22.1305 and 22.1307) or required by the relevant regulations for air operations and the applicable Rules of the Air or as required by air traffic management (e.g. a transponder in certain controlled airspace). Examples of non-required equipment which can be considered to be standard parts may be electrical variometers, bank/slip indicators ball-type, total energy probes, capacity bottles (for variometers), final glide calculators, navigation computers, data logger/barograph/turnpoint camera, bug-wipers and anti-collision systems. Equipment which must be approved in accordance with the airworthiness code shall comply with the applicable ETSO or equivalent and it is not considered to be a standard part (e.g. oxygen equipment).

AMC M.A.501(a)(5) Classification and installation

ED Decision 2023/013/R

MATERIAL

- (a) Consumable material is any material which is only used once, such as lubricants, cements, compounds, paints, chemical dyes and sealants, etc.
- (b) Raw material is any material that requires further work to make it into a component part of the aircraft, such as metals, plastics, wood, fabric, etc.
- (c) Material both raw and consumable should only be accepted when satisfied that it is to the required specification. To be satisfied, the material and/or its packaging should be marked with the applicable specification and, where appropriate, the batch number.
- (d) Documentation that accompanies all materials should clearly relate to the particular material and contain a conformity statement plus both the manufacturing and supplier source. Some materials are subject to special conditions, such as storage conditions or life limitation, etc., and this should be included in the documentation and/or the material’s packaging.
- (e) An [EASA Form 1](#) or equivalent should not be issued for such materials and, therefore, none should be expected. The material specification is normally identified in the data issued by the (S)TC holder’s or the declarant of a declaration of design compliance except in the case where the Agency or the competent authority has agreed otherwise.

GM1 M.A.501(b) Classification and installation

ED Decision 2023/013/R

- (a) To ensure that components, standard parts and materials are in satisfactory condition, the persons referred to under [M.A.801\(b\)\(1\)](#), [M.A.801\(b\)\(2\)](#) or [M.A.801\(c\)](#) or the approved maintenance organisation should perform an incoming physical inspection.
- (b) The incoming physical inspection should be performed before the component is installed on the aircraft.

- (c) The following list, although not exhaustive, contains typical checks to be performed:
- (1) verify the general condition of the components and their packaging in relation to damages that could affect their integrity;
 - (2) verify that the shelf life of the component has not expired;
 - (3) verify that items are received in the appropriate package in respect of the type of the component: e.g. correct ATA 300 or electrostatic sensitive devices packaging, when necessary;
 - (4) verify that the component has all plugs and caps appropriately installed to prevent damage or internal contamination. Care should be taken when tape is used to cover electrical connections or fluid fittings/openings because adhesive residues can insulate electrical connections and contaminate hydraulic or fuel units.
 - (5) verify that the release certificate accompanying each new component satisfies the release requirements established in point 21.A.307 of Annex I (Part 21) and point 21.L.A.193 of Annex Ib (Part 21 Light) to Regulation (EU) No 748/2012 as applicable in relation to the particular product on which the component is being installed.
- (d) Items (e.g. fasteners) purchased in batches should be supplied in a package. The packaging should state the applicable specification/standard, P/N, batch number, and the quantity of the items. The documentation that accompanies the material should contain the applicable specification/standard, P/N, batch number, supplied quantity, and the manufacturing sources. If the material is acquired from different batches, acceptance documentation for each batch should be provided.

GM2 M.A.501(b) Classification and installation

ED Decision 2021/009/R

INSTALLATION OF COMPONENTS

Components, standard parts and materials should only be installed when they are specified in the applicable maintenance data as specified in [M.A.401\(b\)](#). So, a component, standard part and material can only be installed after having checked the applicable maintenance data.

This check should ensure that the part number, modification status, limitations, etc. of the component, standard part or material are the ones specified in the applicable maintenance data of the particular aircraft or component where the component, standard part or material is going to be installed. When the installation is performed outside a maintenance organisation, that is by the persons referred to in [M.A.801\(b\)\(1\)](#), [M.A.801\(b\)\(2\)](#), or [M.A.801\(c\)](#), then these persons are responsible to perform this check before installation. When the installation is performed by a [Part-M Subpart F](#) organisation or an organisation approved in accordance with [Part CAO](#), then the organisation has to establish procedures to ensure that this check is performed before installation.

M.A.502 Component maintenance

Regulation (EU) 2023/989

- (a) The maintenance of components other than the components referred to in points (b)(2) to (b)(6) of point 21.A.307 of Annex I (Part 21) to Regulation (EU) No 748/2012 or, as applicable, points (b)(2) to (b)(6) of point 21L.A.193 of Annex Ib (Part 21 Light) to Regulation (EU) No 748/2012 shall be performed by maintenance organisations approved in accordance with Subpart F of this Annex or with [Annex II \(Part-145\)](#) or [Annex Vd \(Part-CAO\)](#) to this Regulation, as applicable.
- (b) By way of derogation from point (a), where a component is fitted to the aircraft, the maintenance of such a component may be performed by an aircraft maintenance organisation approved in accordance with Subpart F of this Annex or with [Annex II \(Part-145\)](#) or with [Annex Vd \(Part-CAO\)](#) or by the certifying staff referred to in point (b)(1) of point [M.A.801](#) of this Annex. Such maintenance shall be performed in accordance with the aircraft maintenance data or in accordance with the component maintenance data if agreed by the competent authority. Such aircraft maintenance organisation or the certifying staff may temporarily remove the component for maintenance where it becomes necessary to improve access to the component, except where additional maintenance is required due to the removal. Component maintenance performed in accordance with this point shall not be eligible for the issuance of an EASA Form 1 and shall be subject to the aircraft release requirements provided for in point [M.A.801](#) of this Annex.
- (c) By way of derogation from point (a), where a component is fitted to the engine or the auxiliary power unit (APU), the maintenance of such component may be performed by an engine maintenance organisation approved in accordance with Subpart F of this Annex, or with [Annex II \(Part-145\)](#) or [Annex Vd \(Part-CAO\)](#). Such maintenance shall be performed in accordance with the engine or the APU maintenance data or in accordance with the component maintenance data if agreed by the competent authority. Such engine maintenance organisation may temporarily remove the component for maintenance if this is necessary to improve access to the component, except where additional maintenance is required due to the removal.
- (d) The maintenance of components referred to in point (b)(2) of point 21.A.307 of Annex I (Part 21) to Regulation (EU) No 748/2012 or in point (b)(2) of point 21L.A.193 of Annex Ib (Part 21 Light) to Regulation (EU) No 748/2012, where the component is fitted to the aircraft or is temporarily removed to improve access, shall be performed by an aircraft maintenance organisation approved in accordance with Subpart F of this Annex or with [Annex II \(Part-145\)](#) or [Annex Vd \(Part-CAO\)](#) to this Regulation, as applicable, by the certifying staff referred to in point (b)(1) of point [M.A.801](#) of this Annex or by the pilot-owner referred to in point (b)(2) of point [M.A.801](#) of this Annex. Component maintenance performed in accordance with this point shall not be eligible for the issuance of an EASA Form 1 and shall be subject to the aircraft release requirements provided for in point [M.A.801](#) of this Annex.
- (e) The maintenance of components referred to in points (b)(3) to (b)(6) of point 21.A.307 of Annex I (Part 21) to Regulation (EU) No 748/2012 or in points (b)(3) to (b)(6) of point 21L.A.193 of Annex Ib (Part 21 Light) to Regulation (EU) No 748/2012 shall be performed either by the organisations referred to in point (a), or performed by any person or organisation and released with a “declaration of maintenance accomplished” issued by the person or organisation performing the maintenance. The “declaration of maintenance accomplished” shall contain at least basic details of the maintenance carried out, the date on which the maintenance was completed, and the identification of the organisation or person issuing it. It shall be considered a maintenance record and equivalent to an EASA Form 1 in respect of the component undergoing maintenance.

AMC M.A.502 Component maintenance

ED Decision 2015/029/R

Component removal from and installation on an aircraft is considered to be aircraft maintenance and not component maintenance. As a consequence, [M.A.502](#) requirements do not apply to this case.

AMC M.A.502(b) and (c) Component maintenance

ED Decision 2020/002/R

[M.A.502\(b\) and \(c\)](#) allow the performance of certain component maintenance, in accordance with component maintenance data, to maintenance organisations not holding the corresponding B/C rating and to independent certifying staff, subject to the agreement of:

- The authority responsible for the oversight of the maintenance organisation (refer to [M.1](#), paragraph 2 for [M.A. Subpart F](#) maintenance organisations, or to [145.1](#) for [Part-145](#) maintenance organisations, or to [CAO.1](#) for Part-CAO maintenance organisations) or,
- The authority of the Member State of registry in the case of maintenance performed by independent certifying staff.

This should only be permitted by the competent authority in the case of simple component maintenance, where the competent authority is satisfied that the certifying staff are appropriately qualified and the proper tooling and facilities are available. It is important to note that for more complex component maintenance, special qualifications may be required and it is not enough with holding a [Part-66](#) aircraft maintenance licence.

GM1 M.A.502(e) Component maintenance

ED Decision 2021/009/R

A ‘declaration of maintenance accomplished’ is a certificate prepared in any shape/form by the person or organisation that performed any maintenance on the component covered by the certificate and subject to the conditions in [M.A.502\(e\)](#). This person or organisation does not need an approval to perform maintenance in accordance with Regulation (EU) No 1321/2014. In order for the component to be eligible for installation with a ‘declaration of maintenance accomplished’, this declaration, together with other records, should allow the determination that the component was first installed as ‘new’, as a component referred to in [M.A.502\(e\)](#). Such a component should not be installed in an aircraft if there is information on the certificate which is not readable or not understandable or states that the component is not in a satisfactory condition for operation.

M.A.503 Life-limited parts and time-controlled components

Regulation (EU) 2020/270

- Installed life-limited parts and time-controlled components shall not exceed the approved limitation as specified in the AMP and ADs, except as provided for in point [M.A.504\(b\)](#).
- When the approved limitation expires, the component shall be removed from the aircraft for maintenance, or for disposal in the case of life-limited parts.

M.A.504 Segregation of components

Regulation (EU) 2019/1383

- (a) Unserviceable and unsalvageable components shall be segregated from serviceable components, standards parts and materials.
- (b) Unsalvageable components shall not be permitted to re-enter the component supply system unless the mandatory life limitation has been extended or a repair solution has been approved in accordance with Regulation (EU) No 748/2012.

AMC1 M.A.504 Segregation of components

ED Decision 2020/002/R

- (a) Unserviceable components should be identified and stored in a separate secure location that is managed by the maintenance organisation until a decision is made on the future status of such components. Certifying staff outside maintenance organisations ([M.A.801\(b\)\(1\)](#), or [M.A.801\(c\)](#)) that release aircraft maintenance should send, with the agreement of the aircraft owner/lessee, any unserviceable component to a maintenance organisation for controlled storage. Nevertheless, the person or organisation that declared the component unserviceable may transfer its custody, after identifying it as unserviceable, to the aircraft owner/lessee provided that such transfer is reflected in the aircraft logbook, or engine logbook, or component logbook.
- (b) ‘Secure location under the control of an approved maintenance organisation’ refers to a location that is managed by the approved maintenance organisation that prevents the component from being reused or tampered with. This may include facilities that are established by the organisation at locations different from the main maintenance facilities. These locations should be identified in the relevant procedures of the organisation.
- (c) In the case of unsalvageable components, the person or organisation should:
 - (1) retain such components in the secure location referred to in paragraph (b);
 - (2) arrange for the component to be mutilated in a manner that ensures that it cannot be restored for use, before disposing it; or
 - (3) mark the component indicating that it is unsalvageable, when, in agreement with the component owner, the component is disposed of for legitimate non-flight uses (such as training and education aids, research and development), or for non-aviation applications, mutilation is often not appropriate. Alternatively to marking, the original part number or data plate information can be removed, or a record kept of the disposal of the component for legitimate non-flight uses.

GM1 M.A.504 Segregation of components

ED Decision 2019/009/R

MUTILATION OF COMPONENTS

- (a) Mutilation should be accomplished in such a manner that the components become permanently unusable for their originally intended use. Mutilated components should not be able to be reworked or camouflaged to provide the appearance of being serviceable, such as by replating, shortening and rethreading long bolts, welding, straightening, machining, cleaning, polishing, or repainting.

-
- (b) Mutilation may be accomplished by one or a combination of the following procedures:
- (1) grinding;
 - (2) burning;
 - (3) removal of a major lug or other integral feature;
 - (4) permanent distortion of parts;
 - (5) cutting a hole with cutting torch or saw;
 - (6) melting;
 - (7) sawing into many small pieces; and
 - (8) any other method accepted by the competent authority.
- (c) The following procedures are examples of mutilation that are often less successful because they may not be consistently effective:
- (1) stamping or vibro-etching;
 - (2) spraying with paint;
 - (3) small distortions, incisions, or hammer marks;
 - (4) identification by tags or markings;
 - (5) drilling small holes; and
 - (6) sawing in two pieces only.

SUBPART F — MAINTENANCE ORGANISATION

M.A.601 Scope

Regulation (EU) 2015/1536

This Subpart establishes the requirements to be met by an organisation to qualify for the issue or continuation of an approval for the maintenance of aircraft other than complex motor powered aircraft and components to be installed therein not used by licenced air carriers in accordance with Regulation (EC) No 1008/2008.

M.A.602 Application

Regulation (EU) No 1321/2014

An application for issue or change of a maintenance organisation approval shall be made on a form and in a manner established by the competent authority.

AMC M.A.602 Application

ED Decision 2020/002/R

An application should be made on an EASA Form 2 ([Appendix IX to AMC M.A.602 and AMC M.A.702](#)) or equivalent acceptable to the competent authority.

The [EASA Form 2](#) is valid for the application for [M.A. Subpart F](#) (refer to Article 4(2)), [Part-145](#), [M.A. Subpart G](#) (refer to Article 4(2)), Part-CAMO and Part-CAO organisations. Organisations applying for several approvals may do so by using a single [EASA Form 2](#).

M.A.603 Extent of approval

Regulation (EU) 2019/1383

- (a) An organisation involved in activities subject to this Subpart shall not exercise its activities unless approved by the competent authority. To that aim, the competent authority shall use the template set out in Appendix V.
- (b) The scope of work subject to approval shall be specified in the maintenance organisation manual in accordance with point [M.A.604](#). Classes and ratings to be used for the approval of maintenance organisations are set out in Appendix IV of this Part.
- (c) An approved maintenance organisation may fabricate, in conformity with maintenance data, a restricted range of parts for the use in the course of undergoing work within its own facilities, as identified in the maintenance organisation manual.

AMC M.A.603(a) Extent of Approval

ED Decision 2015/029/R

The following table identifies the ATA Specification 2200 chapter for the category C component rating. If the maintenance manual (or equivalent document) does not follow the ATA Chapters, the corresponding subjects still apply to the applicable C rating.

CLASS	RATING	ATA CHAPTERS
COMPONENTS OTHER THAN COMPLETE ENGINES OR APUs	C1 Air Cond & Press	21
	C2 Auto Flight	22
	C3 Comms and Nav	23 - 34
	C4 Doors - Hatches	52
	C5 Electrical Power & Lights	24 – 33 – 85
	C6 Equipment	25 - 38 - 44 - 45 - 50
	C7 Engine – APU	49 - 71 - 72 - 73 - 74 - 75 - 76 - 77 - 78 - 79 - 80 - 81 - 82 - 83
	C8 Flight Controls	27 - 55 - 57.40 - 57.50 - 57.60 - 57.70
	C9 Fuel	28 - 47
	C10 Helicopters - Rotors	62 - 64 - 66 - 67
	C11 Helicopter - Trans	63 - 65
	C12 Hydraulic Power	29
	C13 Indicating/Recording Systems	31 - 42 - 46
	C14 Landing Gear	32
	C15 Oxygen	35
	C16 Propellers	61
	C17 Pneumatic & Vacuum	36 - 37
	C18 Protection ice/rain/fire	26 - 30
	C19 Windows	56
	C20 Structural	53 - 54 - 57.10 - 57.20 - 57.30
	C21 Water Ballast	41
	C22 Propulsion Augmentation	84

AMC M.A.603(c) Extent of approval

ED Decision 2015/029/R

1. The agreement by the competent authority for the fabrication of parts by the approved maintenance organisation should be formalised through the approval of a detailed procedure in the maintenance organisation manual. This AMC contains principles and conditions to be taken into account for the preparation of an acceptable procedure.
2. Fabrication, inspection, assembly and test should be clearly within the technical and procedural capability of the approved maintenance organisation.
3. The approved data necessary to fabricate the part are those approved either by the Agency, the TC holder, Part-21 design organisation approval holder, or STC holder.
4. Items fabricated by an approved maintenance organisation may only be used by that organisation in the course of overhaul, maintenance, modifications, or repair of aircraft or components undergoing work within its own facility. The permission to fabricate does not constitute approval for manufacture, or to supply externally and the parts do not qualify for

certification on [EASA Form 1](#). This also applies to the bulk transfer or surplus inventory, in that locally fabricated parts are physically segregated and excluded from any delivery certification.

5. Fabrication of parts, modification kits etc. for onward supply and/or sale may not be conducted under a [M.A. Subpart F](#) approval.
6. The data specified in paragraph 3 may include repair procedures involving the fabrication of parts. Where the data on such parts is sufficient to facilitate fabrication, the parts may be fabricated by an approved maintenance organisation. Care should be taken to ensure that the data include details of part numbering, dimensions, materials, processes, and any special manufacturing techniques, special raw material specification or/and incoming inspection requirement and that the approved organisation has the necessary capability. That capability should be defined by way of maintenance organisation manual content. Where special processes or inspection procedures are defined in the approved data which are not available at the approved maintenance organisation, that organisation cannot fabricate the part unless the TC/STC holder gives an approved alternative.
7. Examples of fabrication under the scope of an [M.A. Subpart F](#) approval can include but are not limited to the following:
 - (a) fabrication of bushes, sleeves and shims,
 - (b) fabrication of secondary structural elements and skin panels,
 - (c) fabrication of control cables,
 - (d) fabrication of flexible and rigid pipes,
 - (e) fabrication of electrical cable looms and assemblies,
 - (f) formed or machined sheet metal panels for repairs.

Note: It is not acceptable to fabricate any item to pattern unless an engineering drawing of the item is produced which includes any necessary fabrication processes and which is accepted to the competent authority.

8. Where a TC holder or an approved production organisation is prepared to make available complete data which is not referred to in aircraft manuals or service bulletins but provides manufacturing drawings for items specified in parts lists, the fabrication of these items is not considered to be within the scope of an [M.A. Subpart F](#) approval unless agreed otherwise by the competent authority in accordance with a procedure specified in the maintenance organisation manual.
9. Inspection and Identification.

Any locally fabricated part should be subject to an inspection stage before, separately, and preferably independently from, any inspection of its installation. The inspection should establish full compliance with the relevant manufacturing data, and the part should be unambiguously identified as fit for use by stating conformity to the approved data. Adequate records should be maintained of all such fabrication processes including heat treatment and the final inspections. All parts, excepting those with inadequate space, should carry a part number which clearly relates it to the manufacturing/inspection data. Additional to the part number the approved maintenance organisation's identity should be marked on the part for traceability purposes.

M.A.604 Maintenance organisation manual

Regulation (EU) 2020/270

- (a) The maintenance organisation shall provide a manual containing at least the following information:
1. a statement signed by the accountable manager appointed in accordance with point [M.A.606](#), point (a) which confirms that the organisation will at all times carry out its activities in accordance with the requirements of this Annex (Part-M) or Annex Vb (Part-ML), as applicable, and with the manual;
 2. the organisation's scope of work, and;
 3. the title(s) and name(s) of person(s) referred to in point [M.A.606\(b\)](#), and;
 4. an organisation chart showing associated chains of responsibility between the person(s) referred to in point [M.A.606\(b\)](#), and;
 5. a list of certifying staff and, if applicable, airworthiness review staff, with their scope of approval, and;
 6. a list of locations where maintenance is carried out, together with a general description of the facilities, and;
 7. procedures specifying how the maintenance organisation ensures compliance with this Part, and;
 8. the maintenance organisation manual amendment procedure(s).
- (b) The maintenance organisation manual and its amendments shall be approved by the competent authority.
- (c) Notwithstanding point (b) minor amendments to the manual may be approved through a procedure (hereinafter called indirect approval).

AMC M.A.604 Maintenance organisation manual

ED Decision 2015/029/R

1. [Appendix IV](#) to this AMC provides an outline of the format of an acceptable maintenance organisation manual for a small organisation with less than 10 maintenance staff.
2. The maintenance organisation exposition as specified in [Part-145](#) provides an outline of the format of an acceptable maintenance organisation manual for larger organisations with more than 10 maintenance staff, dependent upon the complexity of the organisation.

M.A.605 Facilities

Regulation (EU) No 1321/2014

The organisation shall ensure that:

- (a) Facilities are provided for all planned work, specialised workshops and bays are segregated as appropriate, to ensure protection from contamination and the environment.
- (b) Office accommodation is provided for the management of all planned work including in particular, the completion of maintenance records.

- (c) Secure storage facilities are provided for components, equipment, tools and material. Storage conditions shall ensure segregation of unserviceable components and material from all other components, material, equipment and tools. Storage conditions shall be in accordance with the manufacturers' instructions and access shall be restricted to authorised personnel.

AMC M.A.605(a) Facilities

ED Decision 2020/002/R

1. Where a hangar is not owned by the [M.A. Subpart F](#) organisation, it may be necessary to establish proof of tenancy. In addition, sufficiency of hangar space to carry out planned maintenance should be demonstrated by the preparation of a projected aircraft hangar visit plan relative to the aircraft maintenance programme. The aircraft hangar visit plan should be updated on a regular basis.

For balloons and airships, a hangar may not be required where maintenance of the envelope and bottom end equipment can more appropriately be performed outside, providing all necessary maintenance can be accomplished in accordance with [M.A.402](#) or [ML.A.402](#). For complex repairs or component maintenance requiring an [EASA Form 1](#), suitable approved workshops should be provided. The facilities and environmental conditions required for inspection and maintenance should be defined in the Maintenance Organisation Manual.

Depending on the scope of work of the maintenance organisation, it may not be necessary to have a hangar available. For example, an organisation maintaining ELA2 aircraft (when not performing major repairs) may perform the work in alternative suitable facilities (and possibly at remote locations) as agreed by the competent authority.

2. Protection from the weather elements relates to the normal prevailing local weather elements that are expected throughout any twelve-month period. Aircraft hangar and aircraft component workshop structures should be to a standard that prevents the ingress of rain, hail, ice, snow, wind and dust etc. Aircraft hangar and aircraft component workshop floors should be sealed to minimise dust generation.
3. Aircraft maintenance staff should be provided with an area where they may study maintenance instructions and complete continuing airworthiness records in a proper manner.
4. **Special case for ELA2 aircraft**

For ELA2 aircraft, it is acceptable not to have access to a hangar or dedicated workshops. Depending on the scope of work, other facilities are acceptable as long as protection is ensured from inclement weather and contamination. This may include, for example, working in the field or in non-aviation premises (closed or not).

These facilities do not need to be individually approved by the competent authority as long as the maintenance organisation manual describes for each type of facility the scope of work, the tooling and equipment available, and the permitted environmental conditions (weather, contamination).

The organisation should include, as part of the periodic internal organisational review, a sampling of the compliance with these conditions during certain maintenance events.

AMC M.A.605(b) Facilities

ED Decision 2015/029/R

It is acceptable to combine any or all of the office accommodation requirements into one office subject to the staff having sufficient room to carry out assigned tasks.

AMC M.A.605(c) Facilities

ED Decision 2020/002/R

1. Storage facilities for serviceable aircraft components should be clean, well-ventilated and maintained at an even dry temperature to minimise the effects of condensation. Manufacturer's storage recommendations should be followed for those aircraft components identified in such published recommendations.
2. Adequate storage racks should be provided and strong enough to hold aircraft components and provide sufficient support for large aircraft components such that the component is not damaged during storage.
3. All aircraft components, wherever practicable, should remain packaged in their protective material to minimise damage and corrosion during storage. A shelf life control system should be utilised and identity tags used to identify components.
4. Segregation means storing unserviceable components in a separate secured location from serviceable components.
5. Segregation and management of any unserviceable component should be ensured according to the pertinent procedure approved to that organisation.
6. Procedures should be defined by the organisation describing the decision process for the status of unserviceable components. This procedure should identify at least the following:
 - role and responsibilities of the persons managing the decision process;
 - description of the decision process to choose between maintaining, storing or mutilating a component;
 - traceability of decision.
7. Once unserviceable components or materials have been identified as unsalvageable in accordance with [M.A.501\(a\)\(3\)](#) or [ML.A.504\(c\)](#), the organisation should establish secure areas in which to segregate such items and to prevent unauthorised access. Unsalvageable components should be managed through a procedure to ensure that these components receive the appropriate final disposal according to [M.A.504\(b\)](#) or [ML.A.504\(d\)](#) or (e). The person responsible for the implementation of this procedure should be identified.

M.A.606 Personnel requirements

Regulation (EU) No 1321/2014

- (a) The organisation shall appoint an accountable manager, who has corporate authority for ensuring that all maintenance required by the customer can be financed and carried out to the standard required by this Part.

Regulation (EU) No 1321/2014
- (b) A person or group of persons shall be nominated with the responsibility of ensuring that the organisation is always in compliance with this Subpart. Such person(s) shall be ultimately responsible to the accountable manager.

Regulation (EU) No 1321/2014

- (c) All point (b) persons shall be able to show relevant knowledge, background and appropriate experience related to aircraft and/or component maintenance.

Regulation (EU) No 1321/2014

- (d) The organisation shall have appropriate staff for the normal expected contracted work. The use of temporarily sub-contracted staff is permitted in the case of higher than normally expected contracted work and only for personnel not issuing a certificate of release to service.

Regulation (EU) 2020/270

- (e) The qualification of all personnel involved in maintenance and airworthiness reviews shall be demonstrated and recorded.

Regulation (EU) No 1321/2014

- (f) Personnel who carry out specialised tasks such as welding, non-destructive testing/inspection other than colour contrast shall be qualified in accordance with an officially recognised standard.

Regulation (EU) 2018/1142

- (g) The maintenance organisation shall have sufficient certifying staff to issue certificates of release to service for aircraft and components provided for in points [M.A.612](#) and [M.A.613](#). The staff shall comply with the following requirements:

1. [Annex III \(Part-66\)](#) in the case of aircraft;
2. [Article 5\(6\)](#) of this Regulation in the case of components.

Regulation (EU) No 1321/2014

- (h) By derogation from point (g), the organisation may use certifying staff qualified in accordance with the following provisions when providing maintenance support to operators involved in commercial operations, subject to appropriate procedures to be approved as part of the organisation's manual:

1. For a repetitive pre-flight airworthiness directive which specifically states that the flight crew may carry out such airworthiness directive, the organisation may issue a limited certifying staff authorisation to the aircraft commander on the basis of the flight crew licence held, provided that the organisation ensures that sufficient practical training has been carried out to ensure that such person can accomplish the airworthiness directive to the required standard;
2. In the case of aircraft operating away from a supported location the organisation may issue a limited certifying staff authorisation to the aircraft commander on the basis of the flight crew licence, provided that the organisation ensures that sufficient practical training has been carried out to ensure that such person can accomplish the task to the required standard.

Regulation (EU) 2020/270

- (i) If the organisation performs airworthiness reviews and issues the corresponding airworthiness review certificate for ELA1 aircraft not involved in commercial operations in accordance with point [ML.A.903](#) of Annex Vb (Part-ML), it shall have airworthiness review staff qualified and authorised meeting all of the following requirements:

1. shall hold a certifying staff authorisation for the corresponding aircraft;
2. shall have at least three years of experience as certifying staff;

3. shall be independent from the continuing airworthiness management process of the aircraft being reviewed or shall have overall authority on the continuing airworthiness management process of the complete aircraft being reviewed;
4. shall have acquired knowledge of Subpart C of this Annex (Part-M) or Subpart C of Annex Vb (Part-ML);
5. shall have acquired proven knowledge of the procedures of the maintenance organisation relevant to the airworthiness review and issue of the airworthiness review certificate;
6. shall have been formally accepted by the competent authority after having performed an airworthiness review under the supervision of the competent authority or under the supervision of the organisation's airworthiness review staff in accordance with a procedure approved by the competent authority;
7. shall have performed at least one airworthiness review in the last twelve-month period.

AMC M.A.606(a) Personnel requirements

ED Decision 2015/029/R

With regard to the accountable manager, it is normally intended to mean the chief executive officer of the maintenance organisation approved under [M.A. Subpart F](#), who by virtue of position has overall (including in particular financial) responsibility for running the organisation. The accountable manager may be the accountable manager for more than one organisation and is not required to be necessarily knowledgeable on technical matters. When the accountable manager is not the chief executive officer, the competent authority will need to be assured that such an accountable manager has direct access to chief executive officer and has a sufficiency of maintenance funding allocation.

AMC M.A.606(b) Personnel requirements

ED Decision 2015/029/R

1. Dependent upon the size of the organisation, the functions may be subdivided under individual managers or combined in any number of ways.
2. The maintenance organisation should have, dependent upon the extent of approval, an aircraft maintenance manager, a workshop manager all of whom should report to the accountable manager. In small maintenance organisations any manager may also be the accountable manager, and may also be the aircraft maintenance manager or the workshop manager.
3. The aircraft maintenance manager is responsible for ensuring that all maintenance required to be carried out, plus any defect rectification carried out during aircraft maintenance, is carried out to the design and quality standards specified in this Part. The aircraft maintenance manager is also responsible for any corrective action resulting from the [M.A.616](#) organisational review.
4. The workshop manager is responsible for ensuring that all work on aircraft components is carried out to the standards specified in this Part and also responsible for any corrective action resulting from the [M.A.616](#) organisational review.
5. Notwithstanding the example sub-paragraphs 2 - 4 titles, the organisation may adopt any title for the foregoing managerial positions but should identify to the competent authority the titles and persons chosen to carry out these functions.

AMC M.A.606(c) Personnel requirements

ED Decision 2020/002/R

1. All nominated persons should, in the normal way, be expected to satisfy the competent authority that they possess the appropriate experience and qualifications which are listed in paragraphs 2.1 to 2.5 below.
2. All nominated persons should have:
 - 2.1. practical experience and expertise in the application of aviation safety standards and safe maintenance practices;
 - 2.2. comprehensive knowledge of:
 - (a) [Part-M](#) and [Part-ML](#), as applicable, and any associated requirements and procedures;
 - (b) the maintenance organisation manual;
 - 2.3. five years aviation experience of which at least three years should be practical maintenance experience;
 - 2.4. knowledge of the relevant type(s) of aircraft or components maintained. This knowledge may be demonstrated by documented evidence or by an assessment performed by the competent authority. This assessment should be recorded.

Training courses should be as a minimum at a level equivalent to [Part-66 Appendix III](#) Level 1 General Familiarisation, and could be imparted by a [Part-147](#) organisation, by the manufacturer, or by any other organisation accepted by the competent authority.
 - 2.5. knowledge of maintenance standards.

AMC M.A.606(d) Personnel requirements

ED Decision 2015/029/R

1. All staff are subjected to compliance with the organisation's procedures specified in the maintenance organisation manual relevant to their duties.
2. To have sufficient staff means that the approved maintenance organisation employs or contracts staff directly, even on a volunteer basis, for the anticipated maintenance workload.
3. Temporarily sub-contracted means the person is employed by another organisation and contracted by that organisation to the approved maintenance organisation.

AMC M.A.606(e) Personnel requirements

ED Decision 2015/029/R

1. Personnel involved in maintenance should be assessed for competence by 'on the job' evaluation and/or by examination relevant to their particular job role within the organisation before unsupervised work is permitted.
2. Adequate initial and recurrent training should be provided and recorded to ensure continued competence.

AMC M.A.606(f) Personnel requirements

ED Decision 2021/009/R

1. Non-destructive testing means such testing specified by the type certificate holder of the aircraft, engine or propeller in the [M.A.401\(b\)](#) or [ML.A.401\(b\)](#) maintenance data for in service aircraft/aircraft components for the purpose of determining the continued fitness of the product to operate safely.
2. Appropriately qualified means to level 1, 2 or 3 as defined by European Standard EN 4179 dependent upon the non-destructive testing function to be carried out.
3. Notwithstanding the fact that level 3 personnel may be qualified via EN 4179 to establish and authorise methods, techniques, etc., this does not permit such personnel to deviate from methods and techniques published in the maintenance data, unless the maintenance data expressly permits such deviation.
4. Notwithstanding the general references in EN 4179 to a national aerospace NDT board, all examinations should be conducted by personnel or organisations under the general control of such a board. In the absence of a national aerospace NDT board, examinations should be conducted by personnel or organisations under the general control of the NDT board of a Member State designated by the competent authority.
5. Particular non-destructive test means any one or more of the following: dye penetrant, magnetic particle, eddy current, ultrasonic and radiographic methods including X ray and gamma ray.
6. In addition it should be noted that new methods are and will be developed, such as, but not limited to thermography and shearography, which are not specifically addressed by EN 4179. Until such time as an agreed standard is established such methods should be carried out in accordance with the particular equipment manufacturers' recommendations including any training and examination process to ensure competence of the personnel with the process.
7. Any approved maintenance organisation that carries out continued airworthiness non-destructive testing should establish qualification procedures for non-destructive testing.
8. Boroscopy and other techniques such as delamination coin tapping are non-destructive inspections rather than non-destructive testing. Notwithstanding such differentiation, approved maintenance organisation should establish a procedure to ensure that personnel who carry out and interpret such inspections are properly trained and assessed for their competence with the process. Non-destructive inspections, not being considered as non-destructive testing by [M.A. Subpart F](#) are not listed in [Appendix IV to Part-M](#) under class rating D1.
9. The referenced standards, methods, training and procedures should be specified in the maintenance organisation manual.
10. Any such personnel who intend to carry out and/or control a non-destructive test for which they were not qualified prior to the effective date of [Part-M](#) should qualify for such non-destructive test in accordance with EN 4179.

In this context officially recognised standard means those standards established or published by an official body whether having legal personality or not, which are widely recognised by the air transport sector as constituting good practice.

AMC M.A.606(h)(2) Personnel requirements

ED Decision 2015/029/R

1. For the issue of a limited certification authorisation the commander should hold either a valid air transport pilot license (ATPL), or commercial pilots license (CPL). In addition, the limited certification authorisation is subject to the maintenance organisation manual containing procedures to address the following:
 - (a) Completion of adequate airworthiness regulation training.
 - (b) Completion of adequate task training for the specific task on the aircraft. The task training should be of sufficient duration to ensure that the individual has a thorough understanding of the task to be completed and should involve training in the use of associated maintenance data.
 - (c) Completion of the procedural training.

The above procedures should be specified in the maintenance organisation manual and be accepted by the competent authority.
2. Typical tasks that may be certified and/or carried out by the commander holding an ATPL or CPL are minor maintenance or simple checks included in the following list:
 - (a) Replacement of internal lights, filaments and flash tubes.
 - (b) Closing of cowlings and refitment of quick access inspection panels.
 - (c) Role changes, e.g., stretcher fit, dual controls, FLIR, doors, photographic equipment etc.
 - (d) Inspection for and removal of de-icing/anti-icing fluid residues, including removal/closure of panels, cowls or covers that are easily accessible but not requiring the use of special tools.
 - (e) Any check/replacement involving simple techniques consistent with this AMC and as agreed by the competent authority.
3. The authorisation should have a finite life of twelve months subject to satisfactory recurrent training on the applicable aircraft type.

M.A.607 Certifying staff and airworthiness review staff

Regulation (EU) 2019/1383

- (a) In addition to point [M.A.606\(g\)](#), certifying staff can only exercise their privileges, if the organisation has ensured:
 1. that certifying staff can demonstrate that they meet the requirements of point (b) of point [66.A.20](#) of Annex III (Part-66) or, where that Annex so requires, the requirements of the law of the Member State;
 2. that certifying staff have an adequate understanding of the relevant aircraft and/or aircraft component(s) to be maintained together with the associated organisation procedures.

Regulation (EU) 2015/1088

- (b) In the following unforeseen cases, where an aircraft is grounded at a location other than the main base where no appropriate certifying staff is available, the maintenance organisation contracted to provide maintenance support may issue a one-off certification authorisation:
1. to one of its employees holding type qualifications on aircraft of similar technology, construction and systems; or
 2. to any person with not less than three years maintenance experience and holding a valid ICAO aircraft maintenance licence rated for the aircraft type requiring certification provided there is no organisation appropriately approved under this Part at that location and the contracted organisation obtains and holds on file evidence of the experience and the licence of that person.

All such cases must be reported to the competent authority within seven days after issuing such certification authorisation. The approved maintenance organisation issuing the one-off certification authorisation shall ensure that any such maintenance that could affect flight safety is re-checked.

Regulation (EU) 2015/1088

- (c) The approved maintenance organisation shall record all details concerning certifying staff and airworthiness review staff and maintain a current list of all certifying staff and airworthiness review staff together with their scope of approval as part of the organisation's manual pursuant to point M.A.604(a)5.

AMC M.A.607 Certifying staff and airworthiness review staff

ED Decision 2015/029/R

1. Adequate understanding of the relevant aircraft and/or aircraft component(s) to be maintained together with the associated organisation procedures means that the person has received training and has relevant maintenance experience on the product type and associated organisation procedures such that the person understands how the product functions, what are the more common defects with associated consequences.
2. All prospective certifying staff are required to be assessed for competence, qualification and capability related to intended certifying duties. Competence and capability can be assessed by having the person work under the supervision of another certifying person for sufficient time to arrive at a conclusion. Sufficient time could be as little as a few weeks if the person is fully exposed to relevant work. The person need not be assessed against the complete spectrum of intended duties. When the person has been recruited from another approved maintenance organisation and was a certifying person in that organisation then it is reasonable to accept a written confirmation from the previous organisation.
3. The organisation should hold copies of all documents that attest to qualification, and to recent experience.

AMC M.A.607(c) Certifying staff and airworthiness review staff

ED Decision 2020/002/R

1. The following minimum information as applicable should be kept on record in respect of each certifying person:
 - (a) name;
 - (b) date of birth;
 - (c) basic training;
 - (d) type training;
 - (e) recurrent training;
 - (f) specialised training;
 - (g) experience;
 - (h) qualifications relevant to the approval;
 - (i) scope of the authorisation and personal authorisation reference;
 - (j) date of first issue of the authorisation;
 - (k) if appropriate - expiry date of the authorisation.
2. The following minimum information, as applicable, should be kept on record in respect of each airworthiness review person:
 - (a) name;
 - (b) date of birth;
 - (c) certifying staff authorisation;
 - (d) experience as certifying staff on ELA1 aircraft;
 - (e) qualifications relevant to the approval (knowledge of relevant parts of Part-ML and knowledge of the relevant airworthiness review procedures);
 - (f) scope of the airworthiness review authorisation and personal authorisation reference;
 - (g) date of the first issue of the airworthiness review authorisation; and
 - (h) if appropriate, expiry date of the airworthiness review authorisation.
3. Persons authorised to access the system should be maintained at a minimum to ensure that records cannot be altered in an unauthorised manner or that such confidential records become accessible to unauthorised persons.
4. The competent authority should be granted access to the records upon request.

M.A.608 Components, equipment and tools

Regulation (EU) 2018/1142

- (a) The organisation shall:
 1. hold the equipment and tools specified in the maintenance data described in point [M.A.609](#) or verified equivalents as listed in the maintenance organisation manual as necessary for day-to-day maintenance within the scope of the approval; and,

2. demonstrate that it has access to all other equipment and tools used only on an occasional basis.
- (b) Tools and equipment shall be controlled and calibrated to an officially recognised standard. Records of such calibrations and the standard used shall be kept by the organisation.
 - (c) The organisation shall inspect, classify and appropriately segregate all incoming components, standard parts and materials.

AMC M.A.608(a) Components, equipment and tools

ED Decision 2015/029/R

1. Once the applicant for [M.A. Subpart F](#) approval has determined the intended scope of approval for consideration by the competent authority, it will be necessary to show that all tools and equipment as specified in the maintenance data can be made available when needed.
2. All such tools should be clearly identified and listed in a control register including any personal tools and equipment that the organisation agrees can be used.
3. For tools required on an occasional basis, the organisation should ensure that they are controlled in terms of servicing or calibration as required.

AMC M.A.608(b) Components, equipment and tools

ED Decision 2015/029/R

1. The control of these tools and equipment requires that the organisation has a procedure to inspect/service and, where appropriate, calibrate such items on a regular basis and indicate to users that the item is within any inspection or service or calibration time-limit. A clear system of labelling all tooling, equipment and test equipment is therefore necessary giving information on when the next inspection or service or calibration is due and if the item is unserviceable for any other reason where it may not be obvious. A register should be maintained for all the organisation's precision tooling and equipment together with a record of calibrations and standards used.
2. Inspection, service or calibration on a regular basis should be in accordance with the equipment manufacturers' instructions except where the [M.A. Subpart F](#) organisation can show by results that a different time period is appropriate in a particular case.
3. In this context officially recognised standard means those standards established or published by an official body whether having legal personality or not, which are widely recognised by the air transport sector as constituting good practice.

M.A.609 Maintenance data

Regulation (EU) 2019/1383

The approved maintenance organisation shall hold and use applicable current maintenance data specified in point [M.A.401](#) of this Annex or in point [ML.A.401](#) of Annex Vb (Part-ML), as applicable, in the performance of maintenance, including modifications and repairs. However, in the case of customer-provided maintenance data, the organisation shall only hold and use such data when the maintenance work is in progress.

AMC M.A.609 Maintenance Data

ED Decision 2015/029/R

When an organisation uses customer provided maintenance data, the scope of approval indicated in the maintenance organisation manual should be limited to the individual aircraft covered by the contracts signed with those customers unless the organisation also holds its own complete set of maintenance data for that type of aircraft.

M.A.610 Maintenance work orders

Regulation (EU) No 1321/2014

Before the commencement of maintenance a written work order shall be agreed between the organisation and the organisation requesting maintenance to clearly establish the maintenance to be carried out.

AMC M.A.610 Maintenance work orders

ED Decision 2015/029/R

‘A written work order’ may take the form of, but not limited to, the following:

- A formal document or form specifying the work to be carried out. This form may be provided by the continuing airworthiness management organisation managing the aircraft, or by the maintenance organisation undertaking the work, or by the owner/operator himself;
- An entry in the aircraft log book specifying the defect that needs to be corrected.

M.A.611 Maintenance standards

Regulation (EU) 2019/1383

All maintenance shall be carried out in accordance with the requirements of Subpart D, Section A of this Annex or with the requirements of Subpart D, Section A of Annex Vb (Part-ML), as set out in Article 3 paragraph 1.

M.A.612 Aircraft certificate of release to service

Regulation (EU) 2019/1383

Upon completion of all required aircraft maintenance in accordance with this Subpart, an aircraft CRS shall be issued in accordance with point [M.A.801](#) of this Annex or point [ML.A.801](#) of Annex Vb (Part-ML), as set out in Article 3 paragraph 1.

M.A.613 Component certificate of release to service

Regulation (EU) 2019/1383

- (a) Upon completion of all required component maintenance in accordance with this Subpart, a component CRS shall be issued in accordance with point [M.A.802](#) of this Annex or with point [ML.A.802](#) of Annex Vb (Part-ML), as applicable. An EASA Form 1 shall be issued, except for those components maintained in accordance with points (b) or (d) of point [M.A.502](#), for components fabricated in accordance with point (c) of point [M.A.603](#) of this Annex and for components in respect of which point [ML.A.502](#) of Annex Vb (Part-ML) provides otherwise.
- (b) The component CRS document, EASA Form 1, may be generated from a computer system.

AMC M.A.613(a) Component certificate of release to service

ED Decision 2020/002/R

1. An aircraft component which has been maintained off the aircraft requires the issuance of a CRS for such maintenance and another CRS in regard to being installed properly on the aircraft when such action occurs. When an organisation maintains a component for use by the same organisation, an [EASA Form 1](#) may not be necessary depending upon the organisation's internal release procedures defined in the maintenance organisation exposition.
2. In the case of components in storage prior to [Part-145](#), [Part-M](#) and Part-21 and not released on an EASA Form 1 or equivalent in accordance with [M.A.501\(a\)](#) or removed serviceable from a serviceable aircraft which have been withdrawn from service, this paragraph provides additional guidance regarding the conditions under which an EASA Form 1 may be issued.
 - 2.1. An EASA Form 1 may be issued for an aircraft component which has been:
 - Maintained before [Part-145](#), or [Part-M](#) became effective or manufactured before Part-21 became effective.
 - Used on an aircraft and removed in a serviceable condition. Examples include leased and loaned aircraft components.
 - Removed from aircraft which have been withdrawn from service, or from aircraft which have been involved in abnormal occurrences such as accidents, incidents, heavy landings or lightning strikes.
 - Components maintained by an unapproved organisation.
 - 2.2. An appropriately rated [M.A. Subpart F](#) maintenance organisation may issue an EASA Form 1 as detailed in this AMC subparagraph 2.5 to 2.9, as appropriate, in accordance with the procedures detailed in the manual as approved by the competent authority. The appropriately rated [M.A. Subpart F](#) maintenance organisation is responsible for ensuring that all reasonable measures have been taken to ensure that only approved and serviceable aircraft components are issued an EASA Form 1 under this paragraph.
 - 2.3. For the purposes of this paragraph 2 only, 'appropriately rated' means an organisation with an approval class rating for the type of component or for the product in which it may be installed.
 - 2.4. An EASA Form 1 issued in accordance with this paragraph 2 should be issued by signing in block 14b and stating 'Inspected/Tested' in block 11. In addition, block 12 should specify:
 - 2.4.1. when the last maintenance was carried out and by whom;
 - 2.4.2. if the component is unused, when the component was manufactured and by whom with a cross-reference to any original documentation which should be included with the Form;
 - 2.4.3. a list of all ADs, repairs and modifications known to have been incorporated. If no ADs or repairs or modifications are known to be incorporated then this should be so stated;
 - 2.4.4. detail of life used for life-limited parts and time-controlled components being any combination of fatigue, overhaul or storage life;
 - 2.4.5. for any aircraft component having its own maintenance history record, reference to the particular maintenance history record as long as the record contains the

details that would otherwise be required in block 12. The maintenance history record and acceptance test report or statement, if applicable, should be attached to the EASA Form 1.

2.5. New/unused aircraft components

2.5.1. Any unused aircraft component in storage without an EASA Form 1 up to the effective date(s) for Part-21 that was manufactured by an organisation acceptable to the competent authority at the time may be issued an EASA Form 1 by an appropriately rated maintenance organisation approved under [M.A. Subpart F](#). The [EASA Form 1](#) should be issued in accordance with the following subparagraphs which should be included in a procedure within the maintenance organisation manual.

Note 1: It should be understood that the release of a stored but unused aircraft component in accordance with this paragraph represents a maintenance release under [M.A. Subpart F](#) and not a production release under Part-21. It is not intended to bypass the production release procedure agreed by the Member State for parts and subassemblies intended for fitment on the manufacturers own production line.

- (a) An acceptance test report or statement should be available for all used and unused aircraft components that are subject to acceptance testing after manufacturing or maintenance as appropriate.
- (b) The aircraft component should be inspected for compliance with the manufacturer's instructions and limitations for storage and condition including any requirement for limited storage life, inhibitors, controlled climate and special storage containers. In addition, or in the absence of specific storage instructions, the aircraft component should be inspected for damage, corrosion and leakage to ensure good condition.
- (c) The storage life used of any storage life-limited parts should be established.

2.5.2. If it is not possible to establish satisfactory compliance with all applicable conditions specified in subparagraph 2.5.1 (a) to (c) inclusive, the aircraft component should be disassembled by an appropriately rated organisation and subjected to a check for incorporated ADs, repairs and modifications and inspected/tested in accordance with the maintenance data to establish satisfactory condition and, if relevant, all seals, lubricants and life-limited parts replaced. Upon satisfactory completion after reassembly, an EASA Form 1 may be issued stating what was carried out and the reference to the maintenance data included.

2.6. Used aircraft components removed from a serviceable aircraft.

2.6.1. Serviceable aircraft components removed from a Member State registered aircraft may be issued an EASA Form 1 by an appropriately rated organisation subject to compliance with this subparagraph.

- (a) The organisation should ensure that the component was removed from the aircraft by an appropriately qualified person.
- (b) The aircraft component may only be deemed serviceable if the last flight operation with the component fitted revealed no faults on that component or related system.

- (c) The aircraft component should be inspected for satisfactory condition including in particular damage, corrosion or leakage and compliance with any additional maintenance data.
 - (d) The aircraft record should be researched for any unusual events that could affect the serviceability of the aircraft component such as involvement in accidents, incidents, heavy landings or lightning strikes. Under no circumstances may an [EASA Form 1](#) be issued in accordance with this paragraph 2.6 if it is suspected that the aircraft component has been subjected to extremes of stress, temperatures or immersion which could affect its operation.
 - (e) A maintenance history record should be available for all used serialised aircraft components.
 - (f) Compliance with known modifications and repairs should be established.
 - (g) The flight hours/cycles/landings as applicable of any life-limited parts and time-controlled components including time since overhaul should be established.
 - (h) Compliance with known applicable airworthiness directives should be established.
 - (i) Subject to satisfactory compliance with this subparagraph 2.6.1, an EASA Form 1 may be issued and should contain the information as specified in paragraph 2.4 including the aircraft from which the aircraft component was removed.
- 2.6.2. Serviceable aircraft components removed from a non-Member State registered aircraft may only be issued an EASA Form 1 if the components are leased or loaned from the maintenance organisation approved under [M.A. Subpart F](#) who retains control of the airworthiness status of the components. An EASA Form 1 may be issued and should contain the information as specified in paragraph 2.4 including the aircraft from which the aircraft component was removed.
- 2.7. Used aircraft components removed from an aircraft withdrawn from service. Serviceable aircraft components removed from a Member State registered aircraft withdrawn from service may be issued an EASA Form 1 by a maintenance organisation approved under [M.A. Subpart F](#) subject to compliance with this subparagraph.
- (a) Aircraft withdrawn from service are sometimes dismantled for spares. This is considered to be a maintenance activity and should be accomplished under the control of an organisation approved under [M.A. Subpart F](#), employing procedures approved by the competent authority.
 - (b) To be eligible for installation, components removed from such aircraft may be issued with an EASA Form 1 by an appropriately rated organisation following a satisfactory assessment.
 - (c) As a minimum, the assessment will need to satisfy the standards set out in paragraphs 2.5 and 2.6 as appropriate. This should, where known, include the possible need for the alignment of scheduled maintenance that may be necessary to comply with the maintenance programme applicable to the aircraft on which the component is to be installed.

- (d) Irrespective of whether the aircraft holds a certificate of airworthiness or not, the organisation responsible for certifying any removed component should satisfy itself that the manner in which the components were removed and stored are compatible with the standards required by [M.A. Subpart F](#).
 - (e) A structured plan should be formulated to control the aircraft disassembly process. The disassembly is to be carried out by an appropriately rated organisation under the supervision of certifying staff, who will ensure that the aircraft components are removed and documented in a structured manner in accordance with the appropriate maintenance data and disassembly plan.
 - (f) All recorded aircraft defects should be reviewed and the possible effects these may have on both normal and standby functions of removed components are to be considered.
 - (g) Dedicated control documentation is to be used as detailed by the disassembly plan, to facilitate the recording of all maintenance actions and component removals performed during the disassembly process. Components found to be unserviceable are to be identified as such and quarantined pending a decision on the actions to be taken. Records of the maintenance accomplished to establish serviceability are to form part of the component maintenance history.
 - (h) Suitable [M.A. Subpart F](#) facilities for the removal and storage of removed components are to be used which include suitable environmental conditions, lighting, access equipment, aircraft tooling and storage facilities for the work to be undertaken. While it may be acceptable for components to be removed, given local environmental conditions, without the benefit of an enclosed facility subsequent disassembly (if required) and storage of the components should be in accordance with the manufacturer's recommendations.
- 2.8. Used aircraft components maintained by organisations not approved in accordance with M.A [Subpart F](#), [Part-145](#) or Part-CAO.

For used components maintained by a maintenance organisation not approved under [Part-M Subpart F](#) or [Part-145](#), due care should be taken before acceptance of such components. In such cases an appropriately rated maintenance organisation approved under [M.A. Subpart F](#) should establish satisfactory conditions by:

- (a) dismantling the component for sufficient inspection in accordance with the appropriate maintenance data,
- (b) replacing of all life-limited parts and time-controlled components when no satisfactory evidence of life used is available and/or the components are in an unsatisfactory condition,
- (c) reassembling and testing as necessary the component,
- (d) completing all certification requirements as specified in [M.A.613](#).

In the case of used components maintained by an FAA Part-145 repair station (USA) or by TCCA CAR573 approved maintenance organisations (Canada) that does not hold an EASA Part-145 or [M.A. Subpart F](#) approval, the conditions (a) through (d) described above may be replaced by the following conditions:

- (a) availability of an 8130-3 (FAA) or TCCA 24-0078 (TCCA) or an Authorized Release Certificate Form One (TCCA),

- (b) verification of compliance with all applicable airworthiness directives,
- (c) verification that the component does not contain repairs or modifications that have not been approved in accordance with Part-21,
- (d) inspection for satisfactory condition including in particular damage, corrosion or leakage,
- (e) issuance of an EASA Form 1 in compliance with paragraphs 2.2, 2.3 and 2.4.

These alleviated requirements are based on the fact that credit can be taken for their technical capabilities and their competent authority oversight, as attested by the following documents:

- Maintenance Annex Guidance (MAG) between the FAA and EASA,
- Maintenance Annex Guidance (MAG) between the EASA and TCCA.

- 2.9. Used aircraft components removed from an aircraft involved in an accident or incident. Such components should only be issued with an [EASA Form 1](#) when processed in accordance with paragraph 2.7 and a specific work order including all additional necessary tests and inspections made necessary by the accident or incident. Such a work order may require input from the TC holder or original manufacturer as appropriate. This work order should be referenced in block 12.
3. A certificate should not be issued for any component when it is known that the component is unserviceable except in the case of a component undergoing a series of maintenance processes at several approved maintenance organisations and the component needs a certificate for the previous maintenance process carried out for the next approved maintenance organisation to accept the component for subsequent maintenance processes. In such a case, a clear statement of limitation should be endorsed in block.
4. The certificate is to be used for export/import purposes, as well as for domestic purposes, and serves as an official certificate for components from the manufacturer/maintenance organisation to users. It should only be issued by organisations approved by a competent authority or the Agency as applicable within the scope of the approval.

M.A.614 Maintenance and airworthiness review records

Regulation (EU) 2020/270

- (a) The approved maintenance organisation shall record all details of work carried out. Records necessary to prove all requirements have been met for the issue of the certificate of release to service including the subcontractor's release documents and for the issue of any airworthiness review certificate shall be retained.
- (b) The approved maintenance organisation shall provide a copy of each CRS to the aircraft owner or operator, together with a copy of any detailed maintenance records associated with the work carried out and necessary to demonstrate compliance with point [M.A.305](#) of this Annex (Part-M) or [ML.A.305](#) of Annex Vb (Part-ML), as applicable.
- (c) The approved maintenance organisation shall retain a copy of all maintenance records and any associated maintenance data for three years from the date the aircraft or aircraft component to which the work relates was released from the approved maintenance organisation. In addition, it shall retain a copy of all the records related to the issue of airworthiness review certificates for three years from the date of issue and shall provide a copy of them to the owner of the aircraft.

1. The records under this point shall be stored in a manner that ensures protection from damage, alteration, and theft.
2. All computer hardware used to ensure backup shall be stored in a different location from that containing the working data in an environment that ensures they remain in good condition.
3. Where an approved maintenance organisation terminates its operation, all retained maintenance records covering the last three years shall be distributed to the last owner or customer of the respective aircraft or component or shall be stored as specified by the competent authority.

AMC M.A.614(a) Maintenance and airworthiness review records

ED Decision 2020/002/R

1. Properly executed and retained records provide owners, operators and maintenance personnel with information essential in controlling unscheduled and scheduled maintenance, and troubleshooting to eliminate the need for re-inspection and rework to establish airworthiness.
2. The prime objective is to have secure and easily retrievable records with comprehensive and legible contents. The aircraft record should contain basic details of all serialised aircraft components and all other significant aircraft components installed, to ensure traceability to such installed aircraft component documentation, associated maintenance data and data for modifications and repairs.
3. The maintenance record can be either a paper or computer system or any combination of both. The records should remain legible throughout the required retention period.
4. Paper systems should use robust material which can withstand normal handling and filing.
5. Computer systems may be used to control maintenance and/or record details of maintenance work carried out. Computer systems used for maintenance should have at least one backup system which should be updated at least within 24 hours of any maintenance. Each terminal is required to contain programme safeguards against the ability of unauthorised personnel to alter the database.

AMC M.A.614(c) Maintenance and airworthiness review records

ED Decision 2015/029/R

Associated maintenance data is specific information such as repair and modification data. This does not necessarily require the retention of all aircraft maintenance manual, component maintenance manual, parts catalogues etc. issued by the TC holder or STC holder. Maintenance records should refer to the revision status of the data used.

M.A.615 Privileges of the organisation

Regulation (EU) 2019/1383

The maintenance organisation approved in accordance with Subpart F, Section A of this Annex may:

- (a) maintain any aircraft and/or component for which it is approved at the locations specified in the approval certificate and the maintenance organisation manual;
- (b) arrange for the performance of specialised services under the control of the maintenance organisation at another organisation appropriately qualified, as described in the maintenance organisation manual;

- (c) maintain any aircraft or component for which it is approved at any location, where the need of such maintenance arises either from the unserviceability of the aircraft or from the necessity of supporting occasional maintenance and subject to compliance with the conditions specified in the maintenance organisation manual;
- (d) issue certificates of release to service, upon completion of maintenance, in accordance with point [M.A.612](#) or [M.A.613](#) of this Annex;
- (e) if specifically approved to do so for ELA1 aircraft not involved in commercial operations, perform airworthiness reviews and issue the corresponding airworthiness review certificate in accordance with the conditions specified in point [ML.A.903](#) of Annex Vb (Part-ML).

The organisation shall only maintain an aircraft or component for which it is approved when all the necessary facilities, equipment, tooling, material, maintenance data and certifying staff are available.

GM M.A.615 Privileges of the organisation

ED Decision 2015/029/R

[M.A.615](#) states that the organisation shall only maintain an aircraft or component for which it is approved when all the necessary facilities, equipment, tooling, material, maintenance data, and certifying staff are available.

This provision is intended to cover the situation where the larger organisation may temporarily not hold all the necessary tools, equipment, etc. for an aircraft type or variant specified in the organisation's approval. This paragraph means that the competent authority need not amend the approval to delete the aircraft type or variants on the basis that it is a temporary situation and there is a commitment from the organisation to re-acquire tools, equipment, etc. before maintenance on the type may recommence.

GM M.A.615(a) Privileges of the organisation

ED Decision 2015/029/R

[M.A.615\(a\)](#) applies also to facilities which may not be individually approved by the competent authority, such as those described in [AMC M.A.605\(a\)](#) for ELA2 aircraft.

AMC M.A.615(b) Privileges of the organisation

ED Decision 2020/002/R

[M.A.615\(b\)](#) refers to work carried out by another organisation which is not appropriately approved under M.A. Subpart F, [Part-145](#) or Part-CAO to carry out such tasks.

The intent is to permit the acceptance of specialised maintenance services, such as, but not limited to, non-destructive testing, surface treatment, heat-treatment, welding, fabrication of specified parts for minor repairs and modifications, etc., without the need of [Subpart F](#) approval for those tasks.

The requirement that the organisation performing the specialised services must be 'appropriately qualified' means that it should meet an officially recognised standard or, otherwise, it should be acceptable to the competent authority (through the approval of the Maintenance Organisation Manual).

'Under the control of the [Subpart F](#) organisation' means that the Subpart F organisation should investigate the capability of the subcontracted organisation (including qualifications, facilities, equipment and materials) and ensure that such organisation:

- Receives appropriate maintenance instructions and maintenance data for the task to be performed.
- Properly records the maintenance performed in the [Subpart F](#) airworthiness records.
- Notifies the [Subpart F](#) organisation for any deviation or non-conformity, which has arisen during such maintenance.

The CRS may be issued either at the subcontractors or at the organisation facility by authorised certifying staff, and always under the [M.A. Subpart F](#) organisation reference. Such staff would normally come from the [M.A. Subpart F](#) organisation but may otherwise be a person from the subcontractor who meets the [M.A. Subpart F](#) organisation certifying staff standard which itself is approved by the competent authority via the Maintenance Organisation Manual.

Subcontracted specialised services organisations should be listed in the Maintenance Organisation Manual of the Subpart F organisation together with their qualifications, and the associated control procedures.

M.A.616 Organisational review

Regulation (EU) No 1321/2014

To ensure that the approved maintenance organisation continues to meet the requirements of this Subpart, it shall organise, on a regular basis, organisational reviews.

AMC M.A.616 Organisational review

ED Decision 2015/029/R

1. The primary objectives of the organisational review are to enable the approved maintenance organisation to ensure that it can deliver a safe product and that approved maintenance organisation remains in compliance with the requirements.
2. The approved maintenance organisation should identify:
 - 2.1. the person responsible for the organisational review;
 - 2.2. the frequency of the reviews;
 - 2.3. the scope and content of the reviews;
 - 2.4. the persons accomplishing the reviews;
 - 2.5. the procedure for planning, performing and processing review findings; and,
 - 2.6. the procedure for ensuring corrective actions are carried out in the appropriate time frame.
3. The organisation quality system as specified in [Part-145](#) provides an acceptable basic structure for the organisational review system for organisations with more than 10 maintenance staff, dependent upon the complexity of the organisation.
4. [Appendix VIII to AMC M.A.616](#) should be used to manage the organisational reviews.

M.A.617 Changes to the approved maintenance organisation

Regulation (EU) 2015/1088

In order to enable the competent authority to determine continued compliance with this Part, the approved maintenance organisation shall notify it of any proposal to carry out any of the following changes, before such changes take place:

1. the name of the organisation;
2. the location of the organisation;
3. additional locations of the organisation;
4. the accountable manager;
5. any of the persons specified in point [M.A.606\(b\)](#);
6. the facilities, equipment, tools, material, procedures, work scope, certifying staff and airworthiness review staff that could affect the approval.

In the case of proposed changes in personnel not known to the management beforehand, these changes shall be notified at the earliest opportunity.

AMC M.A.617 Changes to the approved maintenance organisation

ED Decision 2015/029/R

The competent authority should be given adequate notification of any proposed changes in order to enable the maintenance organisation to remain approved if agreed by the competent authority during negotiations about any of the specified changes. Without this paragraph the approval would automatically be suspended in all cases.

M.A.618 Continued validity of approval

Regulation (EU) 2021/700

- (a) An approval shall remain valid until 24 March 2022, subject to:
1. the organisation remaining in compliance with this Part, in accordance with the provisions related to the handling of findings as specified under point [M.A.619](#), and;
 2. the competent authority being granted access to the organisation to determine continued compliance with this Part, and;
 3. the approval not being surrendered or revoked;
- (b) Upon surrender or revocation, the approval certificate shall be returned to the competent authority.

M.A.619 Findings

Regulation (EU) 2019/1383

- (a) A level 1 finding is any finding of significant non-compliance with the requirements of this Annex and Annex Vb (Part-ML) which lowers the safety standard and seriously endangers flight safety.
- (b) A level 2 finding is any finding of non-compliance with the requirements of this Annex and Annex Vb (Part-ML) which may lower the safety standard and may endanger flight safety.

- (c) After receipt of notification of findings according to point [M.B.605](#), the holder of the maintenance organisation approval shall define a corrective action plan and demonstrate corrective action to the satisfaction of the competent authority within a period agreed with this authority.

SUBPART G — CONTINUING AIRWORTHINESS MANAGEMENT ORGANISATION

M.A.701 Scope

Regulation (EU) No 1321/2014

This Subpart establishes the requirements to be met by an organisation to qualify for the issue or continuation of an approval for the management of aircraft continuing airworthiness.

M.A.702 Application

Regulation (EU) No 1321/2014

An application for issue or change of a continuing airworthiness management organisation approval shall be made on a form and in a manner established by the competent authority.

AMC M.A.702 Application

ED Decision 2020/002/R

An application should be made on an EASA Form 2 ([Appendix IX to AMC M.A.602 and AMC M.A.702](#)) or equivalent acceptable to the competent authority.

The [EASA Form 2](#) is valid for the application for [M.A. Subpart F](#), Part CAO, Part CAMO, [Part-145](#) and [M.A. Subpart G](#) organisations. Organisations applying for several approvals may do so using a single EASA Form 2.

M.A.703 Extent of approval

Regulation (EU) 2015/1536

- (a) The approval is indicated on a certificate included in Appendix VI issued by the competent authority.
- (b) Notwithstanding point (a), for licenced air carriers in accordance with Regulation (EC) No 1008/2008, the approval shall be part of the air operator certificate issued by the competent authority, for the aircraft operated.
- (c) The scope of work deemed to constitute the approval shall be specified in the continuing airworthiness management exposition in accordance with point [M.A.704](#).

M.A.704 Continuing airworthiness management exposition

Regulation (EU) 2020/270

- (a) The continuing airworthiness management organisation shall provide a continuing airworthiness management exposition containing the following information:
 1. a statement signed by the accountable manager confirming that the organisation will at all times work in accordance with this Annex (Part-M) and Annex Vb (Part-ML), as applicable;
 2. the organisation's scope of work, and;
 3. the title(s) and name(s) of person(s) referred to in points [M.A.706\(a\)](#), [M.A.706\(c\)](#), [M.A.706\(d\)](#) and [M.A.706\(i\)](#), and;

4. an organisation chart showing associated chains of responsibility between all the person(s) referred to in points [M.A.706\(a\)](#), [M.A.706\(c\)](#), [M.A.706\(d\)](#) and [M.A.706\(i\)](#), and;
 5. a list of the airworthiness staff referred to in point [M.A.707](#), specifying, where applicable, the staff authorised to issue permits to fly in accordance with point [M.A.711\(c\)](#), and;
 6. a general description and location of the facilities, and;
 7. the procedures specifying how the organisation ensures compliance with this Annex (Part-M) and Annex Vb (Part-ML), as applicable, and;
 8. the continuing airworthiness management exposition amendment procedures, and;
 9. the list of approved aircraft maintenance programmes, or, for aircraft not used by licenced air carriers in accordance with Regulation (EC) No 1008/2008, the list of ‘generic’ and ‘baseline’ maintenance programmes.
- (b) The continuing airworthiness management exposition and its amendments shall be approved by the competent authority.
- (c) Notwithstanding point (b), minor amendments to the exposition may be approved indirectly through an indirect approval procedure. The indirect approval procedure shall define the minor amendment eligible, be established by the continuing airworthiness management organisation as part of the exposition and be approved by the competent authority responsible for that continuing airworthiness management organisation.

AMC1 M.A.704 Continuing airworthiness management exposition

ED Decision 2020/002/R

1. The purpose of the continuing airworthiness management exposition is to set forth the procedures, means and methods of the CAMO. Compliance with its contents will assure compliance with [Part-M](#) and, as applicable, Part-ML requirements.
2. A continuing airworthiness management exposition should comprise:

Part 0	General organisation
Part 1	Continuing airworthiness procedures
Part 2	Quality system or organisational review (as applicable)
Part 3	Contracted maintenance — management of maintenance (liaison with maintenance organisations)
Part 4	Airworthiness review procedures (if applicable)
3. Personnel should be familiar with those parts of the continuing airworthiness management exposition that are relevant to their tasks.
4. The CAMO should specify in the exposition who is responsible for the amendment of the document. Unless otherwise agreed by the approving competent authority, the person responsible for the management of the quality system or for the organisational review should be responsible for monitoring and amending the continuing airworthiness management exposition, including associated procedure’s manuals, and the submission of proposed amendments to the competent authority. The competent authority may agree to a procedure, and its agreement will be stated in the amendment control section of the continuing airworthiness management exposition defining the class of amendments, which can be

- incorporated without the prior consent of the competent authority ('indirect approval procedure').
5. The CAMO may use electronic data processing (EDP) for the publication of the continuing airworthiness management exposition. The continuing airworthiness management exposition should be made available to the approving competent authority in a form acceptable to the latter. Attention should be paid to the compatibility of the EDP publication systems with the necessary dissemination, both internally and externally, of the continuing airworthiness management exposition.
 6. The continuing airworthiness management exposition should contain information, as applicable, on how the CAMO complies with CDCCL instructions.
 7. [Appendix V to AMC1 M.A.704](#) contains an example of a continuing airworthiness management exposition layout.

AMC2 M.A.704 Continuing airworthiness management exposition

ED Decision 2020/002/R

EXPOSITION LAYOUT FOR A CAMO HOLDING A MAINTENANCE ORGANISATION APPROVAL

1. Where a CAMO is also approved to another Part, the exposition or manual required by the other Part may form the basis of the continuing airworthiness management exposition in a combined document.
2. Example for a combined CAMO and [Part-145](#) organisation:

Part-145	Exposition (see equivalent paragraphs in AMC 145.A.70(a))
Part 0	General organisation
Part 1	Management
Part 2	Maintenance procedures
Part L2	Additional line maintenance procedures
Part 3	Quality system and/or organisational review (as applicable) This chapter should cover the functions specified in M.A.712 'Quality system' and 145.A.65 'Safety and quality system'.
Part 4	Contracts This chapter should include: <ul style="list-style-type: none">– the contracts of the CAMO with the owners/operators as per Appendix I to Part-M or Appendix I to Part-ML;– the CAMO procedures for the management of maintenance and liaison with maintenance organisations.
Part 5	Appendices (sample of documents)
Part 6	Continuing airworthiness management procedures
Part 7	FAA supplement (if applicable)
Part 8	TCCA supplement (if applicable)
Part 9	Airworthiness review procedures (if applicable)

3. Example for a combined CAMO and [M.A. Subpart F](#) organisation:

Part 0 General organisation

Part 1 General

Part 2 Description

Part 3 General procedures

Part 4 Working procedures

This part should contain, among other things, procedures for quality system or organisation review, as applicable.

Part 5 Appendices

Part 6 Continuing airworthiness management procedures

Part 7 Airworthiness review procedures (if applicable)

AMC M.A.704(a)(1) Continuing airworthiness management exposition

ED Decision 2020/002/R

1. Part 0 'General organisation' of the continuing airworthiness management exposition should include a corporate commitment by the CAMO, signed by the accountable manager, confirming that the continuing airworthiness management exposition and any associated manuals define the organisation's compliance with [Part-M](#) and, as applicable, with Part-ML and will be complied with at all times.
2. The accountable manager's exposition statement should embrace the intent of the following paragraph, and in fact this statement may be used without amendment. Any amendment to the statement should not alter its intent:

'This exposition defines the organisation and procedures upon which the competent authority's CAMO approval is based.*

These procedures are approved by the undersigned and should be complied with, as applicable, in order to ensure that all continuing airworthiness tasks are carried out on time to an approved standard.

It is accepted that these procedures do not override the necessity of complying with any new or amended regulation published from time to time where these new or amended regulations are in conflict with these procedures.

It is understood that the competent authority will approve this organisation whilst the competent authority* is satisfied that the procedures are followed and the work standard is maintained. It is understood that the competent authority* reserves the right to suspend, limit or revoke the CAMO approval or the air operator certificate, as applicable, if the competent authority* has evidence that the procedures are not followed and standards not upheld.*

Signed

Dated

Accountable manager and ... (quote position) ...

For and on behalf of ... (quote organisation's name) ...'

Where 'competent authority' is stated, please insert the actual name of the approving competent authority organisation or administration delivering the CAMO approval or the air operator certificate.

3. Whenever the accountable manager is changed, it is important to ensure that the new accountable manager signs the paragraph 2 statement at the earliest opportunity as part of the acceptance by the approving competent authority. Failure to carry out this action invalidates the CAMO approval or the air operator certificate.

M.A.705 Facilities

Regulation (EU) No 1321/2014

The continuing airworthiness management organisation shall provide suitable office accommodation at appropriate locations for the personnel specified in point [M.A.706](#).

AMC M.A.705 Facilities

ED Decision 2015/029/R

Office accommodation should be such that the incumbents, whether they be continuing airworthiness management, planning, technical records or quality staff, can carry out their designated tasks in a manner that contributes to good standards. In the smaller CAMO, the competent authority may agree to these tasks being conducted from one office subject to being satisfied that there is sufficient space and that each task can be carried out without undue disturbance. Office accommodation should also include an adequate technical library and room for document consultation.

M.A.706 Personnel requirements

Regulation (EU) 2020/270

- (a) The organisation shall appoint an accountable manager, who has corporate authority for ensuring that all continuing airworthiness management activities can be financed and carried out in accordance with this Annex (Part-M) and Annex Vb (Part-ML), as applicable.

Regulation (EU) 2015/1536

- (b) For licenced air carriers in accordance with Regulation (EC) No 1008/2008 the accountable manager referred to in point (a) shall be the person who also has corporate authority for ensuring that all the operations of the operator can be financed and carried out to the standard required for the issue of an air operator's certificate.

Regulation (EU) No 2020/270

- (c) A person or group of persons shall be nominated with the responsibility of ensuring that the organisation always complies with the applicable continuing airworthiness management, airworthiness review and permit to fly requirements of this Annex (Part-M) and Annex Vb (Part-ML). Such person(s) shall be ultimately responsible to the accountable manager.

Regulation (EU) 2015/1536

- (d) For licenced air carriers in accordance with Regulation (EC) No 1008/2008, the accountable manager shall designate a nominated post holder. This person shall be responsible for the management and supervision of continuing airworthiness activities, pursuant to point (c).

Regulation (EU) No 1321/2014

- (e) The nominated post holder referred to in point (d) shall not be employed by a [Part-145](#) approved organisation under contract to the operator, unless specifically agreed by the competent authority.

Regulation (EU) No 1321/2014

- (f) The organisation shall have sufficient appropriately qualified staff for the expected work.

Regulation (EU) No 1321/2014

- (g) All point (c) and (d) persons shall be able to show relevant knowledge, background and appropriate experience related to aircraft continuing airworthiness.

Regulation (EU) No 1321/2014

- (h) The qualification of all personnel involved in continuing airworthiness management shall be recorded.

Regulation (EU) 2020/270

- (i) For organisations extending airworthiness review certificates in accordance with points [M.A.711\(a\)\(4\)](#) and [M.A.901](#) of this Annex (Part-M) or point [ML.A.901\(c\)](#) of Annex Vb (Part-ML) as applicable, the organisation shall nominate persons authorised to do so, subject to approval by the competent authority.

Regulation (EU) No 1321/2014

- (j) The organisation shall define and keep updated in the continuing airworthiness management exposition the title(s) and name(s) of person(s) referred to in points [M.A.706\(a\)](#), [M.A.706\(c\)](#), [M.A.706\(d\)](#) and [M.A.706\(i\)](#).

Regulation (EU) 2015/1536

- (k) For complex motor-powered aircraft and for aircraft used by licenced air carriers in accordance with Regulation (EC) No 1008/2008, the organisation shall establish and control the competence of personnel involved in the continuing airworthiness management, airworthiness review and/or quality audits in accordance with a procedure and to a standard agreed by the competent authority.

AMC M.A.706 Personnel requirements

ED Decision 2015/029/R

1. The person or group of persons should represent the continuing airworthiness management structure of the organisation and be responsible for all continuing airworthiness functions. Dependent on the size of the operation and the organisational set-up, the continuing airworthiness functions may be divided under individual managers or combined in nearly any number of ways. However, if a quality system is in place it should be independent from the other functions.
2. The actual number of persons to be employed and their necessary qualifications is dependent upon the tasks to be performed and thus dependent on the size and complexity of the organisation (general aviation aircraft, corporate aircraft, number of aircraft and the aircraft types, complexity of the aircraft and their age and for commercial air transport, route network, line or charter, ETOPS) and the amount and complexity of maintenance contracting. Consequently, the number of persons needed, and their qualifications may differ greatly from one organisation to another and a simple formula covering the whole range of possibilities is not feasible.
3. To enable the competent authority to accept the number of persons and their qualifications, an organisation should make an analysis of the tasks to be performed, the way in which it intends to divide and/or combine these tasks, indicate how it intends to assign responsibilities and establish the number of man/hours and the qualifications needed to perform the tasks. With

significant changes in the aspects relevant to the number and qualifications of persons needed, this analysis should be updated.

4. Nominated person or group of persons should have:
 - 4.1. practical experience and expertise in the application of aviation safety standards and safe operating practices;
 - 4.2. a comprehensive knowledge of:
 - (a) relevant parts of operational requirements and procedures;
 - (b) the AOC holder's operations specifications when applicable;
 - (c) the need for, and content of, the relevant parts of the AOC holder's operations manual when applicable;
 - 4.3. knowledge of quality systems;
 - 4.4. five years relevant work experience of which at least two years should be from the aeronautical industry in an appropriate position;
 - 4.5. a relevant engineering degree or an aircraft maintenance technician qualification with additional education acceptable to the competent authority. 'relevant engineering degree' means an engineering degree from aeronautical, mechanical, electrical, electronic, avionic or other studies relevant to the maintenance and continuing airworthiness of aircraft/aircraft components;

The above recommendation may be replaced by 5 years of experience additional to those already recommended by paragraph 4.4 above. These 5 years should cover an appropriate combination of experience in tasks related to aircraft maintenance and/or continuing airworthiness management and/or surveillance of such tasks;
 - 4.6. thorough knowledge with the organisation's continuing airworthiness management exposition;
 - 4.7. knowledge of a relevant sample of the type(s) of aircraft gained through a formalised training course. These courses should be at least at a level equivalent to [Part-66 Appendix III](#) Level 1 General Familiarisation and could be imparted by a [Part-147](#) organisation, by the manufacturer, or by any other organisation accepted by the competent authority.

'Relevant sample' means that these courses should cover typical systems embodied in those aircraft being within the scope of approval.

For all balloons and any other aircraft of 2 730 kg MTOM and below the formalised training courses may be replaced by demonstration of knowledge. This knowledge may be demonstrated by documented evidence or by an assessment performed by the competent authority. This assessment should be recorded.
 - 4.8. knowledge of maintenance methods.
 - 4.9. knowledge of applicable regulations.

AMC M.A.706(a) Personnel requirements

ED Decision 2015/029/R

Accountable manager is normally intended to mean the chief executive officer of the CAMO, who by virtue of position has overall (including in particular financial) responsibility for running the organisation. The accountable manager may be the accountable manager for more than one organisation and is not required to be knowledgeable on technical matters. When the accountable manager is not the chief executive officer, the competent authority will need to be assured that such an accountable manager has direct access to the chief executive officer and has a sufficiency of continuing airworthiness funding allocation.

AMC M.A.706(e) Personnel requirements

ED Decision 2015/029/R

1. The competent authority of the operator should only accept that the nominated post holder be employed by the organisation approved under [Part-145](#) when it is manifest that he/she is the only available competent person in a position to exercise this function, within a practical working distance from the operator's offices.
2. This paragraph only applies to contracted maintenance and therefore does not affect situations where the organisation approved under [Part-145](#) and the operator are the same organisation.

AMC M.A.706(f) Personnel requirements

ED Decision 2020/002/R

Additional training in fuel tank safety as well as associated inspection standards and maintenance procedures should be required of CAMO technical personnel, especially the staff involved with the management of CDCCL, Service Bulletin assessment, work planning and maintenance programme management. EASA guidance is provided for training to CAMO personnel in [Appendix XII to AMC M.A.706\(f\)](#) and [AMC1 M.B.102\(c\)](#).

AMC M.A.706(i) Personnel requirements

ED Decision 2020/002/R

The approval by the competent authority of the exposition, containing in [M.A.704\(a\)3](#) the list of [M.A.706\(i\)](#) personnel, constitutes their formal acceptance by the competent authority and also their formal authorisation by the organisation.

Airworthiness review staff are automatically recognised as persons with authority to extend an airworthiness review certificate in accordance with [M.A.711\(a\)4](#) and [M.A.901\(f\)](#) or [ML.A.901\(c\)](#) as applicable.

AMC M.A.706(k) Personnel requirements

ED Decision 2015/029/R

Adequate initial and recurrent training should be provided and recorded to ensure continued competence.

M.A.707 Airworthiness review staff

Regulation (EU) 2020/270

(a) To be approved to carry out airworthiness reviews and, if applicable, to issue permits to fly, an approved continuing airworthiness management organisation shall have appropriate airworthiness review staff to issue airworthiness review certificates or recommendations referred to in Section A, Subpart I of Annex I (Part-M) or in Section A, Subpart I of Annex Vb (Part-ML) and, if applicable, to issue a permit to fly in accordance with point [M.A.711\(c\)](#):

1. For aircraft used by licenced air carriers in accordance with Regulation (EC) No 1008/2008, and aircraft above 2 730 kg MTOM, except balloons, these staff shall have acquired:

- (a) at least 5 years' experience in continuing airworthiness, and;
- (b) an appropriate license in compliance with Annex III (Part-66) or an aeronautical degree or a national equivalent, and;
- (c) formal aeronautical maintenance training, and;
- (d) a position within the approved organisation with appropriate responsibilities.
- (e) Notwithstanding points (a) to (d), the requirement laid down in point [M.A.707\(a\)1\(b\)](#) may be replaced by 5 years of experience in continuing airworthiness additional to those already required by point [M.A.707\(a\)1\(a\)](#).

2. For aircraft not used by licenced air carriers in accordance with Regulation (EC) No 1008/2008 of 2 730 kg MTOM and below, and balloons, these staff shall have acquired:

- (a) at least 3 years' experience in continuing airworthiness, and;
- (b) an appropriate license in compliance with [Annex III \(Part-66\)](#) or an aeronautical degree or a national equivalent, and;
- (c) appropriate aeronautical maintenance training, and;
- (d) a position within the approved organisation with appropriate responsibilities;
- (e) Notwithstanding points (a) to (d), the requirement laid down in point [M.A.707\(a\)2\(b\)](#) may be replaced by 4 years of experience in continuing airworthiness additional to those already required by point [M.A.707\(a\)2\(a\)](#).

Regulation (EU) 2015/1088

(b) Airworthiness review staff nominated by the approved continuing airworthiness organisation can only be issued an authorisation by the approved continuing airworthiness organisation when formally accepted by the competent authority after satisfactory completion of an airworthiness review under the supervision of the competent authority or under the supervision of the organisation's airworthiness review staff in accordance with a procedure approved by the competent authority.

Regulation (EU) No 1321/2014

(c) The organisation shall ensure that aircraft airworthiness review staff can demonstrate appropriate recent continuing airworthiness management experience.

Regulation (EU) No 1321/2014

- (d) Airworthiness review staff shall be identified by listing each person in the continuing airworthiness management exposition together with their airworthiness review authorisation reference.

Regulation (EU) No 1321/2014

- (e) The organisation shall maintain a record of all airworthiness review staff, which shall include details of any appropriate qualification held together with a summary of relevant continuing airworthiness management experience and training and a copy of the authorisation. This record shall be retained until two years after the airworthiness review staff have left the organisation.

AMC M.A.707(a) Airworthiness review staff

ED Decision 2020/002/R

1. Airworthiness review staff are only required if the CAMO wants to be granted [M.A.711\(b\)](#) airworthiness review and, if applicable, [M.A.711\(c\)](#) permit to fly privileges.
2. 'experience in continuing airworthiness' means any appropriate combination of experience in tasks related to aircraft maintenance and/or continuing airworthiness management and/or surveillance of such tasks.
3. A person qualified to the [AMC M.A.706](#) subparagraph 4.5 should be considered as holding the equivalent to an aeronautical degree.
4. An appropriate licence in compliance with [Annex III \(Part-66\)](#) is any one of the following:
 - a category B1 licence in the subcategory of the aircraft reviewed, or
 - a category B2 or C licence, or
 - in the case of piston-engine non-pressurised aeroplanes of 2 000 kg MTOM and below, a category B3 licence,
 - in the case of sailplanes, powered sailplanes, ELA1 aeroplanes, balloons and airships, a category L licence in the appropriate subcategory.

It is not necessary to satisfy the experience requirements of Annex III ([Part-66](#)) at the time of the review.

5. To hold a position with appropriate responsibilities means the airworthiness review staff should have a position in the organisation independent from the airworthiness management process or with overall authority on the airworthiness management process of complete aircraft.

Independence from the airworthiness management process may be achieved, among other ways, by:

- Being authorised to perform airworthiness reviews only on aircraft for which the person has not participated in their management. For example, performing airworthiness reviews on a specific model line, while being involved in the airworthiness management of a different model line.
- [M.A. Subpart G](#) organisations with [Part-145/M.A. Subpart F](#)/Part-CAO approval, may nominate maintenance personnel from their [Part-145/M.A. Subpart F](#)/Part-CAO organisation as airworthiness review staff, as long as they are not involved in the airworthiness management of the aircraft. These personnel should not have been involved in the release to service of that particular aircraft (other than maintenance tasks)

performed during the physical survey of the aircraft or performed as a result of findings discovered during such physical survey) to avoid possible conflict of interests.

- Nominating as airworthiness review staff personnel from the quality department of the CAMO.

Overall authority on the airworthiness management process of complete aircraft may be achieved, among other ways, by:

- Nominating as airworthiness review staff the accountable manager or the nominated postholder.
- Being authorised to perform airworthiness reviews only on those particular aircraft for which the person is responsible for the complete continuing airworthiness management process.
- In the case of one-man organisations, this person has always overall authority. This means that this person can be nominated as airworthiness review staff.

AMC M.A.707(a)(1) Airworthiness review staff

ED Decision 2016/011/R

For all aircraft used by air carriers licensed in accordance with Regulation (EC) No 1008/2008 and for any other aircraft, other than balloons, above 2 730 kg MTOM, formal aeronautical maintenance training means training (internal or external) supported by evidence on the following subjects:

- Relevant parts of initial and continuing airworthiness regulations.
- Relevant parts of operational requirements and procedures, if applicable.
- The organisation's continuing airworthiness management exposition.
- Knowledge of a relevant sample of the type(s) of aircraft gained through a formalised training course. These courses should be at least at a level equivalent to [Part-66 Appendix III](#) Level 1 General Familiarisation and could be imparted by a [Part-147](#) organisation, by the manufacturer, or by any other organisation accepted by the competent authority.

'Relevant sample' means that these courses should cover typical systems embodied in those aircraft being within the scope of approval
- Maintenance methods.

AMC M.A.707(a)(2) Airworthiness review staff

ED Decision 2016/011/R

For all balloons and any other aircraft of 2 730 Kg MTOM and below, not used by air carriers licensed in accordance with Regulation (EC) No 1008/2008:

1. 'experience in continuing airworthiness' can be full-time or part-time, either as professional or on a voluntary basis.
2. Appropriate aeronautical maintenance training means demonstrated knowledge of the following subjects:
 - Relevant parts of initial and continuing airworthiness regulations.
 - Relevant parts of operational requirements and procedures, if applicable.

- The organisation’s continuing airworthiness management exposition.
- Knowledge of a relevant sample of the type(s) of aircraft gained through training and/or work experience. Such knowledge should be at least at a level equivalent to [Part-66 Appendix III](#) Level 1 General Familiarisation and could be imparted by a [Part-147](#) organisation, by the manufacturer, or by any other organisation accepted by the competent authority.
- ‘Relevant sample’ means that these courses should cover typical systems embodied in those aircraft being within the scope of approval.
- Maintenance methods.

This knowledge may be demonstrated by documented evidence or by an assessment performed by the competent authority or by other airworthiness review staff already authorised within the organisation in accordance with approved procedures. This assessment should be recorded.

AMC M.A.707(b) Airworthiness review staff

ED Decision 2015/029/R

The formal acceptance by the competent authority of the airworthiness review staff is granted through the corresponding [EASA Form 4](#).

If the airworthiness review is performed under the supervision of existing airworthiness review staff, evidence should be provided to the competent authority together with [EASA Form 4](#). If satisfied, the competent authority will issue the formal acceptance through [EASA Form 4](#).

Once the airworthiness review staff has been accepted by the competent authority, the inclusion of their name in the exposition (refer to [M.A.704\(a\)5](#)) constitutes the formal authorisation by the organisation.

AMC M.A.707(c) Airworthiness review staff

ED Decision 2015/029/R

In order to keep the validity of the airworthiness review staff authorisation, the airworthiness review staff should have either:

- been involved in continuing airworthiness management activities for at least six months in every two year period, or
- conducted at least one airworthiness review in the last twelve month period.

In order to restore the validity of the authorisation, the airworthiness review staff should conduct at a satisfactory level an airworthiness review under the supervision of the competent authority or, if accepted by the competent authority, under the supervision of another currently valid authorised airworthiness review staff of the concerned continuing airworthiness management organisation in accordance with an approved procedure.

AMC M.A.707(e) Airworthiness review staff

ED Decision 2015/029/R

The minimum content of the airworthiness review staff record should be:

- Name,
- Date of Birth,
- Basic Education,
- Experience,
- Aeronautical Degree and/or [Part-66](#) qualification and/or nationally-recognised maintenance personnel qualification,
- Initial Training received,
- Type of Training received,
- Continuation Training received,
- Experience in continuing airworthiness and within the organisation,
- Responsibilities of current role in the organisation,
- Copy of the authorisation.

M.A.708 Continuing airworthiness management

Regulation (EU) 2020/270

- (a) The organisation shall ensure that all continuing airworthiness management is carried out in accordance with Section A, Subpart C of this Annex (Part-M), and Section A, Subpart C of Annex Vb (Part-ML), as applicable.
- (b) For every aircraft managed, the approved continuing airworthiness management organisation shall:
1. ensure that an aircraft maintenance programme including any applicable reliability programme, as required by point [M.A.302](#) of this Annex (Part-M) or [ML.A.302](#) of Annex Vb (Part-ML), as applicable, is developed and controlled,
 2. for aircraft not used by air carriers licensed in accordance with Regulation (EC) No 1008/2008, provide a copy of the aircraft maintenance programme to the owner or operator responsible in accordance with point [M.A.201](#) of this Annex (Part-M) or [ML.A.201](#) of Annex Vb (Part-ML), as applicable,
 3. manage the approval of modification and repairs,
 4. ensure that all maintenance is carried out in accordance with the approved maintenance programme and released in accordance with Section A, Subpart H of this Annex (Part-M) or Section A, Subpart H of Annex Vb (Part-ML), as applicable,
 5. ensure that all applicable airworthiness directives and operational directives with a continuing airworthiness impact, are applied,
 6. ensure that all defects discovered during scheduled maintenance or reported are corrected by an appropriately approved maintenance organisation,
 7. ensure that the aircraft is taken to an appropriately approved maintenance organisation whenever necessary,

8. coordinate scheduled maintenance, the application of airworthiness directives, the replacement of service life limited parts, and component inspection to ensure the work is carried out properly,
 9. manage and archive all continuing airworthiness records and/or operator's technical log.
 10. ensure that the mass and balance statement reflects the current status of the aircraft.
- (c) In the case of complex motor-powered aircraft or aircraft used for CAT, or aircraft used for commercial specialised operations or commercial ATO or commercial DTO operations, when the CAMO is not appropriately approved in accordance with Annex II (Part-145) or Subpart F of this Annex (Part-M) or Annex Vd (Part-CAO), the organisation shall, in consultation with the operator, establish a written maintenance contract with an organisation approved in accordance with Annex II (Part-145) or Subpart F of this Annex (Part-M) or Annex Vd (Part-CAO) or with another operator, detailing the functions specified under points [M.A.301\(b\)](#), M.A.301(c), M.A.301(f) and M.A.301(g) of this Annex (Part-M), or points [M.L.A.301\(b\)](#) to (e) of Annex Vb (Part-ML), ensuring that all maintenance is ultimately carried out by a maintenance organisation approved in accordance with Annex II (Part-145) or Subpart F of this Annex (Part-M) or Annex Vd (Part-CAO) and defining the support of the quality functions referred to in point [M.A.712\(b\)](#) of this Annex (Part-M).
- (d) Notwithstanding point (c), the contract may be in the form of individual work orders addressed to the maintenance organisation approved in accordance with Annex II (Part-145) or Subpart F of this Annex (Part-M) or Annex Vd (Part-CAO) in the case of:
1. an aircraft requiring unscheduled line maintenance;
 2. component maintenance, including engine maintenance.

GM M.A.708 Continuing airworthiness management

ED Decision 2016/011/R

The CAMO should have adequate knowledge of the design status (type specification, customer options, airworthiness directives (ADs), airworthiness limitations contained in the aircraft instructions for continuing airworthiness, modifications, major repairs, operational equipment) and of the required and performed maintenance. The status of aircraft design and maintenance should be adequately documented to support the performance of the quality system.

For CS-25 aeroplanes, adequate knowledge of the airworthiness limitations should cover those contained in CS-25 Book 1, Appendix H, paragraph H25.4 and fuel tank system airworthiness limitations including critical design configuration control limitations (CDCCL).

AMC M.A.708(b)3 Continuing Airworthiness Management

ED Decision 2015/029/R

When managing the approval of modifications or repairs the organisation should ensure that Critical Design Configuration Control Limitations are taken into account.

GM M.A.708(b)4 Continuing airworthiness management

ED Decision 2016/011/R

This requirement means that the CAMO is responsible for determining what maintenance is required, when it has to be performed, by whom and to what standard in order to ensure the continued airworthiness of the aircraft.

AMC1 M.A.708(c) Continuing airworthiness management

ED Decision 2020/002/R

1. In case of complex motor-powered aircraft, aircraft used for CAT operations, aircraft used for commercial specialised operations and aircraft used by commercial ATO, the provisions of [M.A.201](#) establish that a CAMO is required. This CAMO is in charge of the continuing airworthiness management and this includes the tasks specified in [M.A.301](#) points (2), (3), (5) and (6). If the CAMO does not hold the appropriate maintenance organisation approval, then the CAMO should conclude a contract with the appropriate organisation(s).
2. The CAMO bears the responsibility for the airworthy condition of the aircraft for which it performs the continuing airworthiness management. Thus, it should be satisfied before the intended flight that all required maintenance has been properly carried out.
3. The CAMO should agree with the operator on the process to select a maintenance organisation before concluding any contract with a maintenance organisation.
4. The fact that the CAMO has contracted a maintenance organisation approved under [Subpart F](#) or [Part-145](#) should not prevent it from checking at the maintenance facilities on any aspect of the contracted work to fulfil its responsibility for the airworthiness of the aircraft.
5. The contract between the CAMO and the maintenance organisation(s) should specify in detail the responsibilities and the work to be performed by each party.
6. Both the specification of work and the assignment of responsibilities should be clear, unambiguous and sufficiently detailed to ensure that no misunderstanding arises between the parties concerned that could result in a situation where work that has an effect on the airworthiness or serviceability of aircraft is not or will not be properly performed.
7. Special attention should be paid to procedures and responsibilities to ensure that all maintenance work is performed, service bulletins are analysed and decisions are taken on their accomplishment, airworthiness directives are accomplished on time and that all work, including non-mandatory modifications, is carried out to approved data and to the latest standards.
8. [Appendix XI to this AMC](#) gives further details on the subject.

AMC2 M.A.708(c) Continuing airworthiness management

ED Decision 2016/011/R

MAINTENANCE CONTRACT WITH ANOTHER CAMO/OPERATOR

1. The purpose of [M.A.708\(c\)](#) is to ensure that all maintenance is carried out by an appropriately approved maintenance organisation. It is possible to contract another operator/CAMO (secondary operator/CAMO) that does not hold a maintenance organisation approval when it proves that such a contract is in the interest of the CAMO by simplifying the management of its maintenance, and the CAMO keeps an appropriate control of it. In this case the continuing airworthiness management exposition should include appropriate procedures to ensure that all maintenance is ultimately carried out on time by approved maintenance organisations in accordance with the CAMO's data. In particular, the quality system procedures should place great emphasis on monitoring compliance with the above. The list of approved maintenance organisations, or a reference to this list, should be included in the CAMO's continuing airworthiness management exposition.

2. This contract should not preclude the CAMO from ensuring that all maintenance is performed by appropriately approved organisations which comply with the [M.A.201](#) continuing airworthiness responsibility requirements. Typical examples of such arrangements are the following:
- Component maintenance:

The CAMO may find it more appropriate to have a primary contractor (the secondary operator/CAMO) dispatching the components to appropriately approved organisations rather than sending themselves different types of components to various maintenance organisations approved under [Part-145](#). The benefit for the CAMO is that the management of maintenance is simplified by having a single point of contact for component maintenance. The CAMO remains responsible for ensuring that all maintenance is performed by maintenance organisations approved under [Part-145](#) and in accordance with the approved standards.
 - Aircraft, engine and component maintenance:

The CAMO may wish to have a maintenance contract with a secondary operator/CAMO not approved under Part-145 for the same type of aircraft. A typical case is that of a dry-leased aeroplane between operators where the parties, for consistency or continuity reasons (especially for short-term lease agreements), find it appropriate to keep the aeroplane under the current maintenance arrangement. Where this arrangement involves various Part-145 approved contractors, it might be more manageable for the lessee CAMO to have a single maintenance contract with the lessor operator/CAMO. Whatever type of acceptable maintenance contract is concluded, the CAMO is required to exercise the same level of control on contracted maintenance, particularly through the [M.A.706\(c\)](#) continuing airworthiness management group of persons and quality system as referred to in [M.A.712](#).

GM M.A.708(c) Continuing airworthiness management

ED Decision 2016/011/R

For line maintenance, the actual layout of the IATA Standard Ground Handling Agreement may be used as a basis, but this does not preclude the CAMO from ensuring that the content of the contract is acceptable and especially that the contract allows the CAMO to properly exercise its maintenance responsibility. Those parts of the contract that have no effect on the technical or operational aspects of airworthiness are outside the scope of this paragraph.

AMC M.A.708(d) Continuing airworthiness management

ED Decision 2016/011/R

The intent of this paragraph is that maintenance contracts are not necessary when the continuing airworthiness management exposition specifies that the relevant maintenance activity may be ordered through one-time work orders. This includes unscheduled line maintenance and may also include component maintenance up to engines, as long as the maintenance is manageable through work orders, both in terms of volume and complexity. It should be noted that this paragraph implies that even where base maintenance is ordered on a case-by-case basis, there should be a written maintenance contract.

M.A.709 Documentation

Regulation (EU) 2020/270

- (a) The approved continuing airworthiness management organisation shall hold and use applicable current maintenance data in accordance with point [M.A.401](#) of this Annex (Part-M) or point [ML.A.401](#) of Annex Vb (Part-ML), as applicable, for the performance of continuing airworthiness tasks referred to in point [M.A.708](#) of this Annex (Part-M). That data may be provided by the owner or the operator, subject to an appropriate contract being established with such an owner or operator. In such case, the continuing airworthiness management organisation only needs to keep such data for the duration of the contract, except when required by point [M.A.714](#) of this Annex (Part-M).
- (b) For aircraft not used by licenced air carriers in accordance with Regulation (EC) No 1008/2008, the approved continuing airworthiness management organisation may develop ‘baseline’ or ‘generic’ maintenance programmes, or both, in order to allow for the initial approval or the extension of the scope of an approval, without having the contracts referred to in Appendix I to this Annex (Part-M) or Appendix I to Annex Vb (Part-ML), as applicable. Those ‘baseline’ and ‘generic’ maintenance programmes however do not preclude the need to establish an adequate Aircraft Maintenance Programme in compliance with point [M.A.302](#) of this Annex (Part-M) or [ML.A.302](#) of Annex Vb (Part-ML), as applicable, in due time before exercising the privileges referred to in point [M.A.711](#) of this Annex (Part-M).

AMC M.A.709 Documentation

ED Decision 2016/011/R

When using maintenance data provided by the customer, the CAMO is responsible for ensuring that this data is current. As a consequence, it should establish appropriate procedures or provisions in the contract with the customer.

The sentence ‘..., except when required by point [M.A.714](#)’, means, in particular, the need to keep a copy of the customer data which was used to perform continuing airworthiness activities during the contract period.

‘Baseline’ maintenance programme: it is a maintenance programme developed for a particular aircraft type following, where applicable, the maintenance review board (MRB) report, the type certificate holder’s maintenance planning document (MPD), the relevant chapters of the maintenance manual or any other maintenance data containing information on scheduling.

‘Generic’ maintenance programme: it is a maintenance programme developed to cover a group of similar types of aircraft. These programmes should be based on the same type of instructions as the baseline maintenance programme. Examples of ‘generic’ maintenance programmes could be Cessna 100 Series (covering Cessna 150, 172, 177, etc.).

‘Baseline’ and ‘generic’ maintenance programmes are not applicable to a particular aircraft registration mark, but to an aircraft type or group of types, and should be available to the competent authority prior to the initial approval and prior to the extension of the scope of an existing organisation approval. The intent is that the competent authority is aware of the scope and complexity of tasks that will be managed before granting an organisation approval or change of approval.

After this initial approval, when an owner/operator is contracted, the baseline or generic maintenance programme, as applicable, may be used to establish the [M.A.302](#) aircraft maintenance programme, incorporating the additional maintenance tasks and indicating those which are not applicable to a particular aircraft registration mark. This may be achieved by adding an Annex to the baseline/generic

maintenance programme for each aircraft registration, specifying which tasks are added and which are not applicable. This will result in an aircraft maintenance programme specific for each customer.

However, this does not mean that this adaptation must be performed for each contracted aircraft registration. The reason is that the customer may already have an approved aircraft maintenance programme, which in that case should be used by the continuing airworthiness management organisation to manage the continuing airworthiness of such aircraft.

Continuing airworthiness management organisations may seek authorisation for indirect approval in order to amend the aircraft maintenance programme mentioned above in accordance with [M.A.302\(c\)](#). The indirect approval procedure should include provisions to notify to the competent authority that an aircraft maintenance programme specific for a customer has been created. The reason is that, according to [M.A.704\(a\)9](#), for aircraft not used by air carriers licensed in accordance with Regulation (EC) No 1008/2008, the Continuing Airworthiness Management Exposition (CAME) only needs to include the reference to the baseline/generic maintenance programme.

GM M.A.709 Documentation

ED Decision 2015/029/R

Paragraph [M.A.709\(a\)](#) refers to continuing airworthiness tasks referred to in [M.A.708](#). As a consequence, this covers continuing airworthiness management tasks but not airworthiness reviews.

Airworthiness review requirements are established in [M.A.710](#) and the requirements for the corresponding record retention are contained in [M.A.714](#).

M.A.710 Airworthiness review

Regulation (EU) 2020/270

When the organisation approved in accordance with point [M.A.711\(b\)](#) of this Annex (Part-M) performs airworthiness reviews, they shall be performed in accordance with point [M.A.901](#) of this Annex (Part-M) or point [ML.A.903](#) of Annex Vb (Part-ML), as applicable.

GM M.A.710 Airworthiness review

ED Decision 2020/002/R

Responsibilities of airworthiness review staff:

The following is a summary of the requirements contained in [M.A.710](#) as well as the associated AMCs and Appendices, in relation to the responsibilities of the airworthiness review staff:

- Airworthiness review staff are responsible for performing both the documental and the physical survey.
- Procedures must be established by the CAMO in order to perform the airworthiness review, including the depth of samplings (refer to [Appendix V to AMC1 M.A.704](#), paragraphs 4.2 and 4.3).
- Procedures must make very clear that the final word about the depth of the inspections (both documental and physical) belongs to the airworthiness review staff, who can go beyond the depth contained in the CAME if they find it necessary. At the end, it is the responsibility of the airworthiness review staff to be satisfied that the aircraft complies with [Part-M](#) or Part-ML, as applicable, and is airworthy, and the organisation must ensure that no pressure or restrictions are imposed on the airworthiness review staff when performing their duty.

- A compliance report must be produced by the airworthiness review staff, detailing all items checked and the outcome of the review.
- Airworthiness review staff are responsible for the items checked during the airworthiness review. However, they do not take over the responsibilities of the CAMO, [Part-145](#), DOA, POA or any other organisations, not being responsible for problems not detected during the airworthiness review or for the possibility that the approved or declared maintenance programme may not include certain recommendations from the Design Approval Holder. Obviously, if the airworthiness review staff are not independent of the airworthiness management process and were nominated on the basis of the option of having overall authority on such a process, they will be responsible for the full continuing airworthiness of such aircraft. Nevertheless, this responsibility will be a consequence of their position related to [M.A.706](#) and not of their position as airworthiness review staff ([M.A.707](#)).
- The issuance of the airworthiness review certificate (ARC) by the airworthiness review staff only certifies that the aircraft is considered airworthy in relation to the scope of the airworthiness review performed and the fact that the airworthiness review staff are not aware of instances of non-compliance which endanger flight safety. Furthermore, it only certifies that the aircraft is considered airworthy at the time of the review.

It is the responsibility of the owner or contracted CAMO to ensure that the aircraft is fully airworthy at any time.

M.A.711 Privileges of the organisation

Regulation (EU) 2020/270

- (a) A continuing airworthiness management organisation approved in accordance with [Section A, Subpart G](#) of this [Annex \(Part-M\)](#) may:
1. manage the continuing airworthiness of aircraft, except those used by licenced air carriers in accordance with Regulation (EC) No 1008/2008, as listed on the approval certificate;
 2. manage the continuing airworthiness of aircraft used by licenced air carriers in accordance with Regulation (EC) No 1008/2008, when listed both on its approval certificate and on its Air Operator Certificate (AOC);
 3. arrange to carry out limited continuing airworthiness tasks with any contracted organisation, working under its quality system, as listed on the approval certificate;
 4. extend, under the conditions set out in point [M.A.901\(f\)](#) of this Annex (Part-M) or [ML.A.901\(c\)](#) of Annex Vb (Part-ML), as applicable, an airworthiness review certificate that has been issued by the competent authority or by another organisation or person, as applicable;
 5. Approve the AMP, in accordance with point (b)(2) of point [ML.A.302](#), for aircraft managed in accordance with Annex Vb (Part-ML).
- (b) An approved continuing airworthiness management organisation registered in one of the Member States may, additionally, be approved to carry out airworthiness reviews referred to in point [M.A.710](#) and:
1. issue the related airworthiness review certificate and extend it in due time under the conditions set out in points [M.A.901\(c\)\(2\)](#) or [M.A.901\(e\)\(2\)](#) of this Annex (Part-M) or point [ML.A.901\(c\)](#) of Annex Vb (Part-ML), as applicable; and,

2. issue a recommendation for the airworthiness review to the competent authority of the Member State of registry.
- (c) A continuing airworthiness management organisation whose approval includes the privileges referred to in point [M.A.711\(b\)](#) may additionally be approved to issue a permit to fly in accordance with point 21.A.711(d) of Annex I (Part-21) to Regulation (EU) No 748/2012 for the particular aircraft for which the organisation is approved to issue the airworthiness review certificate, when the continuing airworthiness management organisation is attesting conformity with approved flight conditions, subject to an adequate approved procedure in the exposition referred to in point [M.A.704](#).

AMC M.A.711(a)(3) Privileges of the organisation

ED Decision 2016/011/R

SUBCONTRACTING OF CONTINUING AIRWORTHINESS TASKS

1. The CAMO may subcontract certain continuing airworthiness management tasks to qualified persons or organisations. The subcontracted person or organisation performs the continuing airworthiness management tasks as an integral part of the CAMO's continuing airworthiness management system, irrespective of any other approval held by the subcontracted person or organisation (including CAMO or [Part-145](#) approval).
2. The CAMO remains accountable for the satisfactory completion of the continuing airworthiness management tasks irrespective of any contract that may be established.
3. In order to fulfil this responsibility, the CAMO should be satisfied that the actions taken by the subcontracted person or organisation meet the standards required by [Subpart G](#). Therefore, the CAMO management of such activities should be accomplished:
 - (a) by active control through direct involvement, and/or
 - (b) by endorsing the recommendations made by the subcontracted person or organisation.
4. In order to retain ultimate responsibility, the CAMO should limit subcontracted tasks to the activities specified below:
 - (a) airworthiness directive analysis and planning;
 - (b) service bulletin analysis;
 - (c) planning of maintenance;
 - (d) reliability monitoring, engine health monitoring;
 - (e) maintenance programme development and amendments;
 - (f) any other activities, which do not limit the CAMO responsibilities, as agreed by the competent authority.
5. The CAMO's controls associated with subcontracted continuing airworthiness management tasks should be reflected in the associated contract and be in accordance with the CAMO policy and procedures defined in the continuing airworthiness management exposition. When such tasks are subcontracted, the continuing airworthiness management system is considered to be extended to the subcontracted persons or organisations.
6. With the exception of engines and auxiliary power units, contracts would normally be limited to one organisation per aircraft type for any combination of the activities described in Appendix II. Where contracts are made with more than one organisation, the CAMO should demonstrate

that adequate coordination controls are in place and that the individuals' responsibilities are clearly defined in the related contracts.

7. Contracts should not authorise the subcontracted organisation to subcontract to other organisations elements of the continuing airworthiness management tasks.
8. The competent authority should exercise oversight of the subcontracted activities through the CAMO approval. The contracts should be acceptable to the competent authority. The CAMO should only subcontract to organisations which are specified by the competent authority on [EASA Form 14](#).
9. The subcontracted organisation should agree to notify the CAMO of any changes affecting the contract as soon as practical. The CAMO should then inform its competent authority. Failure to do so may invalidate the competent authority's acceptance of the contract.
10. [Appendix II to AMC M.A.711\(a\)\(3\)](#) provides information on the subcontracting of continuing airworthiness management tasks.

AMC M.A.711(b) Privileges of the organisation

ED Decision 2015/029/R

An organisation may be approved for the privileges of [M.A.711\(a\)](#) only, without the privilege to carry out airworthiness reviews. This can be contracted to another appropriately approved organisation. In such a case, it is not mandatory that the contracted organisation is linked to an AOC holder, being possible to contract an appropriately approved independent continuing airworthiness management organisation which is approved for the same aircraft type.

In order to be approved for the privileges of [M.A.711\(b\)](#) for a particular aircraft type, it is necessary to be approved for the privileges of [M.A.711\(a\)](#) for that aircraft type. As a consequence, the normal situation in this case is that the organisation will be performing continuing airworthiness management tasks and performing airworthiness reviews on every aircraft type contained in the approval certificate.

Nevertheless, this does not necessarily mean that the organisation needs to be currently managing an aircraft type in order to be able to perform airworthiness reviews on that aircraft type. The organisation may be performing only airworthiness reviews on an aircraft type without having any customer under contract for that type.

Furthermore, this situation should not necessarily lead to the removal of the aircraft type from the organisation approval. As a matter of fact, since in most cases the airworthiness review staff are not involved in continuing airworthiness management activities, it cannot be argued that these airworthiness review staff are going to lose their skills just because the organisation is not managing a particular aircraft type. The important issue in relation to maintaining a particular aircraft type in the organisation approval is whether the organisation continuously fulfils all the [Subpart G](#) requirements (facilities, documentation, qualified personnel, quality system, etc.) required for initial approval.

AMC M.A.711(c) Privileges of the organisation

ED Decision 2020/002/R

The sentence 'for the particular aircraft for which the organisation is approved to issue the airworthiness review certificate' contained in [M.A.711\(c\)](#) means that:

- For aircraft used by air carriers licensed in accordance with Regulation (EC) No 1008/2008, and for aircraft above 2 730kg MTOM, the permit to fly can only be issued for aircraft which are in a controlled environment and are managed by that CAMO.

- The permit to fly can be issued for any other aircraft for which the organisation can exercise the privilege in [M.A.711\(b\)](#).

M.A.712 Quality system

Regulation (EU) 2015/1536

- (a) To ensure that the approved continuing airworthiness management organisation continues to meet the requirements of this Subpart, it shall establish a quality system and designate a quality manager to monitor compliance with, and the adequacy of, procedures required to ensure airworthy aircraft. Compliance monitoring shall include a feedback system to the accountable manager to ensure corrective action as necessary.
- (b) The quality system shall monitor activities carried out under [Section A, Subpart G](#) of this [Annex \(Part-M\)](#). It shall at least include the following functions:
 1. monitoring that all activities carried out under [Section A, Subpart G](#) of this [Annex \(Part-M\)](#) are being performed in accordance with the approved procedures, and;
 2. monitoring that all contracted maintenance is carried out in accordance with the contract, and;
 3. monitoring the continued compliance with the requirements of this Part.
- (c) The records of these activities shall be stored for at least two years.
- (d) Where the approved continuing airworthiness management organisation is approved in accordance with another Part, the quality system may be combined with that required by the other Part.
- (e) For licenced air carriers in accordance with Regulation (EC) No 1008/2008 the [M.A. Subpart G](#) quality system shall be an integrated part of the operator's quality system.
- (f) In the case of a small organisation not managing the continuing airworthiness of aircraft used by licenced air carriers in accordance with Regulation (EC) No 1008/2008, the quality system may be replaced by regular organisational reviews subject to the approval of the competent authority, except when the organisation issues airworthiness review certificates for aircraft above 2730 kg MTOM other than balloons. In the case where there is no quality system, the organisation shall not contract continuing airworthiness management tasks to other parties.

AMC M.A.712(a) Quality system

ED Decision 2015/029/R

1. Procedures should be held current such that they reflect best practice within the organisation. It is the responsibility of all employees to report any difficulties with the procedures via their organisation's internal occurrence reporting mechanisms.
2. All procedures, and changes to the procedures, should be verified and validated before use where practicable.
3. The feedback part of the system should address who is required to rectify any non-compliance in each particular case and the procedure to be followed if rectification is not completed within appropriate timescales. The procedure should lead to the accountable manager specified in [M.A.706](#).
4. The independent quality audit reports referenced in [AMC M.A.712\(b\)](#) should be sent to the relevant department for rectification action giving target rectification dates. Rectification dates

should be discussed with such department before the quality department or nominated quality auditor confirms such dates in the report. The relevant department is required to rectify findings and inform the quality manager or the quality auditor of such rectification.

5. The accountable manager should hold regular meetings with staff to check progress on rectification except that in the large organisations such meetings may be delegated on a day to day basis to the quality manager subject to the accountable manager meeting at least twice per year with the senior staff involved to review the overall performance and receiving at least a half yearly summary report on findings of non-compliance.

AMC M.A.712(b) Quality System

ED Decision 2020/002/R

1. The primary objectives of the quality system are to enable the CAMO to ensure airworthy aircraft and to remain in compliance with the [Part-M](#) and, as applicable, Part-ML requirements.
2. An essential element of the quality system is the independent audit.
3. The independent audit is an objective process of routine sample checks of all aspects of the CAMO ability to carry out continuing airworthiness management to the required standards. It includes some product sampling as this is the end result of the process.
4. The independent audit represents an objective overview of the complete continuing airworthiness management related activities. It is intended to complement the [M.A.902](#) or [ML.A.902](#) requirement for an airworthiness review to be satisfied that all aircraft managed by the organisation remain airworthy.
5. The independent audit should ensure that all aspects of [M.A. Subpart G](#) compliance are checked annually, including all the sub-contracted activities, and may be carried out as a complete single exercise or subdivided over the annual period in accordance with a scheduled plan. The independent audit does not require each procedure to be checked against each product line when it can be shown that the particular procedure is common to more than one product line and the procedure has been checked every year without resultant findings. Where findings have been identified, the particular procedure should be rechecked against other product lines until the findings have been rectified after which the independent audit procedure may revert back to the annual interval for the particular procedure. Provided that there are no safety related findings, the audit time periods specified in this AMC may be increased by up to 100% subject to agreement by the competent authority.
6. Where the organisation has more than one location approved the quality system should describe how these are integrated into the system and include a plan to audit each location every year.
7. A report should be raised each time an audit is carried out describing what was checked and the resulting findings against applicable requirements, procedures and products.
8. The independence of the audit should be established by always ensuring that audits are carried out by personnel not responsible for the function, procedure or products being checked.
9. An organisation should establish a quality plan acceptable to the competent authority to show when and how often the activities as required by [M.A. Subpart G](#) will be audited.

AMC M.A.712(f) Quality system

ED Decision 2015/029/R

A small organisation is considered to be an organisation with up to 5 full-time staff (including all [M.A.706](#) personnel) or equivalent proportional number when using part-time staff. The complexity of the organisation, combination of aircraft and aircraft types, the utilisation of the aircraft and the number of approved locations of the organisations should also be considered before replacing the quality system by an organisational review.

[Appendix XIII to this AMC](#) should be used to manage the organisational reviews.

The following activities should not be considered as subcontracting and, as a consequence, they may be performed without a quality system, although they need to be described in the continuing airworthiness management exposition and be approved by the competent authority:

- Subscription to a technical publisher that provides maintenance data (Aircraft Maintenance Manuals, Illustrated Parts Catalogues, Service Bulletins, etc.), which may be applicable to a wide range of aircraft. These data may include maintenance schedules recommended by different manufacturers that can be afterwards used by the continuing airworthiness management organisation in order to produce customised maintenance programmes.
- Contracting the use of a software tool for the management of continuing airworthiness data and records, under the following conditions (in addition to [M.A.714\(d\) and \(e\)](#)):
 - If the tool is used by several organisations, each organisation should have access to its own data only.
 - Introduction of data can only be performed by personnel of the continuing airworthiness management organisation.
 - The data can be retrieved at any time.

M.A.713 Changes to the approved continuing airworthiness organisation

Regulation (EU) No 1321/2014

In order to enable the competent authority to determine continued compliance with this Part, the approved continuing airworthiness management organisation shall notify it of any proposal to carry out any of the following changes, before such changes take place:

1. the name of the organisation.
2. the location of the organisation.
3. additional locations of the organisation.
4. the accountable manager.
5. any of the persons specified in [M.A.706\(c\)](#).
6. the facilities, procedures, work scope and staff that could affect the approval.

In the case of proposed changes in personnel not known to the management beforehand, these changes shall be notified at the earliest opportunity.

AMC M.A.713 Changes to the approved continuing airworthiness organisation

ED Decision 2016/011/R

This paragraph covers scheduled changes to the CAMO approval. The primary purpose of this paragraph is to enable the CAMO to remain approved if agreed by the competent authority during negotiations about any of the specified changes. Without this paragraph the approval would automatically be suspended in all cases.

M.A.714 Record-keeping

Regulation (EU) 2020/270

- (a) The continuing airworthiness management organisation shall record all details of work carried out. The records required under point [M.A.305](#) of this Annex (Part-M) or [ML.A.305](#) of Annex Vb (Part-ML), as applicable, and if applicable point M.A.306 of this Annex (Part-M), shall be retained.
- (b) If the continuing airworthiness management organisation has the privilege referred to in point [M.A.711\(b\)](#), it shall retain a copy of each airworthiness review certificate and recommendation issued or, as applicable, extended, together with all supporting documents. In addition, the organisation shall retain a copy of any airworthiness review certificate that it has extended under the privilege referred to in point [M.A.711\(a\)4](#).
- (c) If the continuing airworthiness management organisation has the privilege referred to in point [M.A.711\(c\)](#), it shall retain a copy of each permit to fly issued in accordance with the provisions of point 21A.729 of Annex I (Part-21) to Regulation (EU) No 748/2012.
- (d) The continuing airworthiness management organisation shall retain a copy of all records referred to in points (b) and (c) until two years after the aircraft has been permanently withdrawn from service.
- (e) The records shall be stored in a manner that ensures protection from damage, alteration and theft.
- (f) All computer hardware used to ensure backup shall be stored in a different location from that containing the working data in an environment that ensures they remain in good condition.
- (g) Where continuing airworthiness management of an aircraft is transferred to another organisation or person, all retained records shall be transferred to the said organisation or person. The time periods prescribed for the retention of records shall continue to apply to the said organisation or person.
- (h) Where a continuing airworthiness management organisation terminates its operation, all retained records shall be transferred to the owner of the aircraft.

AMC M.A.714 Record-keeping

ED Decision 2020/002/R

1. The CAMO should ensure that it always receives a complete CRS from the approved maintenance organisation, [M.A.801\(b\)\(1\)](#) certifying staff and/or from the Pilot-owner such that the required records can be retained. The system to keep the continuing airworthiness records should be described in the organisation continuing airworthiness management exposition.
2. When an organisation arranges for the relevant maintenance organisation to retain copies of the continuing airworthiness records on its behalf, it will nevertheless continue to be

responsible for the records under [M.A.714](#) relating to the preservation of records. If it ceases to be the organisation of the aircraft, it also remains responsible for transferring the records to any other person or organisation managing continuing airworthiness of the aircraft.

3. Keeping continuing airworthiness records in a form acceptable to the competent authority means in paper form or on a computer database or a combination of both methods. Records stored in microfilm or optical disc form are also acceptable. The record should remain legible throughout the required retention period.
4. Paper systems should use robust material which can withstand normal handling and filing.
5. Computer systems should have at least one backup system which should be updated within 24 hours of any new entry. Each terminal is required to contain programme safeguards against the ability of unauthorised personnel to alter the database.

Microfilming or optical storage of continuing airworthiness records may be carried out at any time. The records should be as legible as the original record and remain so for the required retention period.

M.A.715 Continued validity of approval

Regulation (EU) 2021/700

- (a) An approval shall remain valid until 24 March 2022, subject to:
 1. the organisation remaining in compliance with this Part, in accordance with the provisions related to the handling of findings as specified under point [M.B.705](#) and;
 2. the competent authority being granted access to the organisation to determine continued compliance with this Part, and;
 3. the approval not being surrendered or revoked.
- (b) Upon surrender or revocation, the approval certificate shall be returned to the competent authority.

M.A.716 Findings

Regulation (EU) 2020/270

- (a) A level 1 finding is any significant non-compliance with the requirements of this Annex (Part-M) or Annex Vb (Part-ML), as applicable, which lowers the safety standard and hazards seriously the flight safety;
- (b) A level 2 finding is any non-compliance with the requirements of this Annex (Part-M) or Annex Vb (Part-ML), as applicable, which could lower the safety standard and possibly hazard the flight safety.
- (c) After receipt of notification of findings according to point [M.B.705](#), the holder of the continuing airworthiness management organisation approval shall define a corrective action plan and demonstrate corrective action to the satisfaction of the competent authority within a period agreed with this authority.

SUBPART H — CERTIFICATE OF RELEASE TO SERVICE — CRS**M.A.801 Aircraft certificate of release to service**

Regulation (EU) 2021/700

- (a) Except for aircraft released to service by a maintenance organisation approved in accordance with Annex II (Part-145), the CRS shall be issued in accordance with this Subpart.
- (b) No aircraft shall be released to service unless a CRS is issued when all maintenance tasks ordered have been properly carried out. The CRS shall be issued by an authorised certifying staff of the maintenance organisation approved in accordance with Subpart F of this Annex or with Annex Vd (Part-CAO), except for maintenance tasks other than complex maintenance tasks listed in [Appendix VII](#) to this Annex where the CRS is issued, alternatively by:
1. independent certifying staff acting in accordance with the requirements laid down in Article 5 of this Regulation;
 2. the pilot-owner acting in accordance with point [M.A.803](#) of this Annex.
- (c) By derogation from point (b), in case of unforeseen situations, when an aircraft is grounded at a location where no maintenance organisation approved in accordance with this Annex, Annex II (Part-145) or Annex Vd (Part-CAO) and no independent certifying staff are available, the owner may authorise any person, with no less than 3 years of appropriate maintenance experience and holding either a valid ICAO Annex 1 compliant maintenance license for the aircraft type requiring certification or a certifying staff authorisation valid for the work requiring certification issued by an ICAO Annex 6 approved maintenance organisation to maintain the aircraft in accordance with the standards set out in Subpart D of this Annex and release it to service. In that case, the owner shall:
1. obtain and keep in the aircraft records specifying details of the maintenance carried out and of the qualifications of the person issuing the CRS;
 2. ensure that any such maintenance is later on verified and a new CRS is issued by an appropriately authorised person referred to in point (b) or an organisation approved in accordance with Subpart F of this Annex, Annex II (Part-145) or Annex Vd (Part-CAO), at the earliest opportunity and in any case within 7 calendar days from the issuance of a CRS by the person authorised by the owner;
 3. notify the organisation responsible for the continuing airworthiness management of the aircraft, when contracted, or the competent authority in the absence of such a contract, within 7 days from the issuance of such authorisation.
- (d) In case of a release to service in accordance with point (b)(1), the certifying staff may be assisted in performing the maintenance tasks by one or more persons subject to his or her direct and continuous control.
- (e) A CRS shall contain at least:
1. basic details of the maintenance carried out;
 2. the date on which the maintenance was completed;
 3. the identity of the organisation or person issuing the CRS, including, alternatively:
 - (i) the approval reference of the maintenance organisation and the certifying staff issuing the CRS;

- (ii) in the case referred to in point (b)(2), the identity and, where applicable, the licence number of the certifying staff issuing the CRS;
- 4. the limitations to airworthiness or operations, if any.
- (f) By derogation from point (b) and notwithstanding point (g), when the required maintenance cannot be completed, a CRS may be issued with the approved aircraft limitations. In that case, the certificate shall indicate that the maintenance could not be completed, as well as indicate any applicable airworthiness or operations limitations, as part of the information required by point (e)(4).
- (g) A CRS shall not be issued in the case of any known non-compliance which endangers flight safety.

AMC M.A.801 Aircraft certificate of release to service after embodiment of a Standard Change or a Standard Repair (SC/SR)

ED Decision 2023/013/R

1. Release to service and eligible persons

Only natural or legal persons entitled to release to service an aircraft after maintenance in accordance with [Part-M](#), [Part-145](#) or Part-CAO are considered as an eligible installer responsible for the embodiment of a SC/SR when in compliance with applicable requirements.

For aircraft where there is no [Part-66](#) licence applicable, the release to service of an aircraft after embodiment of a SC/SR is only possible by holders of an appropriate certifying staff qualification valid in a Member State (national qualification), with the following conditions:

- If the holder signs the release to service on behalf of an Approved Maintenance Organisation (AMO), this is valid for aircraft registered in any Member State.
- If the holder signs the release to service as an independent certifying staff (not on behalf of an AMO), this is only valid for aircraft registered in the Member State responsible for such certifying staff qualification.

Depending on its nature, for certain SCs/SRs, the Certification Specification CS-STAN might restrict the eligibility for the issuance of the release to service to certain persons.

Since the design of the SC/SR does not require specific approval, the natural or legal person releasing the aircraft to service after the embodiment of the change or repair takes the responsibility that the applicable certification specifications within CS-STAN are fulfilled while being in compliance with [Part-M](#), [Part-145](#) and/or Part-CAO and not in conflict with data issued by the TC holder or the declarant of a declaration of design compliance. This includes responsibility in respect of an adequate design, the selection/manufacturing of suitable parts and their identification, documenting the change or repair, generation or amendment of aircraft manuals and instructions as needed, embodiment of the change/repair, releasing the aircraft to service and record-keeping.

2. Parts and appliances to be installed as part of a SC/SR

The design of the parts and appliances to be used in a SC/SR is considered a part of the change/repair, and, therefore, there is no need of a specific design approval. However, it is possible that for a particular SC, these Certification Specifications specifically require the use of parts and appliances that meet a technical standard. In this case, when the parts and appliances require to be authorised as an ETSO article, other articles recognised as equivalent by means of

an international safety agreement or grandfathered in accordance with Regulation (EU) No 748/2012 are equally acceptable.

Normally, a SC/SR shall not contain specifically designed parts that should be produced by a production organisation approved in accordance with Part-21 (POA). However, in the case that the change or repair would contain such a part, it should be produced by an approved Production Organisation (POA), and delivered with an EASA Form 1. An arrangement in accordance with 21.A.122(b) is not applicable.

Eligibility for installation of parts and appliances belonging to a SC/SR is subject to compliance with the related provisions of Part 21, Part 21 Light, [Part-M](#), [Part-145](#) and Part-CAO, and the situation varies depending on the aircraft in/on which the SC/SR is to be embodied, and who the installer is. The need for an EASA Form 1 is addressed in Part 21, Part 21 Light and [Part-M](#). Furthermore, [Part-M](#) Subpart F, [Part-145](#) and Part-CAO contain provisions (i.e. [M.A.603\(c\)](#), [145.A.42\(c\)](#) and [CAO.A.020\(c\)](#)) allowing maintenance organisations to fabricate certain parts to be installed in/on the aircraft as part of their maintenance activities.

3. Parts and appliances identification

The parts modified or installed during the embodiment of the SC/SR need to be permanently marked in accordance with Subpart Q of Part 21 or Subpart Q of Part 21 Light.

4. Documenting the SC/SR and declaring compliance with the Certification Specifications

In accordance with [Part-M](#), Part-CAO or [Part-145](#) (e.g. [AMC M.A.801 \(e\)](#) and [AMC 145.A.50\(b\)](#)), the legal or natural person responsible for the embodiment of a change or a repair should compile details of the work accomplished. In the case of SCs/SRs, this includes, as necessary, based on its complexity, an engineering file containing drawings, a list of the parts and appliances used for the change or repair, supporting analysis and the results of tests performed or any other evidence suitable to show that the design fulfils the applicable Certification Specifications within CS-STAN together with a statement of compliance and amendments to aircraft manuals, to instructions for continuing airworthiness and to other documents such as aircraft parts list, wiring diagrams, etc., as deemed necessary. EASA Form 123 is prepared for the purpose of documenting the preparation and embodiment of the SC/SR. The aircraft logbook should contain an entry referring to EASA Form 123; both EASA Form 123 and the release to service required after the embodiment of the SC/SR should be signed by the same person.

Form 123 and all the records listed on it should follow elementary principles of controlled documentation, e.g. contain reference number of documents, issue dates, revision numbers, name of persons preparing/releasing the document, etc.

5. Record-keeping

The legal or natural person responsible (see paragraph 1. above) for the embodiment of the change/repair should keep the records generated with the SC/SR as required by Part-M or Part-145 and CS-STAN.

In addition, [M.A.305](#) requires that the aircraft owner (or CAMO, if a contract i.a.w. [M.A.201](#) exists) keeps the status of the changes/repairs embodied in/on the aircraft in order to control the aircraft configuration and manage its continuing airworthiness.

With regard to SCs/SRs, the information provided to the owner or CAMO may be listed in Form 123 and should include, as required, a copy of any modified aircraft manual and/or instructions for continuing airworthiness. All this information should normally be consulted when the aircraft undergoes an airworthiness review, and, therefore, a clear system to record

the embodiment of SCs/SRs, which is also easily traceable, would be of help during subsequent aircraft inspections.

6. Instructions for continuing airworthiness

As stipulated in [M.A.302](#), the aircraft owner or CAMO needs to assess if the changes in the instructions for continuing airworthiness of the aircraft require to amend the aircraft maintenance programme and to obtain its approval.

7. Embodiment of more than one SC

The embodiment of two or more related SCs described in Subpart B of CS-STAN is permitted as a single change (the use of one Form 123 only) as long as adequate references to and records of all SCs embodied are captured. Restrictions and limitations of the two (or more) SCs would apply. It is permitted to issue a single release to service containing adequate traceability of all the SCs embodied.

8. Acceptable form to be used to record the embodiment of SCs/SRs
EASA Form 123 — Standard Change/Standard Repair (SC/SR) embodiment record

EASA Form 123 — Standard Change/Standard Repair (SC/SR) embodiment record		1. SC/SR number(s):
2. SC/SR title & description:		
3. Applicability:		
4. List of parts (description/Part-No/Qty):		
5. Operational limitations/affected aircraft manuals. Copies of these manuals are provided to the aircraft owner:		
6. Documents used for the development and embodiment of this SC/SR:		
* Copies of the documents marked with an asterisk are handed to the aircraft owner.		
7. Instructions for continuing airworthiness. Copies of these manuals are provided to the aircraft owner:		
8. Other information:		
9a. <input type="checkbox"/> This SC complies with the criteria established in 21A.90B(a) and with the relevant paragraphs of CS-STAN.		
9b. <input type="checkbox"/> This SR complies with the criteria established in 21A.431B(a) and with the relevant paragraphs of CS-STAN.		
10. Date of SC/SR embodiment:	11. Identification data and signature of the person responsible for the embodiment of the SC/SR:	
12. Signature of the aircraft owner. This signature attests that all relevant documentation is handed over from the issuer of this form to the aircraft owner, and, therefore, the latter becomes aware of any impact or limitations on operations or additional continuing airworthiness requirements which may apply to the aircraft due to the embodiment of the change/repair.		

Form 123 Issue 00

Notes:

Original remains with the legal or natural person responsible for the embodiment of the SC/SR.

The aircraft owner should retain a copy of this form.

The aircraft owner should be provided with copies of the documents referenced in boxes 5 and 7 and those in box 6 marked with an asterisk '*'.

The 'relevant paragraphs' in boxes 9a and 9b refer to the applicable paragraphs of 'Subpart A – General' of CS-STAN and those of the SC/SR quoted in box 2.

For box 12, when the aircraft owner has signed a contract i.a.w. [M.A.201](#), it is possible that the Continuing Airworthiness Management Organisation (CAMO) representative signs box 12 and provides all relevant information to the owner before next flight.

Completion instructions:

Use English or the official language of the State of registry to fill in the form.

1. Identify the SC/SR with a unique number and reference this number in the aircraft logbook.
 2. Specify the applicable EASA CS-STAN chapter including revision (e.g. CS-SCxxx or CS-SRxxx) & title. Provide also a short description.
 3. Identify the aircraft (a/c) registration, serial number and type.
 4. List the parts' numbers and description for the parts installed. Refer to an auxiliary document if necessary.
 5. Identify affected aircraft manuals.
 6. Refer to the documentation developed to support the SC/SR and its embodiment, including design data required by the CS-STAN: design definition, documents recording the showing of compliance with the Certification Specifications or any test result, etc. The documents' references should quote their revision/issue.
 7. Identify instructions for continuing airworthiness that need to be considered for the aircraft maintenance programme review.
 8. To be used as deemed necessary by the installer.
- 9a., 9b., 10. and 12. Self-explanatory.
11. Give full name details and certificate reference (of the natural or legal person) used for issuing the aircraft release to service.

AMC M.A.801(b) Aircraft certificate of release to service

ED Decision 2015/029/R

A certificate of release to service is necessary before flight, at the completion of any defect rectification, whilst the aircraft operates a flight between scheduled maintenance checks.

AMC M.A.801(c) Aircraft certificate of release to service

ED Decision 2020/002/R

AIRCRAFT GROUNDED AT OTHER LOCATIONS

1. '3 years of appropriate maintenance experience' means 3 years working in an aircraft maintenance environment on at least some of the aircraft type systems corresponding to the aircraft endorsed on the aircraft maintenance license or on the certifying staff authorisation that the person holds.
2. 'Holding the proper qualifications' means holding either:
 - (a) a valid ICAO Annex 1 compliant maintenance license for the aircraft type requiring certification, or;
 - (b) a certifying staff authorisation valid for the work requiring certification, issued by an ICAO Annex 6 approved maintenance organisation.

3. A release in accordance with this paragraph does not affect the controlled environment, in accordance with point (b) of [M.A.901](#), of the aircraft as long as the [M.A.801\(c\)2](#) recheck and release has been carried out by an approved maintenance organisation.

AMC M.A.801(e) Aircraft certificate of release to service

ED Decision 2020/002/R

1. The aircraft certificate of release to service should contain the following statement:
 - (a) 'Certifies that the work specified except as otherwise specified was carried out in accordance with [Part-M](#) and in respect to that work the aircraft is considered ready for release to service'.
 - (b) For a Pilot-owner a certificate of release to service should contain the following statement:

'Certifies that the limited pilot-owner maintenance specified except as otherwise specified was carried out in accordance with Part-M and in respect to that work the aircraft is considered ready for release to service'.
2. The certificate of release to service should relate to the task specified in the manufacturer's or operator's instruction or the aircraft maintenance programme which itself may cross-refer to a manufacturer's/operator's instruction in a maintenance manual, service bulletin etc.
3. The date such maintenance was carried out should include when the maintenance took place relative to any life or overhaul limitation in terms of date/flying hours/cycles/ landings etc., as appropriate.
4. When extensive maintenance has been carried out, it is acceptable for the certificate of release to service to summarise the maintenance so long as there is a unique cross-reference to the work-pack containing full details of maintenance carried out. Dimensional information should be retained in the work-pack record.
5. The person issuing the certificate of release to service should use his normal signature except in the case where a computer release to service system is used. In this latter case the competent authority will need to be satisfied that only the particular person can electronically issue the release to service. One such method of compliance is the use of a magnetic or optical personal card in conjunction with a personal identity number (PIN) known only to the individual, which is keyed into the computer. A certification stamp is optional.
6. At the completion of all maintenance, owners, certifying staff, operators and maintenance organisations should ensure they have a clear, concise, legible record of the work performed.
7. In the case of an [M.A.801\(b\)1](#) release to service, certifying staff should retain all records necessary to prove that all requirements have been met for the issuance of a certificate of release to service.

AMC M.A.801(f) Aircraft certificate of release to service

ED Decision 2023/013/R

INCOMPLETE MAINTENANCE

1. Being unable to establish full compliance with sub-paragraph [M.A.801\(b\)](#) means that the maintenance required by the aircraft owner, CAO or CAMO could not be completed due either to running out of available aircraft maintenance downtime or because the maintenance data requires a flight to be performed as part of the maintenance, as described in paragraph 4.
2. The aircraft owner, CAO or CAMO is responsible for ensuring that all required maintenance has been carried out before flight. Therefore, an aircraft owner, CAO or CAMO should be informed and agree to the deferment of full compliance with [M.A.801\(b\)](#). The certificate of release to service may then be issued subject to details of the deferment, including the aircraft owner, CAO or CAMO authorisation, being endorsed on the certificate.
3. If a CRS is issued with incomplete maintenance a record should be kept stating what action the mechanic, supervisor and certifying staff should take to bring the matter to the attention of the relevant aircraft owner, CAO or CAMO so that the issue may be discussed and resolved with the aircraft owner, CAO or CAMO.
4. Certain maintenance data issued by the design approval holder or the declarant of a declaration of design compliance (e.g. aircraft maintenance manual (AMM)) requires that a maintenance task be performed in flight as a necessary condition to complete the maintenance ordered. Within the aircraft limitations, the person authorised to certify the maintenance per [M.A.801](#) should release the incomplete maintenance before this flight. [GM M.A.301\(i\)](#) describes the relations with the aircraft operator, which retains the responsibility for the MCF. After performing the flight and any additional maintenance necessary to complete the maintenance ordered, a certificate of release to service should be issued in accordance with [M.A.801](#).

AMC M.A.801(g) Aircraft certificate of release to service

ED Decision 2020/002/R

'Endangers flight safety' means any instance where safe operation could not be assured or which could lead to an unsafe condition. It typically includes, but is not limited to, significant cracking, deformation, corrosion or failure of primary structure, any evidence of burning, electrical arcing, significant hydraulic fluid or fuel leakage and any emergency system or total system failure. An AD overdue for compliance is also considered a hazard to flight safety.

M.A.802 Component certificate of release to service

Regulation (EU) 2021/700

- (a) Except for components released to service by a maintenance organisation that is approved in accordance with Annex II (Part-145) and for the cases covered by point (e) of point [M.A.502](#), a CRS shall be issued at the completion of any maintenance work carried out on an aircraft component in accordance with point [M.A.502](#).
- (b) The authorised release certificate identified as EASA Form 1 constitutes the component CRS, except when such maintenance on aircraft components has been performed in accordance with point (b) or (d) of point [M.A.502](#) in which case the maintenance is subject to aircraft release procedures in accordance with point [M.A.801](#).

AMC M.A.802 Component certificate of release to service

ED Decision 2019/009/R

The purpose of the EASA Form 1 (see also [Appendix II to Part-M](#)) is to release components after manufacture and to release maintenance work carried out on such components under the approval of a competent authority, and to allow components that are removed from one aircraft/component to be fitted to another aircraft/component.

When an approved organisation maintains an aircraft component for use by the organisation, an [EASA Form 1](#) may not be necessary depending upon the organisation's internal release procedures; however all the information normally required for the EASA Form 1 should be adequately detailed in the certificate of release to service.

M.A.803 Pilot-owner authorisation

Regulation (EU) 2019/1383

- (a) To qualify as a Pilot-owner, the person must:
1. hold a valid pilot licence (or equivalent) issued or validated by a Member State for the aircraft type or class rating; and
 2. own the aircraft, either as sole or joint owner; that owner must be:
 - (i) one of the natural persons on the registration form; or
 - (ii) a member of a non-profit recreational legal entity, where the legal entity is specified on the registration document as owner or operator, and that member is directly involved in the decision making process of the legal entity and designated by that legal entity to carry out Pilot-owner maintenance.
- (b) For any other than complex motor-powered aircraft of 2 730 kg MTOM and below, which are not used in CAT operations, in commercial specialised operations or in commercial operations by ATOs or DTOs, the pilot-owner may issue a CRS after having carried out limited pilot-owner maintenance as specified in [Appendix VIII](#) to this Annex.
- (c) The scope of the limited Pilot-owner maintenance shall be specified in the aircraft maintenance programme referred to in point [M.A.302](#).
- (d) The CRS shall be entered in the aircraft continuing airworthiness record system and contain basic details of the maintenance carried out, the maintenance data used, the date on which that maintenance was completed, as well as the identity, the signature and pilot licence number of the pilot-owner issuing such a certificate.

AMC M.A.803 Pilot-owner authorisation

ED Decision 2021/009/R

1. Privately operated means the aircraft is operated pursuant to [M.A.201\(i\)](#).
2. A Pilot-owner may only issue a CRS for maintenance he/she has performed.
3. In the case of a jointly-owned aircraft, the maintenance programme should list:
 - The names of all Pilot-owners competent and designated to perform Pilot-owner maintenance in accordance with the basic principles described in [Appendix VIII of Part-M](#). An alternative would be the maintenance programme to contain a procedure to ensure how such a list of competent Pilot-owners should be managed separately and kept current.

- The limited maintenance tasks they may perform.
4. An equivalent valid pilot licence may be any document attesting a pilot qualification recognised by the Member State. It does not have to be necessarily issued by the competent authority, but it should in any case be issued in accordance with the particular Member State's system. In such a case, the equivalent certificate or qualification number should be used instead of the pilot's licence number for the purpose of the [M.A.801\(b\)\(2\)](#) (certificate of release to service).
 5. Not holding a valid medical examination does not invalidate the pilot licence (or equivalent) required under [M.A.803\(a\)1](#) for the purpose of the Pilot-owner authorisation.

SUBPART I — AIRWORTHINESS REVIEW CERTIFICATE

M.A.901 Aircraft airworthiness review

Regulation (EU) 2022/1360

To ensure the validity of the aircraft airworthiness certificate, an airworthiness review of the aircraft and its continuing airworthiness records shall be carried out periodically.

- (a) An airworthiness review certificate is issued in accordance with Appendix III ([EASA Form 15a](#) or [15b](#)) to this Annex upon completion of a satisfactory airworthiness review. The airworthiness review certificate shall be valid for 1 year;
- (b) An aircraft in a controlled environment is an aircraft which, during the preceding 12 months:
1. has had its airworthiness continuously managed by a unique CAMO or CAO;
 2. has been maintained by a maintenance organisation approved in accordance with Subpart F of this Annex, Annex II (Part-145) or Annex Vd (Part-CAO), including the cases when maintenance tasks referred to in point (b) of point [M.A.803](#) are carried out and released to service in accordance with point (b)(1) or (b)(2) of point [M.A.801](#) of this Annex.
- (c) For all aircraft used by air carriers licensed in accordance with Regulation (EC) No 1008/2008, and for aircraft above 2 730 kg MTOM that are in a controlled environment, the organisation referred to in point (b)(1) managing the continuing airworthiness of the aircraft may in accordance with [CAMO.A.125\(e\)](#) of Annex Vc or point [M.A.711\(b\)](#) of this Annex or point [CAO.A.095\(c\)\(1\)](#) of Annex Vd, as applicable, and subject to compliance with point (j):
1. issue an airworthiness review certificate in accordance with point [M.A.901](#);
 2. extend at most twice the validity of the airworthiness review certificate it has issued, for a period of 1 year each time, where the aircraft concerned has remained within a controlled environment.
- (d) The airworthiness review certificate shall be issued by the competent authority upon a satisfactory assessment based on a recommendation made by a CAMO or CAO, sent together with the application from the owner or operator for all aircraft used by air carriers licensed in accordance with Regulation (EC) No 1008/2008, and for aircraft above 2 730 kg MTOM that complies with the following alternative conditions:
1. they are not in a controlled environment;
 2. their continuing airworthiness is managed by an organisation that does not hold the privilege to carry out airworthiness reviews.

The recommendation referred to in the first subparagraph shall be based on an airworthiness review carried out in accordance with point [M.A.901](#).

- (e) For aircraft of 2 730 kg MTOM and below not used by air carriers licensed in accordance with Regulation (EC) No 1008/2008, any CAMO or CAO chosen by the owner or operator may in accordance with [CAMO.A.125\(e\)](#) of Annex Vc or point [M.A.711\(b\)](#) of this Annex or [CAO.A.095\(c\)](#) of Annex Vd, as applicable, and subject to compliance with point (j):
1. issue the airworthiness review certificate in accordance with point [M.A.901](#);

2. extend at most twice the validity of the airworthiness review certificate it has issued, for a period of 1 year each time, where the aircraft has remained within a controlled environment under its management.
- (f) By derogation from points (c)(2) and (e)(2) of point [M.A.901](#), for aircraft that are in a controlled environment, the organisation referred to in point (b)(1) managing the continuing airworthiness of the aircraft, may, subject to compliance with point (j), extend at most twice the validity of an airworthiness review certificate that the competent authority or another CAMO or CAO has issued, for a period of 1 year each time.
- (g) Whenever circumstances reveal the existence of a potential risk to aviation safety, the competent authority shall carry out the airworthiness review and issue the airworthiness review certificate itself.
- (h) Without prejudice to point (g), the competent authority may carry out the airworthiness review and issue the airworthiness review certificate itself in the following cases:
1. when the continuing airworthiness of the aircraft is managed by a CAMO or CAO which has its principal place of business located in a third country;
 2. for any other aircraft of 2 730 kg MTOM and below, if the owner so requests.
- (i) Where the competent authority issues the airworthiness review certificate itself in accordance with points (g) or (h) or after assessing the recommendation in accordance with point [M.B.901](#), the owner or operator of the aircraft shall, where necessary for those purposes, provide the competent authority with:
1. any documentation required by the competent authority;
 2. suitable accommodation at the appropriate location for its personnel;
 3. the support of the certifying staff
- (j) An airworthiness review certificate shall not be issued, nor extended if there is evidence or indications that the aircraft is not airworthy.
- (k) The airworthiness review of the aircraft shall include a full documented review of the aircraft records establishing that the following requirements have been met:
1. airframe, engine and propeller flying hours and associated flight cycles have been properly recorded;
 2. the flight manual is applicable to the aircraft configuration and reflects the latest revision status;
 3. all the maintenance due on the aircraft pursuant to the approved AMP has been carried out;
 4. all known defects have been corrected or, when applicable, carried forward in a controlled manner in accordance with [M.A.403](#);
 5. all applicable ADs have been applied and properly registered;
 6. all modifications and repairs applied to the aircraft have been registered and are in compliance with point [M.A.304](#);
 7. all life-limited parts and time-controlled components installed on the aircraft are properly identified, registered and have not exceeded their limitation;
 8. all maintenance has been carried out in accordance with this Annex;

9. the current mass and balance statement reflects the current configuration of the aircraft and is valid;
 10. the aircraft complies with the latest revision of its type design approved by the Agency;
 11. if required, the aircraft holds a noise certificate corresponding to the current configuration of the aircraft in compliance with Subpart I of Annex I (Part 21) or, as applicable, Subpart I of Section A of Annex Ib (Part 21 Light) to Regulation (EU) No 748/2012.
- (l) The airworthiness review of the aircraft shall include a physical survey of the aircraft. For that survey, airworthiness review staff not appropriately qualified in accordance with Annex III (Part-66) shall be assisted by such qualified staff.
- (m) Through the physical survey of the aircraft, the airworthiness review staff shall ensure that:
1. all required markings and placards are properly installed;
 2. the aircraft complies with its approved flight manual;
 3. the aircraft configuration complies with the approved documentation;
 4. no evident defect can be found that has not been addressed in accordance with point [M.A.403](#);
 5. no inconsistencies can be found between the aircraft and the documented review of records referred to in point (k).
- (n) By derogation from point (a), the airworthiness review may be anticipated by a maximum period of 90 days without loss of continuity of the airworthiness review pattern, so as to allow for the physical review to take place during a maintenance check.
- (o) The airworthiness review certificate ([EASA Form 15b](#)) or the recommendation for the issue of the airworthiness review certificate ([EASA Form 15a](#)) referred to in Appendix III to this Annex can only be issued:
1. by authorised airworthiness review staff on behalf of the approved organisation;
 2. if the airworthiness review has been completely carried out.
- (p) A copy of any airworthiness review certificate issued or extended for an aircraft shall be sent to the Member State of registry of the aircraft concerned within 10 days.
- (q) Airworthiness review tasks shall not be subcontracted.
- (r) Should the outcome of the airworthiness review be inconclusive, the organisation having carried out the review shall inform the competent authority as soon as possible and in any case within 72 hours from the moment the organisation identifies the reason for which the airworthiness review is inconclusive.
- (s) The airworthiness review certificate shall not be issued until all findings have been closed.

AMC M.A.901 Aircraft airworthiness review

ED Decision 2015/029/R

In order to ensure the validity of the aircraft airworthiness certificate, [M.A.901](#) requires performing periodically an airworthiness review of the aircraft and its continuing airworthiness records, which results in the issuance of an airworthiness review certificate valid for one year.

GM M.A.901 Airworthiness review

ED Decision 2023/013/R

Responsibilities of airworthiness review staff:

The following is a summary of the requirements contained in [M.A.901](#) as well as the associated AMC and Appendices, in relation to the responsibilities of the airworthiness review staff:

- Airworthiness review staff are responsible for performing both the documental and the physical survey.
- Procedures must be established by the CAMO or CAO in order to perform the airworthiness review, including the depth of samplings.
- Procedures must make very clear that the final word about the depth of the inspections (both documental and physical) belongs to the airworthiness review staff, who can go beyond the depth established in the CAME or CAE if they find it necessary. At the end, it is the responsibility of the airworthiness review staff to be satisfied that the aircraft complies with Part-M and is airworthy, and the organisation must ensure that no pressure or restrictions are imposed on the airworthiness review staff when performing their duty.
- A compliance report must be produced by the airworthiness review staff, detailing all items checked and the outcome of the review.
- Airworthiness review staff are responsible for the items checked during the airworthiness review. However, they do not take over the responsibilities of the CAMO, maintenance organisation, DOA, POA or any other organisations, not being responsible for problems not detected during the airworthiness review or for the possibility that the approved or declared maintenance programme may not include certain recommendations from the design approval holder or the declarant of a declaration of design compliance. Obviously, if the airworthiness review staff are not independent of the airworthiness management process and were nominated on the basis of the option of having overall authority on such a process, they will be responsible for the full continuing airworthiness of such aircraft. Nevertheless, this responsibility will be a consequence of their position in the organisation and not of their function as airworthiness review staff.
- The issuance of the airworthiness review certificate (ARC) by the airworthiness review staff only certifies that the aircraft is considered airworthy in relation to the scope of the airworthiness review performed and the fact that the airworthiness review staff are not aware of instances of non-compliance which endanger flight safety. Furthermore, it only certifies that the aircraft is considered airworthy at the time of the review.

It is the responsibility of the owner or contracted CAMO or CAO to ensure that the aircraft is fully airworthy at any time.

GM M.A.901(a) Aircraft airworthiness review

ED Decision 2020/002/R

[EASA Form 15a](#) is issued by competent authorities while [EASA Form 15b](#) is issued by a CAMO or CAO organisation.

AMC M.A.901(b) Aircraft airworthiness review

ED Decision 2016/011/R

1. If the continuing airworthiness of the aircraft is not managed according to an Appendix I Continuing airworthiness contract, the aircraft should be considered to be outside a controlled environment. Nevertheless, such contract is not necessary when the operator and the CAMO are the same organisation.
2. The fact that limited pilot-owner maintenance as defined in [M.A.803\(b\)](#) is not carried out and released by an approved maintenance organisation does not change the status of an aircraft in a controlled environment providing the CAMO under contract has been informed of any such maintenance carried out.

AMC M.A.901(c)2, (e)2 and (f) Aircraft airworthiness review

ED Decision 2015/029/R

When the aircraft has remained within a controlled environment, the extension of the validity of the airworthiness review certificate does not require an airworthiness review but only a verification of the continuous compliance with [M.A.901\(b\)](#).

It is acceptable to anticipate the extension of the airworthiness review certificate by a maximum of 30 days without a loss of continuity of the airworthiness review pattern, which means that the new expiration date is set up one year after the previous expiration date. This anticipation of up to 30 days also applies to the 12 month requirements shown in [M.A.901\(b\)](#), meaning that the aircraft is still considered as being in a controlled environment if it has been continuously managed by a single organisation and maintained by appropriately approved organisations, as stated in [M.A.901\(b\)](#), from the date when the last airworthiness review certificate was issued until the date when the extension is performed (this can be up to 30 days less than 12 months).

It is also acceptable to perform the extension of an airworthiness review certificate after its expiration date, as long as all the conditions for the extension are met. However, this means the following:

- The aircraft could not fly since the airworthiness review certificate expired until it is extended, and
- The new expiration date (after extension) is set one year after the previous expiration date (not one year after the extension is performed).

AMC M.A.901(d) Aircraft airworthiness review

ED Decision 2023/013/R

The recommendation sent by a CAMO or CAO to the competent authority of the Member State of registry should be, at least, in English when the Member State of registry is different from the CAMO/CAO's Member State. Otherwise, it can be completed in the official language(s) of the CAMO/CAO's Member State.

The recommendation sent to the competent authority should contain at least the items described below:

- (a) General information
 - CAMO information
 - owner/lessee information
 - date and place where the document review and the aircraft survey were carried out

-
- period and place the aircraft can be seen if required by the competent authority
- (b) Aircraft information
- registration
 - type
 - manufacturer
 - serial number
 - flight manual reference
 - weight and centre of gravity data
 - maintenance programme reference
- (c) Documents accompanying the recommendation
- copy of registration papers
 - copy of the owners request for a new airworthiness review certificate
- (d) Aircraft status
- aircraft total time and cycles
 - list of persons or organisations having carried out continuing airworthiness activities including maintenance tasks on the aircraft and its components since the last airworthiness review certificate
- (e) Aircraft survey
- a precise list of the areas of the aircraft that were surveyed and their status
- (f) Findings
- a list of all the findings made during the airworthiness review with the corrective action carried out
- (g) Statement
- A statement signed by the airworthiness review staff recommending the issue of an airworthiness review certificate.
- The statement should confirm that the aircraft in its current configuration complies with the following:
- airworthiness directives up to the latest published issue, and;
 - type certificate datasheet or airworthiness data sheet (for aircraft subject to a declaration of design compliance);
 - maintenance programme;
 - limitation for life-limited parts and time-controlled components;
 - the valid weight and centre of gravity schedule reflecting the current configuration of the aircraft;
 - Part 21 or Part 21 Light, as applicable, for all modifications and repairs;
 - the current flight manual including supplements, and;

- operational requirements.

The above items should clearly state the exact reference of the data used in establishing compliance; for instance, the number and issue of the type certificate data sheet or airworthiness data sheet (for aircraft subject to a declaration of design compliance) used should be stated.

The statement should also confirm that all the above is properly entered in the aircraft continuing airworthiness record system and/or in the operator's technical log.

AMC M.A.901(i) Aircraft airworthiness review

ED Decision 2020/002/R

Suitable accommodation should include:

- (a) an office with normal office equipment such as desks, telephones, photocopying machines etc. whereby the continuing airworthiness records can be reviewed.
- (b) a hangar when needed for the physical survey.

The support of personnel appropriately qualified in accordance with [Part-66](#) is necessary when the competent authority's airworthiness review staff is not appropriately qualified.

AMC M.A.901(k) Aircraft airworthiness review

ED Decision 2023/013/R

FULL DOCUMENTED REVIEW

1. A full documented review is a check of at least the following categories of documents:
 - registration papers;
 - [M.A.305](#) aircraft continuing airworthiness record system;
 - [M.A.306](#) aircraft technical log system;
 - list of deferred defects, minimum equipment list and configuration deviation, list if applicable;
 - aircraft flight manual including aircraft configuration;
 - aircraft maintenance programme;
 - maintenance data;
 - relevant work packages;
 - AD status;
 - modification and SB status;
 - modification and repair approval sheets;
 - status of life-limited parts and time-controlled components;
 - relevant EASA Form 1 or equivalent;
 - mass and balance report and equipment list;
 - aircraft, engine and propeller TC data sheets or airworthiness data sheet (for aircraft subject to a declaration of design compliance).

As a minimum, sample checks within each document category should be carried out.

2. The CAMO or CAO should develop procedures for the airworthiness review staff to produce a compliance report that confirms the above have been reviewed and found in compliance with Part-M.

AMC M.A.901(l) and (m) Aircraft airworthiness review

ED Decision 2020/002/R

PHYSICAL SURVEY

1. The physical survey could require actions categorised as maintenance (e.g. operational tests, tests of emergency equipment, visual inspections requiring panel opening, etc.). In this case, after the airworthiness review, a release to service should be issued.
2. When the airworthiness review staff are not appropriately qualified as per Part-66 in order to release such maintenance, [M.A.901\(l\)](#) requires them to be assisted by such qualified personnel. However, the function of such Part-66 personnel is limited to performing and releasing the maintenance actions requested by the airworthiness review staff, it not being their function to perform the physical survey of the aircraft.
3. This means that the airworthiness review staff who is going to sign the airworthiness review certificate or the recommendation should be the one performing both the documented review and the physical survey of the aircraft. It is not the intent of the rule to delegate the survey to Part-66 personnel who are not airworthiness review staff. Furthermore, the provision of [M.A.901\(n\)](#) that allows a 90-day anticipation for the physical survey provides enough flexibility to ensure that the airworthiness review staff (ARS) are present.
4. The physical survey may include verifications to be carried out during flight.
5. The CAMO or CAO should develop procedures for the ARS to produce a compliance report that confirms that the physical survey has been carried out and found satisfactory.
6. To ensure compliance, the physical survey may include relevant sample checks of items.

AMC M.A.901(n) Aircraft airworthiness review

ED Decision 2020/002/R

‘Without loss of continuity of the airworthiness review pattern’ means that the new expiration date is set up 1 year after the previous expiration date. As a consequence, when the airworthiness review is anticipated, the validity or the airworthiness review certificate is longer than 1 year (up to 90 days longer).

This anticipation of up to 90 days also applies to the 12-month requirements shown in [M.A.901\(b\)](#), which means that the aircraft is still considered as being in a controlled environment if it has been continuously managed by a single organisation and maintained by appropriately approved organisations, as stated in [M.A.901\(b\)](#), from the date when the last airworthiness review certificate was issued until the date when the new airworthiness review is performed (this can be up to 90 days less than 12 months).

AMC M.A.901(o) Airworthiness review

ED Decision 2020/002/R

A copy of both the physical survey and document review compliance reports stated above should be sent to the competent authority together with any recommendation issued.

M.A.902 Validity of the airworthiness review certificate

Regulation (EU) 2019/1383

- (a) An airworthiness review certificate becomes invalid if:
1. suspended or revoked; or
 2. the airworthiness certificate is suspended or revoked; or
 3. the aircraft is not on the aircraft register of a Member State; or
 4. the type certificate under which the airworthiness certificate was issued is suspended or revoked.
- (b) An aircraft must not fly if the airworthiness certificate is invalid or if:
1. the continuing airworthiness of the aircraft or any component fitted to the aircraft does not meet the requirements of this Part; or
 2. the aircraft does not remain in conformity with the type design approved by the Agency; or
 3. the aircraft has been operated beyond the limitations of the approved flight manual or the airworthiness certificate, without appropriate action being taken; or
 4. the aircraft has been involved in an accident or incident that affects the airworthiness of the aircraft, without subsequent appropriate action to restore airworthiness; or
 5. a modification or repair is not in compliance with point [M.A.304](#).
- (c) Upon surrender or revocation, the airworthiness review certificate shall be returned to the competent authority

M.A.903 Transfer of aircraft registration within the Union

Regulation (EU) 2022/1360

- (a) When transferring an aircraft registration within the Union, the applicant shall:
- (1) inform the former Member State in which Member State the aircraft will be registered, then;
 - (2) apply to the new Member State for the issuance of a new airworthiness certificate in accordance with Annex I (Part 21) or, as applicable, Annex Ib (Part 21 Light) to Regulation (EU) No 748/2012.
- (b) Notwithstanding point [M.A.902\(a\)\(3\)](#), the former airworthiness review certificate shall remain valid until its expiry date.

AMC M.A.903(a)1 Transfer of aircraft registration within the EU

ED Decision 2015/029/R

The applicant should notify to the competent authority within the former Member State of registry so as to allow the proper transfer of information between the two competent authorities during the aircraft transfer process.

AMC M.A.903(b) Transfer of aircraft registration within the EU

ED Decision 2015/029/R

In case of transfer of aircraft registration within EU, the aircraft owner/ operator should verify that the competent authority of the new Member State of registry has entered the new aircraft registration on the existing airworthiness review certificate and validated the change.

M.A.904 Airworthiness review of aircraft imported into the Union

Regulation (EU) 2022/1360

- (a) When importing an aircraft onto a Member State register from a third country or from a regulatory system where Regulation (EU) 2018/1139 does not apply, the applicant shall:
1. apply to the competent authority of the Member State of registry for the issuance of a new airworthiness certificate in accordance with Annex I (Part 21) or, as applicable, Annex Ib (Part 21 Light) to Regulation (EU) No 748/2012;
 2. for aircraft other than new, have an airworthiness review carried out in accordance with point [M.A.901](#);
 3. have all maintenance carried out to comply with the AMP approved in accordance with point [M.A.302](#).
- (b) When satisfied that the aircraft is in compliance with the relevant requirements, the organisation performing the airworthiness review, shall send a documented recommendation for the issuance of an airworthiness review certificate to the competent authority of the Member State of registry.
- (c) The owner of the aircraft shall allow access to the aircraft for inspection by the competent authority of the Member State of registry.
- (d) The competent authority of the Member State of registry shall issue an airworthiness certificate when it is satisfied that the aircraft complies with the requirements of Annex I (Part 21) or, as applicable, Annex Ib (Part 21 Light) to Regulation (EU) No 748/2012.
- (e) That competent authority of the Member State shall also issue the airworthiness review certificate. The certificate shall be valid for 1 year, unless the competent authority decides to reduce the period of validity for reasons of aviation safety.

AMC M.A.904(a)1 Airworthiness reviews of aircraft imported into the EU

ED Decision 2015/029/R

In order to allow for possible participation of authority personnel, the applicant should inform the competent authority at least 10 working days in advance of the time and location of the airworthiness review.

AMC M.A.904(a)2 Airworthiness reviews of aircraft imported into the EU

ED Decision 2020/002/R

WORK TO BE UNDERTAKEN TO ESTABLISH AIRWORTHINESS

1. When performing an airworthiness review of aircraft imported into the EU the aircraft and the relevant records should be reviewed to determine the work to be undertaken to establish the airworthiness of the aircraft.
2. In determining the work to be undertaken during the airworthiness review on the aircraft, the following should be taken into consideration:
 - (a) the information from third country authorities such as export certificates, primary authority information;
 - (b) the information on aircraft maintenance history such as continuing airworthiness records, aircraft, engine, propeller, rotor and life limited part log books or cards as appropriate, tech log/flight log/cabin log, list of deferred defects, total flight times and cycles, times and cycles since last maintenance, accident history, former maintenance schedule, former AD compliance status;
 - (c) the information on aircraft such as aircraft, engine and propeller type certificate datasheets, noise and emission certificate data sheets, flight manual and supplements;
 - (d) the aircraft continuing airworthiness status such as the aircraft and component AD status, the SB status, the maintenance status, the status of life-limited parts and time-controlled components, weight and centre of gravity schedule including equipment list;
 - (e) the modification and repair status of the aircraft detailing elements such as owner/operator designed modifications and repairs, STCs, and parts needing European parts approval (EPA);
 - (f) the aircraft cabin configuration such as emergency equipment fitted, cockpit configuration, placards, instrument limitations, cabin layout;
 - (g) the maintenance needed for import, such as embodiment of modifications needed to comply with the EASA type certificate, bridging check to comply with the new maintenance programme;
 - (h) the avionics such as, but not limited to, radio and navigation equipment, instrument flight rules (IFR) equipment, digital flight data recorder (DFDR)/cockpit voice recorder (CVR) test, emergency locator transmitter (ELT) 406 MHz code and identification;
 - (i) the compass compensation;
 - (j) special operating rules such as extended twin-engine operations (ETOPS)/long range operations (LROPS), reduced vertical separation minima (RVSM), minimum navigation performance specifications (MNPS), all weather operations (AWOPS), area navigation (RNAV);
 - (k) the aircraft survey including verification of conformity with the flight manual and the datasheet, presence of fire proof identification plates, conformity of markings including registration, presence and serviceability of emergency equipment, internal and external lighting systems, and
 - (l) maintenance check flight including check of control system/cockpit ground check/engine run up.

3. If there is no CAMO or maintenance organisation approved for the airworthiness review of the specific aircraft type available, the competent authority may carry out the airworthiness review in accordance with this paragraph and the provisions [M.A.901\(g\)](#) and [M.B.902](#). In this case, the airworthiness review should be requested to the competent authority with a 30-day notice.

AMC M.A.904(b) Airworthiness review of aircraft imported into the EU

ED Decision 2023/013/R

CONTENT OF RECOMMENDATION

The recommendation sent to the competent authority should contain at least the items described below.

- (a) All the information set forth by [AMC M.A.901\(d\)](#)
- (b) Aircraft information
- aircraft assigned registration;
 - state of manufacturer;
 - previous registration;
 - export certificate number;
 - TC and TC data sheet numbers;
 - noise and emissions TC and TC data sheet numbers;
 - comparison of prior maintenance programme with the proposed new maintenance programme.
- (c) Documents accompanying the recommendation
- copy of the application;
 - original export certificate;
 - copy of the approvals of the flight manual and its supplements;
 - list of ADs incorporated up to the latest published issue;
 - proposed new maintenance programme;
 - status of all life-limited parts and time-controlled components;
 - the valid weight and centre of gravity schedule reflecting the current configuration of the aircraft, and;
 - Reference to the Part 21 approval or Part 21 Light approval/declaration for all modifications and repairs.
- (d) Maintenance
- a copy of the work packages requested by the CAMO including details of any bridging check to ensure all the necessary maintenance has been carried out.
- (e) Aircraft maintenance check flight
- a copy of the maintenance check flight report.

M.A.905 Findings

Regulation (EU) 2019/1383

- (a) A level 1 finding is any finding of significant non-compliance with the requirements of this Annex, which lowers the safety standard and seriously endangers flight safety.
- (b) A level 2 finding is any finding of non-compliance with the requirements of this Annex, which may lower the safety standard and may endanger the flight safety.
- (c) After receipt of notification of findings according to point [M.B.903](#), the person or organisation accountable referred to in point [M.A.201](#) shall define a corrective action plan and demonstrate corrective action to the satisfaction of the competent authority within a period agreed with this authority including appropriate corrective action to prevent reoccurrence of the finding and its root cause.

SECTION B — PROCEDURE FOR COMPETENT AUTHORITIES

SUBPART A — GENERAL

M.B.101 Scope

Regulation (EU) No 1321/2014

This Section establishes the administrative requirements to be followed by the competent authorities in charge of the application and the enforcement of Section A of this Part.

M.B.102 Competent authority

Regulation (EU) No 1321/2014

(a) General

A Member State shall designate a competent authority with allocated responsibilities for the issuance, continuation, change, suspension or revocation of certificates and for the oversight of continuing airworthiness. This competent authority shall establish documented procedures and an organisational structure.

(b) Resources

The number of staff shall be appropriate to carry out the requirements as detailed in this Section.

(c) Qualification and training

All staff involved in activities dealt with in this Annex shall be appropriately qualified and have appropriate knowledge, experience, initial training and continuation training to perform their allocated tasks.

(d) Procedures

The competent authority shall establish procedures detailing how compliance with this [Annex \(Part-M\)](#) is accomplished.

The procedures shall be reviewed and amended to ensure continued compliance.

AMC M.B.102(a) Competent authority — General

ED Decision 2020/002/R

1. In deciding upon the required airworthiness organisational structure, the competent authority should review the number of certificates to be issued, the number and size of potential operators, the number of approved maintenance organisations and CAMOs within that Member State, as well as the level of civil aviation activity, number and complexity of aircraft and the size of the Member State's aviation industry.
2. The competent authority should retain effective control of important inspection functions and not delegate them in such a way that aircraft owners, operators, approved maintenance organisations and CAMOs, in effect, regulate themselves in airworthiness matters.

3. The set-up of the organisational structure should ensure that the various tasks and obligations of the competent authority are not relying on individuals. That means that a continuing and undisturbed fulfilment of these tasks and obligations of the competent authority should also be guaranteed in case of illness, accident or leave of individual employees.

AMC1 M.B.102(c) Competent authority — Qualification and training

ED Decision 2016/011/R

1. Competent authority inspectors should have:
 - 1.1. practical experience and expertise in the application of aviation safety standards and safe operating practices;
 - 1.2. comprehensive knowledge of:
 - (a) relevant parts of implementing rules, certification specifications and guidance material;
 - (b) the competent authority's procedures;
 - (c) the rights and obligations of an inspector;
 - (d) quality systems;
 - (e) continuing airworthiness management;
 - (f) operational procedures when affecting the continuing airworthiness management of the aircraft or the maintenance.
 - 1.3. training on auditing techniques.
 - 1.4. five years relevant work experience to be allowed to work as an inspector independently. This may include experience gained during training to obtain the subparagraph 1.5 qualification.
 - 1.5. a relevant engineering degree or an aircraft maintenance technician qualification with additional education. 'Relevant engineering degree' means an engineering degree from aeronautical, mechanical, electrical, electronic, avionic or other studies relevant to the maintenance and continuing airworthiness of aircraft/aircraft components.
 - 1.6. knowledge of a relevant sample of the type(s) of aircraft gained through a formalised training course including Fuel Tank Safety (FTS) training as described in [Appendix XII to AMC M.A.706\(f\) and AMC1 M.B.102\(c\)](#). These courses should be at least at a level equivalent to [Part-66 Appendix III](#) Level 1 General Familiarisation.

'Relevant sample' means that these courses should cover typical systems embodied in those aircraft being within the scope of approval.
 - 1.7. knowledge of maintenance standards.
2. In addition to technical competency, inspectors should have a high degree of integrity, be impartial in carrying out their tasks, be tactful, and have a good understanding of human nature.

3. A programme for continuation training should be developed which provides for the inspectors, at regular intervals, to visit appropriate manufacturers and attend technical symposia as well as training or refresher courses to gain first-hand knowledge of new developments. As a general policy, it is not desirable for the inspectors to obtain technical qualifications from those entities under their direct regulatory jurisdiction.

AMC2 M.B.102(c) Competent authority — Qualification and training

ED Decision 2016/011/R

AIRCRAFT CONTINUING AIRWORTHINESS MONITORING (ACAM) INSPECTORS

1. ACAM in-depth surveys should be performed by competent authority inspectors qualified in accordance with [M.B.102\(c\)](#).
2. ACAM ramp surveys may be performed by inspectors qualified for the technical tasks of ramp inspections in accordance with other Parts, or by inspectors qualified in accordance with [M.B.102\(c\)](#).

AMC M.B.102(d) Competent authority organisation — Procedures

ED Decision 2015/029/R

The documented procedures should contain the following information:

- (a) The Member State's designation of the competent authority(ies).
- (b) The title(s) and name(s) of the manager(s) of the competent authority and their duties and responsibilities.
- (c) Organisation chart(s) showing associated chains of responsibility of the senior persons.
- (d) A procedure defining the qualifications for staff together with a list of staff authorised to sign certificates.
- (e) A general description of the facilities.
- (f) Procedures specifying how the competent authority(ies) ensure(s) compliance with [Part-M](#).

M.B.103 Findings and enforcement measure - persons

Regulation (EU) 2019/1383

If, during oversight or by any other means, evidence is found by the competent authority responsible for oversight in accordance with this Annex that shows a non-compliance with the applicable requirements of Regulation (EU) 2018/1139 by a person holding a licence, certificate, rating or attestation issued in accordance with Regulation (EU) 2018/1139, the competent authority that identified the non-compliance shall take any enforcement measures necessary to prevent the continuation of that non-compliance.

M.B.104 Record-keeping

Regulation (EU) 2020/270

- (a) The competent authorities shall establish a system of record-keeping that allows adequate traceability of the process to issue, continue, change, suspend or revoke each certificate.
- (b) The records for the oversight of organisations approved in accordance with this Annex shall include as a minimum:
 - 1. the application for an organisation approval;
 - 2. the organisation approval certificate including any changes;
 - 3. a copy of the audit programme listing the dates when audits are due and when audits were carried out;
 - 4. the competent authority continued oversight records including all audit records;
 - 5. copies of all relevant correspondence;
 - 6. details of any exemption and enforcement actions;
 - 7. any report from other competent authorities relating to the oversight of the organisation;
 - 8. organisation exposition or manual and amendments;
 - 9. copy of any other document directly approved by the competent authority.
- (c) The retention period for the point (b) records shall be at least 5 years.
- (d) The minimum records for the oversight of each aircraft shall include, at least, a copy of:
 - 1. the aircraft certificate of airworthiness;
 - 2. airworthiness review certificates;
 - 3. airworthiness review recommendations issued by CAO or CAMO;
 - 4. the reports from the airworthiness reviews carried out directly by the competent authority;
 - 5. all relevant correspondence relating to the aircraft;
 - 6. the details of any exemption and enforcement action(s);
 - 7. any document approved by the competent authority pursuant to this Annex or Annex II to Regulation (EU) No 965/2012 (Part-ARO).
- (e) The records specified in point (d) shall be retained until 2 years after the aircraft has been permanently withdrawn from service.
- (f) All records shall be made available upon request by another Member State or the Agency.

AMC M.B.104(a) Record-keeping

ED Decision 2015/029/R

- 1. The record-keeping system should ensure that all records are accessible whenever needed within a reasonable time. These records should be organized in a consistent way throughout the competent authority (chronological, alphabetical order, etc.).
- 2. All records containing sensitive data regarding applicants or organisations should be stored in a secure manner with controlled access to ensure confidentiality of this kind of data.

3. All computer hardware used to ensure data backup should be stored in a different location from that containing the working data in an environment that ensures they remain in good condition. When hardware- or software-changes take place special care should be taken that all necessary data continues to be accessible at least through the full period specified in [M.B.104\(c\) and/or \(e\)](#).

AMC M.B.104(f) Record-keeping

ED Decision 2015/029/R

The cases, when records shall be made available should be limited to:

- incidents or accidents,
- findings through the aircraft continuing monitoring program where organisations approved by another competent authority are involved, to determine the root cause,
- aircraft mainly operated in another Member State,
- an aircraft previously operated in another Member State,
- an organisation having approvals in several Member States.

When records are requested from another Member State, the reason for the request should be clearly stated. The records can be made available by sending a copy or by allowing their consultation.

M.B.105 Mutual exchange of information

Regulation (EU) 2020/270

- (a) In order to contribute to the improvement of air safety, the competent authorities shall participate in a mutual exchange of all necessary information in accordance with Article 72 of Regulation (EU) 2018/1139.
- (b) Without prejudice to the competencies of the Member States, in the case of a potential safety threat involving several Member States, the concerned competent authorities shall assist each other in carrying out the necessary oversight action.

AMC M.B.105(a) Mutual exchange of information

ED Decision 2015/029/R

One typical case where the mutual exchange of information is necessary is when an aircraft is transferred inside the EU according to [M.A.903](#). When notified of such a transfer, a competent authority should inform the competent authority where the aircraft will be registered of any known problems with the aircraft being transferred. Furthermore, the competent authority where the aircraft will be registered should ensure that the former competent authority has been properly notified that the aircraft is leaving.

SUBPART B — ACCOUNTABILITY

M.B.201 Responsibilities

Regulation (EU) 2019/1383

The competent authorities as specified in point [M.1](#) are responsible for conducting audits, inspections and investigations in order to verify that the requirements of this Annex are complied with.

M.B.202 Information to the Agency

Regulation (EU) 2019/1383

- (a) The competent authority shall without undue delay notify the Agency in case of any significant problems with the implementation of Regulation (EU) 2018/1139.
- (b) The competent authority shall provide the Agency with safety-significant information stemming from the occurrence reports it has received pursuant to point [M.A.202](#).

SUBPART C — CONTINUING AIRWORTHINESS

M.B.301 Aircraft maintenance programme

Regulation (EU) 2020/270

- (a) The competent authority shall verify that the AMP is in compliance with point [M.A.302](#).
- (b) Unless stated otherwise in point (c) of point [M.A.302](#), the AMP and its amendments shall be approved directly by the competent authority. The competent authority shall have access to all the data required by points (d), (e) and (f) of point M.A.302.
- (c) In the case of indirect approval as provided for in point [M.A.302\(c\)](#), the competent authority shall approve the AMP approval procedure of the CAO or CAMO through that organisation's exposition referred to in point [CAO.A.025](#) of Annex Vd, point [M.A.704](#) of this Annex, or point [CAMO.A.300](#) of Annex Vc, as applicable.

AMC M.B.301(a) Maintenance programme

ED Decision 2015/029/R

For the competent authority of registry to verify compliance with [M.A.302](#), the auditing surveyor/inspector should have received training on maintenance programme development and control.

AMC M.B.301(b) Maintenance programme

ED Decision 2016/011/R

1. When assessing aircraft maintenance programmes for approval, the competent authority should verify that the maintenance programme is acceptable for the continuing airworthiness of the specific aircraft listed and it is appropriate for the proposed operating environment and scheduled utilisation.
2. The competent authority should assess the contents taking into account the origins of the document, i.e. the manufacturer's recommended maintenance programme, an MRB report, the CAMO or operator's own experience or another approved programme.
3. A competent authority may elect to publish a proposed maintenance schedule for a piston engine aircraft type or a group of piston engine aircraft types below 2 730 kg maximum take-off mass (MTOM) or for a sailplane, powered sailplane or balloon type or for a group of sailplanes, powered sailplanes or balloon types. When owners/operators of the aircraft mentioned above elect to use a competent authority proposed maintenance schedule, all the out of phase manufacturer recommendations should be incorporated into the final maintenance programme in order for it to be approved.
4. A copy of the approved programme should be retained by the competent authority, unless the programme is approved by a CAMO.
5. The documentation issued by the competent authority to approve the aircraft maintenance programme may include details of who may issue certificates of release to service in a particular situation and may define which tasks are considered as complex maintenance tasks or limited pilot owner maintenance according to [Appendix VIII to Part-M](#).
6. In the case of aircraft used by air carriers licensed in accordance with Regulation (EC) No 1008/2008 or complex motor-powered aircraft, the development of the aircraft maintenance programme is dependent upon sufficient satisfactory in-service experience which has been

properly processed. In general, the task being considered for escalation beyond the MRB limits should have been satisfactorily repeated at the existing frequency several times before being proposed for escalation. [Appendix I to AMC M.A.302 and M.B.301\(b\)](#) gives further information.

7. The competent authority may approve an incomplete maintenance programme at the start of operation of an aircraft or an operator, subject to limiting the approval of the maintenance programme to a period that does not exceed any required maintenance not yet approved.
8. If the competent authority is no longer satisfied that a safe operation can be maintained, the approval of a maintenance programme or part of it may be suspended or revoked. Events giving rise to such action include:
 - 8.1. An operator changing the utilisation of an aircraft;
 - 8.2. The owner or CAMO has failed to ensure that the programme reflects the maintenance needs of the aircraft such that safe operation can be assured.

AMC M.B.301(c) Maintenance Programme

ED Decision 2023/013/R

1. Approval of an aircraft maintenance programme through a procedure established by a CAO/CAMO should require the organisation to demonstrate to the competent authority that it has competence, procedures and record-keeping provisions, which will enable the organisation to analyse aircraft reliability, the instructions issued by the TC holder or the declarant of a declaration of design compliance, and other related operating and maintenance criteria.
2. According to the complexity of the aircraft and the nature of the operation, the maintenance programme procedures should contain reliability centred maintenance and condition monitored maintenance programme procedures and have procedures relating to the programme control which contain the following provisions:
 - (a) task escalation or adjustment,
 - (b) maintenance programme review,
 - (c) SB or Service Information assessment,
 - (d) component and structures in service performance review,
 - (e) maintenance programme revision,
 - (f) maintenance procedure effectiveness review and amendment,
 - (g) maintenance review board report (MRBR) or manufacturer maintenance planning document (MPD) review and assessment, as appropriate,
 - (h) AD review and assessment,
 - (i) owner/maintenance/CAO or CAMO liaison,
 - (j) training.
3. When the competent authority requests it, the organisation should make provision for the attendance of a representative of the competent authority at meetings held to consider maintenance implications arising from reviews of the above provisions.

M.B.302 Exemptions

Regulation (EU) 2020/270

All exemptions granted in accordance with Article 71 of Regulation (EU) 2018/1139 shall be recorded and retained by the competent authority.

M.B.303 Aircraft continuing airworthiness monitoring

Regulation (EU) 2015/1536

- (a) The competent authority shall develop a survey programme on a risk-based approach to monitor the airworthiness status of the fleet of aircraft on its register.
- (b) The survey programme shall include sample product surveys of aircraft and shall cover all aspects of airworthiness key risk elements.
- (c) The product survey shall sample the airworthiness standards achieved, on the basis of the applicable requirements, and identify any findings.
- (d) Any findings identified shall be categorised against the requirements of this Part and confirmed in writing to the person or organisation accountable according to [M.A.201](#). The competent authority shall have a process in place to analyse findings for their safety significance.
- (e) The competent authority shall record all findings and closure actions.
- (f) If during aircraft surveys evidence is found showing non-compliance with this Part or with any other Part, the finding shall be dealt with as prescribed by the relevant Part.
- (g) If so required to ensure appropriate enforcement action, the competent authority shall exchange information on non-compliances identified in accordance with point (f) with other competent authorities.

AMC1 M.B.303(a) Aircraft continuing airworthiness monitoring (ACAM)

ED Decision 2016/011/R

ACAM SURVEY PROGRAMME — SCOPE

1. The competent authority should establish a programme covering in-depth surveys and ramp surveys.
2. The competent authority's survey programme should select aircraft and/or operators depending on the number and complexity of aircraft on the national register, the diversity of aircraft types, local knowledge of the maintenance environment and operating conditions, airworthiness standards and past surveillance experience.
3. The programme should prioritise the operator/fleet/aircraft/key risk elements which are causing the greatest concern.
4. The survey programme should also include a certain percentage of unannounced ramp surveys.
5. The survey programme and changes thereto should be documented.

AMC2 M.B.303(a) Aircraft continuing airworthiness monitoring (ACAM)

ED Decision 2020/002/R

ACAM SURVEY PROGRAMME — CREDITING

1. Where the ACAM survey can be linked to the oversight of an approved organisation, then credit can be granted in the monitoring process of that approved organisation.
2. The competent authority may take credit of aircraft airworthiness inspections qualifying for the ACAM programme when these inspections are performed in accordance with the provisions of Regulation (EU) 2018/1139 and its implementing and delegated acts.

GM M.B.303(a) Aircraft continuing airworthiness monitoring (ACAM)

ED Decision 2020/002/R

COMBINED SURVEYS

In the interest of efficient use of competent authority resources, aircraft inspection procedures may be established covering the combined scope of various aircraft survey tasks performed by a competent authority, such as but not limited to:

- ACAM in-depth survey;
- airworthiness review;
- permit to fly physical inspection;
- Export Certificate of Airworthiness inspection;
- product survey in accordance with [M.B.704\(c\)](#);
- product audit in accordance with Part-145, Part-CAO or [Part-M Subpart F](#);
- review under supervision for airworthiness review staff authorisation, provided it covers the full scope of the physical survey in accordance with [M.A.710\(c\)](#); and
- ramp inspections performed in accordance with ARO.OPS¹ or ARO.RAMP².

Depending on which type of survey is required, any actual survey performed may cover a subset of the combined scope.

AMC1 M.B.303(b) Aircraft continuing airworthiness monitoring

ED Decision 2015/029/R

SCOPE OF SURVEYS

1. The competent authority should undertake sample product surveys of aircraft on its register to verify that:
 - (a) the condition of an aircraft as sampled is to a standard acceptable for the Certificate of Airworthiness/Airworthiness Review Certificate to remain in force,

¹ Subpart OPS of Part-ARO 'Authority requirements for air operations' to Commission Regulation (EU) No 965/2012.

² Subpart RAMP of Part-ARO 'Authority requirements for air operations' to Commission Regulation (EU) No 965/2012.

- (b) the operator/owner's management of the airworthiness of the aircraft is effective,
- (c) the approvals and licenses granted to organisations and persons continue to be applied in a consistent manner to achieve the required standards.

A physical inspection of the aircraft is necessary during each ACAM survey (ramp or in-depth).

2. Sample product surveys of aircraft include:
 - (a) in-depth surveys carried out during extensive maintenance that fully encompass selected aspects of an aircraft's airworthiness,
 - (b) ramp surveys carried out during aircraft operations to monitor the apparent condition of an aircraft's airworthiness.
3. When performing a ramp survey, the inspector(s) should make all possible efforts to avoid an unreasonable delay of the aircraft inspected.
4. The further information on 'KEY RISK ELEMENTS' can be found in [Appendix III to GM1 M.B.303\(b\)](#).

AMC2 M.B.303(b) Aircraft continuing airworthiness monitoring

ED Decision 2015/029/R

IN-DEPTH SURVEY

1. An ACAM in-depth survey is a sample inspection of the key risk elements (KREs) and should be performed during scheduled/extensive maintenance. [Appendix III to GM1 M.B.303\(b\)](#) provides guidance on KREs that can be used for planning and/or analysis of the inspections.
2. The survey should be a 'deep cut' through the elements or systems selected.
3. The record of an ACAM inspection should identify which KREs were inspected.

AMC3 M.B.303(b) Aircraft continuing airworthiness monitoring

ED Decision 2015/029/R

KEY RISK ELEMENTS

1. The following KREs should be used for aircraft continuing airworthiness monitoring:
 - (a) Type design and changes to type design
 - (b) Airworthiness limitations
 - (c) Airworthiness Directives
 - (d) Aircraft documents
 - (e) Flight Manual
 - (f) Mass & Balance
 - (g) Markings & placards
 - (h) Operational requirements
 - (i) Defect management
 - (j) Aircraft Maintenance Programme
 - (k) Component control

- (l) Repairs
 - (m) Records
2. These KREs and their detailed components should be adapted to the complexity of the aircraft type being surveyed by retaining only those items that are applicable and relevant for the particular aircraft type.
 3. The further information regarding 'KEY RISK ELEMENTS' can be found in [Appendix III to GM1 M.B.303\(b\)](#).

GM1 M.B.303(b) Aircraft continuing airworthiness monitoring (ACAM)

ED Decision 2020/002/R

KEY RISK ELEMENTS

The KREs define the scope of continuing airworthiness. The list of KREs is intended to provide the basis for planning and control of the ACAM survey programme. It will ensure that the programme covers all aspects of continuing airworthiness. While it is not required to cover all KREs during a given inspection, the ACAM survey programme needs to ensure that there is no omission, i.e. certain KRE are never inspected.

The further information on 'KEY RISK ELEMENTS' can be found in [Appendix III to GM1 M.B.303\(b\)](#).

AMC M.B.303(d) Aircraft continuing airworthiness monitoring (ACAM)

ED Decision 2016/011/R

FINDINGS ANALYSIS

1. The process should analyse the findings, or combination thereof, in order to identify:
 - (a) the root causes and their recurrence;
 - (b) the potential impact on flight safety of the individual aircraft or aircraft fleet on the national register, including hazard identification and risk mitigation; and
 - (c) further necessary actions at the level of the organisation(s) or individual(s) interacting with the continuing airworthiness of the aircraft or aircraft fleet.
2. The outcome of the analysis should be used for the further adjustment of the ACAM programme as well as for the purpose of [M.B.303\(e\), \(f\) and \(g\)](#).
3. The purpose of this process is not to analyse individual findings, but to address systemic issues or issues that become apparent at individual, corporate or aggregate level.

M.B.304 Revocation and suspension

Regulation (EU) 2015/1536

The competent authority shall:

- (a) suspend an airworthiness review certificate on reasonable grounds in the case of potential safety threat, or;
- (b) suspend or revoke an airworthiness review certificate pursuant to [M.B.903\(1\)](#).

M.B.305 Aircraft technical log system

Regulation (EU) 2020/270

- (a) The competent authority shall approve the initial aircraft technical log system required by point [M.A.306](#).
- (b) To enable the organisation to implement changes to the aircraft technical log system without prior competent authority approval, the competent authority shall approve the relevant procedure referred to in point [CAMO.A.300\(c\)](#) of Annex Vc, or point [M.A.704\(c\)](#) of this Annex or point [CAO.A.025\(c\)](#) of Annex Vd.

SUBPART D — MAINTENANCE STANDARDS

Regulation (EU) No 1321/2014

(to be developed as appropriate)

SUBPART E — COMPONENTS

Regulation (EU) No 1321/2014

(to be developed as appropriate)

SUBPART F — MAINTENANCE ORGANISATION

M.B.601 Application

Regulation (EU) No 1321/2014

Where maintenance facilities are located in more than one Member State the investigation and continued oversight of the approval shall be carried out in conjunction with the competent authorities designated by the Member States in whose territory the other maintenance facilities are located.

M.B.602 Initial Approval

Regulation (EU) 2019/1383

- (a) Provided the requirements of points [M.A.606\(a\)](#) and (b) are complied with, the competent authority shall formally indicate its acceptance of the [M.A.606\(a\)](#) and (b) personnel to the applicant in writing.
- (b) The competent authority shall establish that the procedures specified in the maintenance organisation manual comply with Subpart F of this Annex, and shall ensure that the accountable manager signs the commitment statement.
- (c) The competent authority shall verify that the organisation is in compliance with the requirements laid down in Subpart F of this Annex.
- (d) A meeting with the accountable manager shall be convened at least once during the investigation for approval to ensure that he/she fully understands the significance of the approval and the reason for signing the commitment of the organisation to compliance with the procedures specified in the manual.
- (e) All findings shall be confirmed in writing to the applicant organisation.
- (f) The competent authority shall record all findings, closure actions (actions required to close a finding) and recommendations.
- (g) For initial approval all findings shall be corrected by the organisation and closed by the competent authority before the approval can be issued.

AMC M.B.602(a) Initial approval

ED Decision 2015/029/R

1. 'Formally indicate in writing' means that an [EASA Form 4 \(Appendix X to AMC M.B.602\(a\) and AMC M.B.702\(a\)\)](#) should be used for this activity. With the exception of the accountable manager, an [EASA Form 4](#) should be completed for each person nominated to hold a position required by [M.A.606\(b\)](#).
2. In the case of the accountable manager approval of the maintenance organisation manual containing the accountable manager's signed commitment statement constitutes formal acceptance.

AMC M.B.602(b) Initial approval

ED Decision 2015/029/R

The competent authority should indicate approval of the maintenance organisation manual in writing.

AMC M.B.602(c) Initial approval

ED Decision 2015/029/R

1. The competent authority should determine by whom, and how the audit shall be conducted. For example, it will be necessary to determine whether one large team audit or a short series of small team audits or a long series of single man audits are most appropriate for the particular situation.
2. The audit may be carried out on a product line type basis. For example, in the case of an organisation with Socata TB20 and Piper PA28 ratings, the audit is concentrated on one type only for a full compliance check. Dependent upon the result, the second type may only require a sample check that should at least cover the activities identified as weak for the first type.
3. The competent authority auditing surveyor should always ensure that he/she is accompanied throughout the audit by a senior technical member of the organisation. The reason for being accompanied is to ensure the organisation is fully aware of any findings during the audit.
4. The auditing surveyor should inform the senior technical member of the organisation at the end of the audit visit on all findings made during the audit.

AMC M.B.602(e) Initial approval

ED Decision 2015/029/R

1. Findings should be recorded on an audit report form with a provisional categorisation as a level 1 or 2. Subsequent to the audit visit that identified the particular findings, the competent authority should review the provisional finding levels, adjusting them if necessary and change the categorisation from 'provisional' to 'confirmed'.
2. All findings should be confirmed in writing to the applicant organisation within 2 weeks of the audit visit.
3. There may be occasions when the competent authority finds situations in the applicant's organisation on which it is unsure about compliance. In this case, the organisation should be informed about possible non-compliance at the time and the fact that the situation will be reviewed within the competent authority before a decision is made. If the review concludes that there is no finding then a verbal confirmation to the organisation will suffice.

AMC M.B.602(f) Initial approval

ED Decision 2015/029/R

1. The audit report should be made on an [EASA Form 6F](#) (see appendix VI).
2. A quality review of the [EASA Form 6F](#) audit report should be carried out by a competent independent person nominated by the competent authority. The review should take into account the relevant paragraphs of [M.A. Subpart F](#), the categorisation of finding levels and the closure action taken. Satisfactory review of the audit form should be indicated by a signature on the [EASA Form 6F](#).

AMC M.B.602(g) Initial approval

ED Decision 2015/029/R

The audit reports should include the date each finding was cleared together with reference to the competent authority report or letter that confirmed the clearance.

M.B.603 Issue of approval

Regulation (EU) 2019/1383

- (a) The competent authority shall issue to the applicant an EASA Form 3 approval certificate ([Appendix V](#) to this Annex), which includes the extent of the approval, when the maintenance organisation is in compliance with the applicable points of this Annex.
- (b) The competent authority shall indicate the conditions attached to the approval on the EASA Form 3 approval certificate.
- (c) The reference number shall be included on the EASA Form 3 approval certificate in a manner specified by the Agency.

AMC M.B.603(a) Issue of approval

ED Decision 2015/029/R

1. For approvals involving more than one competent authority, the approval should be granted in conjunction with the competent authorities of the Member States in whose territories the other maintenance organisation facilities are located. For practical reasons the initial approval should be granted on the basis of a joint audit visit by the approving competent authority and competent authorities of the Member States in whose territories the other maintenance organisation facilities are located. Audits related to the continuation of the approval should be delegated to the competent authorities of the Member States in whose territories the other maintenance organisation facilities are located. The resulting audit form and recommendation should then be submitted to the approving competent authority.
2. The approval should be based upon the organisational capability relative to [M.A. Subpart F](#) compliance and not limited by reference to individual EASA certificated products.

For example, if the organisation is capable of maintaining within the limitation of [M.A. Subpart F](#) the Cessna 100 series aircraft the approval schedule should state A2 Cessna 100 series and not Cessna 172RG which is a particular designator for one of many Cessna 100 series.

3. **Special case for ELA1 aircraft:**

In order to promote standardisation, for this category of aircraft the following approach is recommended:

- Possible ratings to be endorsed in EASA Form 3:
 - ELA1 sailplanes;
 - ELA1 powered sailplanes and ELA1 aeroplanes;
 - ELA1 balloons;
 - ELA1 airships.
- Before endorsing any of those ratings (for example, ELA1 sailplanes) in EASA Form 3, the competent authority should audit that the organisation is capable of maintaining at least one aircraft type (for example, one type of sailplanes within the ELA1 category), including

the availability of the necessary facilities, equipment, tooling, material, maintenance data, and certifying staff.

- It is acceptable that the detailed scope of work in the Maintenance Organisation Manual (MOM) contains the same ratings endorsed in EASA Form 3 (for example, ELA1 sailplanes), without a need to further limit them. However, the maintenance organisation will only be able to maintain a certain aircraft type when all the necessary facilities, equipment, tooling, material, maintenance data, and certifying staff are available.

AMC M.B.603(c) Issue of approval

ED Decision 2015/029/R

The numeric sequence of the approval reference should be unique to the particular approved maintenance organisation.

M.B.604 Continuing oversight

Regulation (EU) 2019/1383

- (a) The competent authority shall keep and update a programme listing, for each maintenance organisation approved in accordance with Subpart F of Section B of this Annex under its supervision, the dates when audit visits are due and when such visits were carried out.
- (b) Each organisation shall be completely audited at periods not exceeding 24 months.
- (c) All findings shall be confirmed in writing to the applicant organisation.
- (d) The competent authority shall record all findings, closure actions (actions required to close a finding) and recommendations.
- (e) A meeting with the accountable manager shall be convened at least once every 24 months to ensure he/she remains informed of significant issues arising during audits.

AMC M.B.604(b) Continuing oversight

ED Decision 2020/002/R

1. Where the competent authority has decided that a series of audit visits are necessary to arrive at a complete audit of an approved maintenance organisation, the program should indicate which aspects of the approval will be covered on each visit.
2. It is recommended that part of an audit concentrates on the organisations internal self monitoring reports produced by the organisational review to determine if the organisation is identifying and correcting its problems.
3. At the successful conclusion of the audit(s) including verification of the manual, an audit report form should be completed by the auditing surveyor including all recorded findings, closure actions and recommendation. An [EASA Form 6F](#) should be used for this activity.
4. Credit may be claimed by the competent authority surveyor(s) for specific item audits completed during the preceding 23-month period subject to four conditions:
 - (a) the specific item audit should be the same as that required by [M.A. Subpart F](#) latest amendment, and
 - (b) there should be satisfactory evidence on record that such specific item audits were carried out and that all corrective actions have been taken, and

- (c) the competent authority surveyor(s) should be satisfied that there is no reason to believe standards have deteriorated in respect of those specific item audits being granted a back credit;
 - (d) the specific item audit being granted a back credit should be audited not later than 24 months after the last audit of the item.
5. When performing the oversight of an organisation that holds more than one approval pursuant to this Regulation, the competent authority should arrange the audits to cover both approvals avoiding a duplicated visit of a particular area.

M.B.605 Findings

Regulation (EU) 2019/1383

- (a) When during audits or by other means evidence is found showing non-compliance with a requirement laid down in this Annex or Annex Vb (Part-ML), the competent authority shall take the following actions:
 - 1. For level 1 findings, immediate action shall be taken by the competent authority to revoke, limit or suspend in whole or in part, depending upon the extent of the level 1 finding, the maintenance organisation approval, until successful corrective action has been taken by the organisation.
 - 2. For level 2 findings, the competent authority shall grant a corrective action period appropriate to the nature of the finding that shall not be more than three months. In certain circumstances, at the end of this first period and subject to the nature of the finding, the competent authority can extend the three month period subject to a satisfactory corrective action plan.
- (b) Action shall be taken by the competent authority to suspend in whole or part the approval in case of failure to comply within the timescale granted by the competent authority.

AMC M.B.605(a)(1) Findings

ED Decision 2015/029/R

For a level 1 finding it may be necessary for the competent authority to ensure that further maintenance and re-certification of all affected products is accomplished, dependent upon the nature of the finding.

M.B.606 Changes

Regulation (EU) 2019/1383

- (a) The competent authority shall comply with the applicable elements of the initial approval for any change to the organisation notified in accordance with point [M.A.617](#).
- (b) The competent authority may prescribe the conditions under which the approved maintenance organisation may operate during such changes, unless it determines that the approval should be suspended due to the nature or the extent of the changes.
- (c) For any change to the maintenance organisation manual:
 - 1. in the case of direct approval of changes in accordance with point (b) of point [M.A.604](#), the competent authority shall verify that the procedures specified in the manual are in compliance with this Annex before formally notifying the approved organisation of the approval;

2. in the case of an indirect approval of changes in accordance with point (c) of point [M.A.604](#), the competent authority shall ensure that:
 - (i) the changes remain minor;
 - (ii) it has adequate control over the approval of the changes to ensure they remain in compliance with the requirements of this Annex.

AMC M.B.606 Changes

ED Decision 2015/029/R

1. Changes in nominated persons.

The competent authority should have adequate control over any changes to personnel specified in [M.A.606\(a\) and \(b\)](#). Such changes will require an amendment to the manual.
2. It is recommended that a simple manual status sheet is maintained which contains information on when an amendment was received by the competent authority and when it was approved.
3. The competent authority should define the minor amendments to the manual which may be incorporated through indirect approval. In this case a procedure should be stated in the amendment section of the maintenance organisation manual.

Changes notified in accordance with [M.A.617](#) are not considered minor.

For all cases other than minor, the applicable part(s) of the [EASA Form 6F](#) should be used for the change.
4. The approved maintenance organisation should submit each manual amendment to the competent authority whether it be an amendment for competent authority approval or an indirectly approved amendment. Where the amendment requires competent authority approval, the competent authority when satisfied, should indicate its approval in writing. Where the amendment has been submitted under the indirect approval procedure the competent authority should acknowledge receipt in writing.

M.B.607 Revocation, suspension and limitation of an approval

Regulation (EU) No 1321/2014

The competent authority shall:

- (a) suspend an approval on reasonable grounds in the case of potential safety threat, or;
- (b) suspend, revoke or limit an approval pursuant to point [M.B.605](#).

SUBPART G — CONTINUING AIRWORTHINESS MANAGEMENT ORGANISATION

M.B.701 Application

Regulation (EU) 2015/1536

- (a) For licenced air carriers in accordance with Regulation (EC) No 1008/2008 the competent authority shall receive for approval with the initial application for the air operator's certificate and where applicable any variation applied for and for each aircraft type to be operated:
1. the continuing airworthiness management exposition;
 2. the operator's aircraft maintenance programmes;
 3. the aircraft technical log;
 4. where appropriate the technical specification of the maintenance contracts between the CAMO and [Part-145](#) approved maintenance organisation.
- (b) Where facilities are located in more than one Member State the investigation and continued oversight of the approval shall be carried out in conjunction with the competent authorities designated by the Member States in whose territory the other facilities are located.

AMC M.B.701(a) Application

ED Decision 2016/011/R

1. The documents listed in [M.B.701\(a\)](#) points (1), (2) and (3) may require approval. Draft documents should be submitted at the earliest opportunity so that assessment of the application can begin. Grant or change cannot be effected until the competent authority has received the completed documents. This information is required to enable the competent authority to conduct its assessment in order to determine the volume of oversight work necessary and the locations at which it will be accomplished.
2. If considered appropriate for the assessment, the competent authority may request that at the time of initial application or change of the approval schedule the CAMO applicant provides a copy of the technical specifications of the contracts with [Part-145](#) organisations to demonstrate that arrangements are in place for all base and scheduled line maintenance for an appropriate period of time.

M.B.702 Initial approval

Regulation (EU) No 1321/2014

- (a) Provided the requirements of points [M.A.706\(a\), \(c\), \(d\)](#) and [M.A.707](#) are complied with, the competent authority shall formally indicate its acceptance of the [M.A.706\(a\), \(c\), \(d\)](#) and [M.A.707](#) personnel to the applicant in writing.
- (b) The competent authority shall establish that the procedures specified in the continuing airworthiness management exposition comply with [Section A, Subpart G](#) of this [Annex \(Part-M\)](#) and ensure the accountable manager signs the commitment statement.
- (c) The competent authority shall verify the organisation's compliance with requirements laid down in [Section A, Subpart G](#) of this [Annex \(Part-M\)](#).

- (d) A meeting with the accountable manager shall be convened at least once during the investigation for approval to ensure that he/she fully understands the significance of the approval and the reason for signing the exposition commitment of the organisation to compliance with the procedures specified in the continuing airworthiness management exposition.
- (e) All findings shall be confirmed in writing to the applicant organisation.
- (f) The competent authority shall record all findings, closure actions (actions required to close a finding) and recommendations.
- (g) For initial approval all findings shall be corrected by the organisation and closed by the competent authority before the approval can be issued.

AMC M.B.702(a) Initial approval

ED Decision 2015/029/R

1. 'Formally indicate in writing' means that an [EASA Form 4 \(Appendix X to AMC M.B.602\(a\) and AMC M.B.702\(a\)\)](#) should be used for this activity. With the exception of the accountable manager, an [EASA Form 4](#) should be completed for each person nominated to hold a position required by [M.A.706\(c\)](#), [\(d\)](#) and [M.A.707](#).
2. In the case of the accountable manager, approval of the continuing airworthiness management exposition containing the accountable manager's signed commitment statement constitutes formal acceptance, once the authority has held a meeting with the accountable manager and is satisfied with its results.

AMC M.B.702(b) Initial approval

ED Decision 2016/011/R

1. The competent authority should indicate approval of the continuing airworthiness management exposition in writing.
2. Contracts for sub-contracting continuing airworthiness management tasks by CAMOs should be included in the continuing airworthiness organisation exposition. The competent authorities should verify that the standards set forth in [AMC M.A.711\(a\)\(3\)](#) have been met when approving the exposition.
3. The competent authority while investigating the acceptability of the proposed subcontracted continuing airworthiness management tasks arrangements will take into account, in the subcontracted organisation, all other such contracts that are in place irrespective of state of registry in terms of sufficiency of resources, expertise, management structure, facilities and liaison between the CAMO, the subcontracted organisation and, where applicable, the contracted maintenance organisation(s).

AMC M.B.702(c) Initial approval

ED Decision 2015/029/R

1. The competent authority should determine by whom, and how the audit shall be conducted. For example, it will be necessary to determine whether one large team audit or a short series of small team audits or a long series of single man audits are most appropriate for the particular situation.

2. The audit may be carried out on a product line type basis. For example, in the case of an organisation with Airbus A320 and Airbus A310 ratings, the audit is concentrated on one type only for a full compliance check. Dependent upon the result, the second type may only require a sample check that should at least cover the activities identified as weak for the first type.
3. When determining the scope of the audit and which activities of the organisation will be assessed during the audit, the privileges of the approved organisation should be taken into account, e.g. approval to carry out airworthiness reviews.
4. The competent authority auditing surveyor should always ensure that he/she is accompanied throughout the audit by a senior technical member of the organisation. Normally this is the quality manager. The reason for being accompanied is to ensure the organisation is fully aware of any findings during the audit.
5. The auditing surveyor should inform the senior technical member of the organisation at the end of the audit visit on all findings made during the audit.

AMC M.B.702(e) Initial approval

ED Decision 2015/029/R

1. Findings should be recorded on an audit report form with a provisional categorisation as a level 1 or 2. Subsequent to the audit visit that identified the particular findings, the competent authority should review the provisional finding levels, adjusting them if necessary and change the categorisation from 'provisional' to 'confirmed'.
2. All findings should be confirmed in writing to the applicant organisation within 2 weeks of the audit visit.
3. There may be occasions when the competent authority finds situations in the applicant's organisation on which it is unsure about compliance. In this case, the organisation should be informed about possible non-compliance at the time and the fact that the situation will be reviewed within the competent authority before a decision is made. If the review concludes that there is no finding then a verbal confirmation to the organisation will suffice.

AMC M.B.702(f) Initial approval

ED Decision 2015/029/R

1. The audit report form should be the [EASA Form 13](#) (Appendix VII).
2. A quality review of the [EASA Form 13](#) audit report should be carried out by a competent independent person nominated by the competent authority. The review should take into account the relevant paragraphs of [M.A. Subpart G](#), the categorisation of finding levels and the closure action taken. Satisfactory review of the audit form should be indicated by a signature on the [EASA Form 13](#).

AMC M.B.702(g) Initial approval

ED Decision 2015/029/R

The audit reports should include the date each finding was cleared together with reference to the competent authority report or letter that confirmed the clearance.

M.B.703 Issue of approval

Regulation (EU) 2020/270

- (a) The competent authority shall issue to the applicant an EASA Form 14-MG approval certificate ([Appendix VI to this Annex](#)) which includes the extent of approval, when the continuing airworthiness management organisation is in compliance with Section A, Subpart G of this Annex (Part-M).
- (b) The competent authority shall indicate the validity of the approval on the EASA Form 14-MG approval certificate.
- (c) The reference number shall be included on the Form 14-MG approval certificate in a manner specified by the Agency.
- (d) In the case of licenced air carriers in accordance with Regulation (EC) No 1008/2008, the information contained on an EASA Form 14-MG will be included on the air operator's certificate.

AMC M.B.703 Issue of approval

ED Decision 2015/029/R

The table shown for the Approval Schedule in [EASA Form 14](#) includes a field designated as 'Aircraft type/series/group'

The intention is to give maximum flexibility to the competent authority to customise the approval to a particular organisation.

Possible alternatives to be included in this field are the following:

- A specific type designation that is part of a type certificate, such as Airbus 340-211 or Cessna 172R.
- A type rating (or series) as listed in [Part-66 Appendix I to AMC](#), which may be further subdivided, such as Boeing 737-600/700/800, Boeing 737-600, Cessna 172 Series.
- An aircraft group such as, for example, 'all sailplanes and powered sailplanes' or 'Cessna single piston engined aircraft' or 'Group 3 aircraft' (as defined in [66.A.5](#)) or 'aircraft below 2 730 kg MTOM'.

Reference to the engine type installed in the aircraft may or may not be included, as necessary.

It is important to note that the scope of work defined in EASA Form 14 is further limited to the one defined in the Continuing Airworthiness Management Exposition (CAME). It is this scope of work in the CAME which ultimately defines the approval of the organisation. As a consequence, it is possible for a competent authority to endorse in EASA Form 14, for example, a scope of work for Group 3 aircraft while the detailed scope of work defined in the CAME does not include all Group 3 aircraft.

Nevertheless, in all cases, the competent authority should be satisfied that the organisation has the capability to manage the types/groups/series endorsed in the [EASA Form 14](#).

Since the activities linked to continuing airworthiness management are mainly process-oriented rather than facility/tooling-oriented, changes to the detailed scope of work defined in the CAME (either directly or through a capability list), within the limits already included in [EASA Form 14](#), may be considered as not affecting the approval and not subject to [M.A.713](#). As a consequence, for these changes the competent authority may allow the use by the CAMO of the indirect approval procedure defined in [M.A.704\(c\)](#).

In the example mentioned above, before endorsing the Group 3 in [EASA Form 14](#) for the first time, the competent authority should make sure that the organisation is capable of managing this category

of aircraft as a whole. In particular, the competent authority should ensure that Baseline/Generic Maintenance Programmes (see [M.A.709](#)) or individual maintenance programmes (for contracted customers) are available for all the aircraft which are intended to be initially included in the scope of work detailed in the CAME. Later on, if changes need to be introduced in the detailed scope of work detailed in the CAME to include new aircraft types (within Group 3), this may be done by the CAMO through the use of the indirect approval procedure.

Since, as mentioned above, the competent authority should make sure that the organisation is capable of managing the requested category as a whole, it is not reasonable to grant a full Group 3 approval based on an intended scope of work which is limited to, for example, a Cessna 172 aircraft. However, it may be reasonable to grant such full Group 3 approval, after showing appropriate capability, for an intended scope of work covering several aircraft types or series of different complexity and which are representative of the full Group 3.

Special case for ELA1 aircraft:

In order to promote standardisation, for this category of aircraft the following approach is recommended:

- Possible ratings to be endorsed in [EASA Form 14](#):
 - ELA1 sailplanes;
 - ELA1 powered sailplanes and ELA1 aeroplanes;
 - ELA1 balloons;
 - ELA1 airships.
- Before endorsing any of those ratings (for example, ELA1 sailplanes) in [EASA Form 14](#), the competent authority should audit that the organisation is capable of managing at least one aircraft type (for example, one type of sailplanes within the ELA1 category), including the availability of the necessary facilities, data, maintenance programmes, and staff.
- It is acceptable that the detailed scope of work in the CAME contains the same ratings endorsed in [EASA Form 14](#) (for example, ELA1 sailplanes), without a need to further limit them. However, the CAMO will only be able to manage a certain aircraft type when all the necessary facilities, data, maintenance programmes and staff are available.

AMC M.B.703(a) Issue of approval

ED Decision 2015/029/R

For approvals involving more than one competent authority, the approval should be granted in conjunction with the competent authority of the Member States in whose territories the other continuing airworthiness management organisation facilities are located. For practical reasons the initial approval should be granted on the basis of a joint audit visit by the approving competent authority and competent authority of the Member States in whose territories the other continuing airworthiness management organisation facilities are located. Audits related to the renewal of the approval should be delegated to the competent authority of the Member States in whose territories the other continuing airworthiness management organisation facilities are located. The resulting audit form and recommendation should then be submitted to the approving competent authority.

AMC M.B.703(c) Issue of approval

ED Decision 2015/029/R

The numeric sequence should be unique to the particular CAMO.

M.B.704 Continuing oversight

Regulation (EU) No 1321/2014

- (a) The competent authority shall keep and update a program listing, for each continuing airworthiness organisation approved under [Section A, Subpart G](#) of this [Annex \(Part-M\)](#) under its supervision, the dates when audit visits are due and when such visits were carried out.
- (b) Each organisation shall be completely audited at periods not exceeding 24 months.
- (c) A relevant sample of the aircraft managed by the organisation approved under [Section B, Subpart G](#) of this [Annex \(Part-M\)](#) shall be surveyed in every 24 month period. The size of the sample will be decided by the competent authority based on the result of prior audits and earlier product surveys.
- (d) All findings shall be confirmed in writing to the applicant organisation.
- (e) The competent authority shall record all findings, closure actions (actions required to close a finding) and recommendations.
- (f) A meeting with the accountable manager shall be convened at least once every 24 months to ensure he/she remains informed of significant issues arising during audits.

AMC M.B.704(b) Continuing oversight

ED Decision 2020/002/R

1. Where the competent authority has decided that a series of audit visits are necessary to arrive at a complete audit of an approved continuing airworthiness management organisation, the program should indicate which aspects of the approval will be covered on each visit.
2. It is recommended that part of an audit concentrates on two ongoing aspects of the [M.A. Subpart G](#) approval, namely the organisations internal self monitoring quality reports produced by the quality monitoring personnel to determine if the organisation is identifying and correcting its problems and secondly the number of concessions granted by the quality manager.
3. At the successful conclusion of the audit(s) including verification of the exposition, an audit report form should be completed by the auditing surveyor including all recorded findings, closure actions and recommendation. An [EASA Form 13](#) should be used for this activity.
4. Credit may be claimed by the competent authority surveyor(s) for specific item audits completed during the preceding 23 month period subject to four conditions:
 - (a) the specific item audit should be the same as that required by [M.A. Subpart G](#) latest amendment, and
 - (b) there should be satisfactory evidence on record that such specific item audits were carried out and that all corrective actions have been taken, and
 - (c) the competent authority surveyor(s) should be satisfied that there is no reason to believe standards have deteriorated in respect of those specific item audits being granted a back credit;

- (d) the specific item audit being granted a back credit should be audited not later than 24 months after the last audit of the item.
- 5. When a CAMO sub-contracts continuing airworthiness management tasks all sub-contracted organisations should also be audited by the competent authority at periods not exceeding 24 months (credits per paragraph 4 above are permitted) to ensure they fully comply with [M.A. Subpart G](#). For these audits, the competent authority auditing surveyor should always ensure that he/she is accompanied throughout the audit by a senior technical member of the CAMO. All findings should be sent to and corrected by the CAMO.
- 6. When performing the oversight of organisations that hold various approvals, the competent authority should arrange the audits to cover all approvals avoiding a duplicated visit of a particular area.

M.B.705 Findings

Regulation (EU) 2020/270

- (a) When during audits or by other means, evidence is found showing non-compliance to a requirement laid down in this Annex (Part-M) or Annex Vb (Part-ML), as applicable, the competent authority shall take the following actions:
 - 1. For level 1 findings, immediate action shall be taken by the competent authority to revoke, limit or suspend in whole or in part, depending upon the extent of the level 1 finding, the continuing airworthiness management organisation approval, until successful corrective action has been taken by the organisation.
 - 2. For level 2 findings, the competent authority shall grant a corrective action period appropriate to the nature of the finding that shall not be more than three months. In certain circumstances, at the end of this first period, and subject to the nature of the finding the competent authority can extend the three month period subject to a satisfactory corrective action plan.
- (b) Action shall be taken by the competent authority to suspend in whole or part the approval in case of failure to comply within the timescale granted by the competent authority.

AMC M.B.705(a)(1) Findings

ED Decision 2016/011/R

For a level 1 finding the competent authority should inform the owner/operator and the competent authority of any potentially affected aircraft in order that corrective action can be taken to ensure possible unsafe conditions on these aircraft are corrected before further flight.

Furthermore, a level 1 finding could lead to a non-compliance to be found on an aircraft as specified in [M.B.303\(f\)](#).

M.B.706 Changes

Regulation (EU) 2020/270

- (a) The competent authority shall comply with the applicable elements of the initial approval for any change to the organisation notified in accordance with point [M.A.713](#).
- (b) The competent authority may prescribe the conditions under which the approved continuing airworthiness management organisation may operate during such changes unless it determines that the approval should be suspended due to the nature or the extent of the changes.

- (c) For any change to the continuing airworthiness management exposition:
1. In the case of direct approval of changes in accordance with point [M.A.704\(b\)](#) of this Annex (Part-M), the competent authority shall verify that the procedures specified in the exposition are in compliance with this Annex (Part-M) or Annex Vb (Part-ML), as applicable, before formally notifying the approved organisation of the approval.
 2. In the case an indirect approval procedure is used for the approval of the changes in accordance with point M.A.704(c) of this Annex (Part-M), the competent authority shall ensure all of the following:
 - (i) that the changes remain minor;
 - (ii) that it has an adequate control over the approval of the changes to ensure they remain in compliance with the requirements of this Annex (Part-M) or Annex Vb (Part-ML), as applicable.

AMC M.B.706 Changes

ED Decision 2016/011/R

1. Changes in nominated persons. The competent authority should have adequate control over any changes to the personnel specified in [M.A.706\(a\), \(c\), \(d\) and \(i\)](#). Such changes will require an amendment to the exposition.
2. It is recommended that a simple exposition status sheet is maintained which contains information on when an amendment was received by the competent authority and when it was approved.
3. The competent authority should define the minor amendments to the exposition which may be incorporated through indirect approval. In this case a procedure should be stated in the amendment section of the approved continuing airworthiness management exposition.
4. Changes notified in accordance with [M.A.713](#) are not considered minor. For all cases other than minor, the applicable part(s) of the [EASA Form 13](#) should be used for the change.
5. The CAMO should submit each exposition amendment to the competent authority whether it be an amendment for competent authority approval or an indirectly approved amendment. Where the amendment requires competent authority approval, the competent authority when satisfied, should indicate its approval in writing. Where the amendment has been submitted under the indirect approval procedure the competent authority should acknowledge receipt in writing.

M.B.707 Revocation, suspension and limitation of an approval

Regulation (EU) No 1321/2014

The competent authority shall:

- (a) suspend an approval on reasonable grounds in the case of potential safety threat, or;
- (b) suspend, revoke or limit an approval pursuant to point [M.B.705](#).

SUBPART H — CERTIFICATE OF RELEASE TO SERVICE — CRS

Regulation (EU) No 1321/2014

(to be developed as appropriate)

SUBPART I — AIRWORTHINESS REVIEW CERTIFICATE

M.B.901 Assessment of recommendations

Regulation (EU) 2019/1383

Upon receipt of an application and associated airworthiness review certificate recommendation in accordance with point [M.A.901](#):

1. Appropriately qualified personnel of the competent authority shall verify that the compliance statement contained in the recommendation demonstrates that a complete airworthiness review in accordance with point [M.A.901](#) has been carried out.
2. The competent authority shall investigate and may request further information to support the assessment of the recommendation.

AMC M.B.901 Assessment of recommendations

ED Decision 2021/009/R

1. The result of the verification and the investigation of a recommendation should be sent to the applicant within 30 days. If corrective action has been requested before the issuance of an airworthiness review certificate, the competent authority may decide a further period for the assessment of the requested corrective action.
2. The verification of the compliance statement required by [M.B.901](#) does not mean repeating the airworthiness review itself. However, the competent authority should verify that the CAMO/CAO has carried out a complete and accurate assessment of the airworthiness of the aircraft.
3. Depending on the content of the recommendation, the history of the particular aircraft, and the knowledge of the CAMO/CAO making the recommendation in terms of experience, number and correction of findings and previous recommendations the extent of the investigation will vary. Therefore, whenever possible the person carrying out the investigation should be involved in the oversight of the CAMO/CAO making the recommendation.
4. In some cases, the inspector may decide that it is necessary to organise:
 - a physical survey of the aircraft, or
 - a full or partial airworthiness review.

In this case, the inspector should inform the CAMO/CAO making the recommendation with sufficient notice so that it may organise itself according to [M.A.901\(i\)](#).

Furthermore, this part of the investigation should be carried out by appropriate airworthiness review staff in accordance with [M.B.902\(b\)](#).

5. Only when satisfied that the aircraft is airworthy, should the inspector issue an airworthiness review certificate.

M.B.902 Airworthiness review by the competent authority

Regulation (EU) 2019/1383

- (a) When the competent authority carries out the airworthiness review and issues the airworthiness review certificate (Appendix III ([EASA Form 15a](#)) to this Annex), the competent authority shall carry out an airworthiness review in accordance with point [M.A.901](#).

- (b) The competent authority shall have appropriate airworthiness review staff to carry out the airworthiness reviews.
1. For all aircraft used by air carriers licensed in accordance with Regulation (EC) No 1008/2008, and for aircraft above 2 730 kg MTOM, such staff shall have:
 - (i) acquired at least 5 years of experience in continuing airworthiness;
 - (ii) acquired an appropriate licence in compliance with Annex III (Part-66), or a nationally recognised maintenance personnel qualification appropriate to the aircraft category (when Article 5(6) refers to national rules), or an aeronautical degree or equivalent;
 - (iii) received formal aeronautical maintenance training;
 - (iv) held a position with appropriate responsibilities.

Notwithstanding points (a) to (d), the requirement laid down in point (b)(1)(b) of point [M.B.902](#) may be replaced with 5 years of experience in continuing airworthiness additional to those already required by point (b)(1)(a) of point [M.B.902](#).
 2. For aircraft not used by air carriers licensed in accordance with Regulation (EC) No 1008/2008, and for aircraft of 2 730 kg MTOM and below, such staff shall have:
 - (i) at least 3 years of experience in continuing airworthiness;
 - (ii) acquired an appropriate licence in compliance with Annex III (Part-66), or a nationally recognised maintenance personnel qualification appropriate to the aircraft category when Article 5(6) refers to national rules, or an aeronautical degree or equivalent;
 - (iii) received appropriate aeronautical maintenance training;
 - (iv) held a position with appropriate responsibilities.

Notwithstanding points (a) to (d), the requirement laid down in point (b)(2)(b) of point [M.B.902](#) may be replaced by 4 years of experience in continuing airworthiness additional to those already required by point (b)(2)(a) of point [M.B.902](#).
- (c) The competent authority shall maintain a record of all airworthiness review staff, which shall include details of any appropriate qualification held together with a summary of relevant continuing airworthiness management experience and training.
- (d) The competent authority shall have access to the applicable data as specified in points [M.A.305](#), [M.A.306](#) and [M.A.401](#) in the performance of the airworthiness review.
- (e) The staff that carries out the airworthiness review shall issue a [Form 15a](#) after satisfactory completion of the airworthiness review.

AMC M.B.902(b) Airworthiness review by the competent authority

ED Decision 2020/002/R

1. A person qualified in accordance with [AMC1 M.B.102\(c\)](#) subparagraph 1.5 should be considered as holding the equivalent to an aeronautical degree.
2. 'experience in continuing airworthiness' means any appropriate combination of experience in tasks related to aircraft maintenance and/or continuing airworthiness management (engineering) and/or surveillance of such tasks.

3. An appropriate licence in compliance with [Annex III \(Part-66\)](#) is a category B or C licence in the subcategory of the aircraft reviewed. It is not necessary to satisfy the recent experience requirements of Part 66 at the time of the review or to hold the type rating on the particular aircraft.
4. To hold a position with appropriate responsibilities means the airworthiness review staff should have a position within the competent authority that authorises that person to sign on behalf that competent authority.
5. A person in the competent authority carrying out airworthiness reviews or airworthiness certificate renewal inspections in a Member State, prior to the date of entry into force of [Part-M](#) should be considered as complying with [M.B.902\(b\)](#).

AMC M.B.902(b)(1) Airworthiness review by the competent authority

ED Decision 2016/011/R

For all aircraft used by air carriers licensed in accordance with Regulation (EC) No 1008/2008 and for any other aircraft, other than balloons, above 2 730 kg MTOM, formal aeronautical maintenance training means training (internal or external) supported by evidence on the following subjects:

- Relevant parts of continuing airworthiness regulations.
- Relevant parts of operational requirements and procedures, if applicable.
- Knowledge of the internal procedures for continuing airworthiness.
- Knowledge of a relevant sample of the type(s) of aircraft gained through a formalised training course. These courses should be at least at a level equivalent to [Part-66 Appendix III](#) Level 1 General Familiarisation.

'Relevant sample' means that these courses should cover typical systems embodied in those aircraft being within the scope of approval.

AMC M.B.902(b)(2) Airworthiness review by the competent authority

ED Decision 2020/002/R

For aircraft of 2 730 kg MTOM and below, not used by air carriers licensed in accordance with Regulation (EC) No 1008/2008, appropriate aeronautical maintenance training means demonstrated knowledge of the following subjects:

- Relevant parts of continuing airworthiness regulations.
- Relevant parts of operational requirements and procedures, if applicable.
- Knowledge of the internal procedures for continuing airworthiness.
- Knowledge of a relevant sample of the type(s) of aircraft gained through training and/or work experience. Such knowledge should be at least at a level equivalent to [Part-66 Appendix III](#) Level 1 General Familiarisation.

'Relevant sample' means that these courses should cover typical systems embodied in those aircraft being within the scope of approval.

This knowledge may be demonstrated by documented evidence or by an assessment performed by the competent authority. This assessment should be recorded.

AMC M.B.902(c) Airworthiness review by the competent authority

ED Decision 2015/029/R

The minimum content of the airworthiness review staff record should be:

- Name,
- Date of Birth,
- Basic Education,
- Experience,
- Aeronautical Degree and/or [Part-66](#)-qualification,
- Initial Training received,
- Type Training received,
- Continuation Training received,
- Experience in continuing airworthiness and within the organisation,
- Responsibilities of current job.

M.B.903 Findings

Regulation (EU) No 1321/2014

If during aircraft surveys or by other means evidence is found showing non-compliance to a [Part-M](#) requirement, the competent authority shall take the following actions:

1. for level 1 findings, the competent authority shall require appropriate corrective action to be taken before further flight and immediate action shall be taken by the competent authority to revoke or suspend the airworthiness review certificate.
2. for level 2 findings, the corrective action required by the competent authority shall be appropriate to the nature of the finding.

M.B.904 Exchange of information

Regulation (EU) 2019/1383

Upon receipt of a notification of aircraft transfer between the Member States according to point [M.A.903](#), the competent authority of the Member State where the aircraft is currently registered shall inform the competent authority of the Member State where the aircraft will be registered of any known problems with the aircraft being transferred. The competent authority of the Member State where the aircraft will be registered shall ensure that the competent authority of the Member State where the aircraft is currently registered has been properly notified about the transfer.

APPENDICES TO ANNEX I (PART-M)

Appendix I — Continuing airworthiness management contract

Regulation (EU) 2022/1360

1. When an owner or operator contracts in accordance with point [M.A.201](#) a CAMO or CAO to carry out continuing airworthiness management tasks, upon request by the competent authority, a copy of the contract signed by both parties shall be sent by the owner or operator to the competent authority of the Member State of registry.
2. The contract shall be developed taking into account the requirements of this Annex and shall define the obligations of the signatories in relation to the continuing airworthiness of the aircraft.
3. It shall contain as a minimum the following information:
 - aircraft registration, type and serial number;
 - aircraft owner's or registered lessee's name or company details including the address,
 - details of the contracted CAMO or CAO, including the address, and
 - the type of operation.
4. It shall state the following:

'The owner or operator entrusts the CAMO or CAO with the management of the continuing airworthiness of the aircraft, including but not limited to the development of an AMP that shall be approved by the competent authority as detailed in point M.1 and the organisation of the maintenance of the aircraft according to said AMP.'

According to the present contract, both signatories undertake to follow the respective obligations of this contract.

The owner or operator declares to the best of their knowledge that all the information given to the CAMO or CAO concerning the continuing airworthiness of the aircraft is and will continue to be accurate, and that the aircraft will not be repaired or modified without prior agreement of the CAMO or CAO.

In case of any non-conformity with this contract, by either of the signatories, the CAMO or CAO and the owner or operator shall assess if it impacts the continuation of the contract and shall inform the competent authority(ies) of such organisations. The assessment carried out by the organisations shall consider the safety significance of the non-conformity and if it is of repetitive nature. If either of the signatories concludes after this assessment that they cannot fulfil their responsibilities due to their own limitations or due to the failures of the signatory, the contract shall be cancelled and the competent authority(ies) of the organisations shall be informed immediately. In such a case, the owner or operator will retain full responsibility for every task linked to the continuing airworthiness of the aircraft, and the owner or operator will inform the competent authorities of the Member State of registry within 2 weeks about such non-conformity with the contract. In the case of contract concluded in accordance with M.A.201(ea), the competent authority of the Member State of registry shall be informed immediately.'

5. When an owner or operator contracts a CAMO or a CAO in accordance with point [M.A.201](#), the contract shall specify the obligations of each party as follows:

5.1. Obligations of the CAMO or CAO:

1. have the aircraft type included in its terms of approval;
2. respect the conditions listed below with regard to maintaining the continuing airworthiness of the aircraft:
 - (a) develop an AMP for the aircraft, including any reliability programme developed, if applicable;
 - (b) declare the maintenance tasks (in the AMP) that may be carried out by the pilot-owner in accordance with point (c) of point [M.A.803](#);
 - (c) organise the approval of the AMP;
 - (d) once it has been approved, provide the owner or operator with a copy of the AMP;
 - (e) establish and order the necessary maintenance to ensure an appropriate bridging with the former aircraft maintenance programme;
 - (f) organise for all maintenance to be carried out by an approved maintenance organisation;
 - (g) organise for all applicable ADs to be applied;
 - (h) organise for all defects discovered during scheduled maintenance, airworthiness reviews or reported by the owner to be rectified by an approved maintenance organisation;
 - (i) coordinate the accomplishment of scheduled maintenance, including inspection of components, replacement of life-limited parts and the accomplishment of any applicable AD, and ensure compliance with operational requirements having a continuing airworthiness impact, continuing airworthiness requirements established by the Agency and measures required by the competent authority in immediate reaction to a safety problem;
 - (j) inform the owner or operator each time the aircraft is to be brought to an approved maintenance organisation;
 - (k) manage and archive the aircraft continuing airworthiness records;
 - (l) coordinate with the operator or owner on any request to the relevant competent authority for any deviation from the aircraft maintenance programme;
 - (m) support the operator or pilot-owner as regards the aircraft continuing airworthiness when they conduct maintenance check flights.
3. organise the approval of any modification to the aircraft in accordance with Annex I (Part 21) or, as applicable, with Annex Ib (Part 21 Light) to Regulation (EU) No 748/2012 before it is embodied.

In the case of an aircraft subject to a declaration of design compliance, organise the declaration of compliance for any modification in accordance with Subpart F of

Section A of Annex Ib (Part 21 Light) to Regulation (EU) No 748/2012 before it is embodied;

4. organise the approval of any repair to the aircraft in accordance with Annex I (Part 21) or, as applicable, with Annex Ib (Part 21 Light) to Regulation (EU) No 748/2012 before it is carried out.

In the case of an aircraft subject to a declaration of design compliance, organise the declaration of compliance for any repair in accordance with Subpart N of Section A of Annex Ib (Part 21 Light) to Regulation (EU) No 748/2012 before it is carried out.

5. inform the competent authority of the Member State of registry whenever the aircraft is not presented to the approved maintenance organisation by the owner as requested by the approved organisation;
6. inform the competent authority of the Member State of registry whenever the present contract is not respected;
7. ensure that the airworthiness review of the aircraft is carried out when necessary, and ensure that the airworthiness review certificate is issued or a recommendation is sent to the competent authority of the Member State of registry;
8. send within 10 days a copy of any airworthiness review certificate issued or extended to the competent authority of the Member State of registry;
9. carry out all occurrence reporting mandated by applicable regulations;
10. inform the competent authority of the Member State of registry when the contract is denounced by either party.

5.2. Obligations of the owner or operator:

1. have a general understanding of the approved AMP;
2. have a general understanding of this Annex;
3. present the aircraft to the approved maintenance organisation agreed with the CAMO or CAO at the due time designated at the CAMO's or CAO's request;
4. not modify the aircraft without first consulting the CAMO or CAO;
5. inform the CAMO or CAO of all maintenance exceptionally carried out without the knowledge and control of the CAMO or CAO;
6. report all defects found during operations to the CAMO or CAO through the logbook;
7. inform the competent authority of the Member State of registry whenever the present contract is denounced by either party;
8. inform the CAMO or CAO and competent authority of the Member State of registry whenever the aircraft is sold;
9. carry out all occurrence reporting mandated by applicable regulations;
10. inform on a regular basis the CAMO or CAO about the aircraft flying hours and any other utilisation data, as agreed with the CAMO or CAO;
11. enter the CRS in the logbooks as mentioned in point (d) of point [M.A.803](#) when performing pilot-owner maintenance without exceeding the limits of the

- maintenance tasks list as declared in the approved AMP as laid down in point (c) of point [M.A.803](#);
12. inform the CAMO or CAO not later than 30 days after completion of any pilot-owner maintenance task in accordance with point (a) of point [M.A.305](#).
 13. ensure compliance with the approved maintenance programme and coordinate with the CAMO or CAO on any request to the relevant competent authority for any one-time extension to a maintenance programme interval;
 14. inform the CAMO or CAO of any non-compliance with operational requirements that may affect the continuing airworthiness of the aircraft;
 15. inform the CAMO or CAO of any operational requirement (e.g. specific approvals) necessary to be fulfilled in order to maintain the aircraft in the required configuration.
6. When an owner or operator contracts a CAMO or CAO in accordance with point [M.A.201](#), the obligations of each party in respect of mandatory and voluntary occurrence reporting in accordance with Regulation (EU) No 376/2014 of the European Parliament and of the Council¹ shall be clearly specified.
7. Additional requirements in the case of applying point [M.A.201\(ea\)](#)

In addition to the above-listed requirements and obligations in points 5.1 and 5.2, when a contract between the CAMO and the operator is concluded in accordance with point [M.A.201\(ea\)](#), the continuing airworthiness management contract shall also comply with the requirements of points 7.1 to 7.3.

Before the contract is signed, the operator shall assess the CAMO to ensure that the CAMO has the capability and capacity to comply with the contract.

7.1. Eligibility

The continuing airworthiness contract in accordance with [M.A.201\(ea\)](#) shall only be concluded if the air carrier concerned is licensed in accordance with Regulation (EC) No 1008/2008 and the CAMO forms part of the same air carrier business grouping. The continuing airworthiness management contract shall contain a clear description of how the conditions described in [M.A.201\(ea\)](#) are met. It shall in particular describe how the individual management systems of the organisations are harmonised between each other.

7.2. Additional obligations of the CAMO:

1. become knowledgeable about the operator's procedure related to the monitoring of the contract;
2. obtain the agreement from the operator before subcontracting continuing airworthiness tasks;
3. inform immediately the competent authority of the Member State of registry whenever the aircraft is not presented to the approved maintenance organisation

¹ Regulation (EU) No 376/2014 of the European Parliament and of the Council of 3 April 2014 on the reporting, analysis and follow-up of occurrences in civil aviation, amending Regulation (EU) No 996/2010 of the European Parliament and of the Council and repealing Directive 2003/42/EC of the European Parliament and of the Council and Commission Regulations (EC) No 1321/2007 and (EC) No 1330/2007 (OJ L 122, 24.4.2014, p. 18).

- by the operator as requested by the CAMO, when the present contract is not respected or when the contract is denounced by either party;
4. provide training for the operator's staff to ensure that they have an understanding of the CAMO's:
 - (a) policies and procedures, responsibilities, obligations, duties and areas of interface;
 - (b) lines of communication (for example aircraft records, exchange of accurate airworthiness information in a timely manner including outside of normal working hours);
 - (c) procedures pertaining specifically to the CAMO such as customised software utilisation, reliability monitoring, use of the aircraft technical log system, and interoperability provisions.
- 7.3. Additional obligations of the operator:
1. develop interface procedures with the CAMO to address the issue and renewal of the airworthiness review certificate;
 2. in case of unexpected maintenance needs in locations where no maintenance organisation approved in accordance with [Annex II \(Part-145\)](#) to this Regulation is contracted, inform immediately the CAMO;
 3. inform immediately the competent authority of the Member State of registry whenever the contract is denounced by either party;
 4. provide training for the CAMO staff in order to ensure that they have an understanding of the operator's:
 - (a) policies and procedures, responsibilities, obligations, duties and areas of interface;
 - (b) lines of communication;
 - (c) procedures pertaining specifically to the operator such as operational procedures, customised software utilisation, use of the aircraft technical log system, and interoperability provisions.

GM to Appendix I to Part-M — Continuing airworthiness management contract

ED Decision 2020/002/R

An operator should establish adequate coordination between flight operations and the CAO/CAMO to ensure that both will receive all the necessary information on the condition of the aircraft to enable them perform their tasks.

Appendix II — Authorised Release Certificate — EASA Form 1

Regulation (EU) 2019/1383

These instructions relate only to the use of the [EASA Form 1](#) for maintenance purposes. Attention is drawn to Appendix I to Annex I (Part-21) of Regulation (EU) No 748/2012 which covers the use of the EASA Form 1 for production purposes.

1. PURPOSE AND USE

- 1.1. The primary purpose of the Certificate is to declare the airworthiness of maintenance work undertaken on products, parts and appliances (hereafter referred to as 'item(s)').
- 1.2. Correlation must be established between the Certificate and the item(s). The originator must retain a Certificate in a form that allows verification of the original data.
- 1.3. The Certificate is acceptable to many airworthiness authorities, but may be dependent on the existence of bilateral agreements and/or the policy of the airworthiness authority. The 'approved design data' mentioned in this Certificate then means approved by the airworthiness authority of the importing country.
- 1.4. The Certificate is not a delivery or shipping note.
- 1.5. Aircraft are not to be released using the Certificate.
- 1.6. The Certificate does not constitute approval to install the item on a particular aircraft, engine, or propeller but helps the end user determine its airworthiness approval status.
- 1.7. A mixture of production released and maintenance released items is not permitted on the same Certificate.

2. GENERAL FORMAT

- 2.1. The Certificate must comply with the format attached including block numbers and the location of each block. The size of each block may however be varied to suit the individual application, but not to the extent that would make the Certificate unrecognisable.
- 2.2. The Certificate must be in 'landscape' format but the overall size may be significantly increased or decreased so long as the Certificate remains recognisable and legible. If in doubt consult the Competent Authority.
- 2.3. The User/Installer responsibility statement can be placed on either side of the form.
- 2.4. All printing must be clear and legible to permit easy reading.
- 2.5. The Certificate may either be pre-printed or computer generated but in either case the printing of lines and characters must be clear and legible and in accordance with the defined format.
- 2.6. The Certificate should be in English, and if appropriate, in one or more other languages.
- 2.7. The details to be entered on the Certificate may be either machine/computer printed or hand-written using block letters and must permit easy reading.
- 2.8. Limit the use of abbreviations to a minimum, to aid clarity.
- 2.9. The space remaining on the reverse side of the Certificate may be used by the originator for any additional information but must not include any certification statement. Any use of the reverse side of the Certificate must be referenced in the appropriate block on the front side of the Certificate

3. COPIES

- 3.1. There is no restriction in the number of copies of the Certificate sent to the customer or retained by the originator.

4. ERROR(S) ON A CERTIFICATE

- 4.1. If an end-user finds an error(s) on a Certificate, he must identify it/them in writing to the originator. The originator may issue a new Certificate only if the error(s) can be verified and corrected.
- 4.2. The new Certificate must have a new tracking number, signature and date.
- 4.3. The request for a new Certificate may be honoured without re-verification of the item(s) condition. The new Certificate is not a statement of current condition and should refer to the previous Certificate in block 12 by the following statement; 'This Certificate corrects the error(s) in block(s) [enter block(s) corrected] of the Certificate [enter original tracking number] dated [enter original issuance date] and does not cover conformity/condition/release to service'. Both Certificates should be retained according to the retention period associated with the first.

5. COMPLETION OF THE CERTIFICATE BY THE ORIGINATOR

Block 1 Approving Competent Authority/Country

State the name and country of the competent authority under whose jurisdiction this Certificate is issued. When the competent authority is the Agency, only 'EASA' must be stated.

Block 2 EASA Form 1 header

**'AUTHORISED RELEASE CERTIFICATE
EASA FORM 1'**

Block 3 Form Tracking Number

Enter the unique number established by the numbering system/procedure of the organisation identified in block 4; this may include alpha/numeric characters.

Block 4 Organisation Name and Address

Enter the full name and address of the approved organisation (refer to EASA form 3) releasing the work covered by this Certificate. Logos, etc., are permitted if the logo can be contained within the block.

Block 5 Work Order/Contract/Invoice

To facilitate customer traceability of the item(s), enter the work order number, contract number, invoice number, or similar reference number.

Block 6 Item

Enter line item numbers when there is more than one line item. This block permits easy cross-referencing to the Remarks block 12.

Block 7 Description

Enter the name or description of the item. Preference should be given to the term used in the instructions for continued airworthiness or maintenance data (e.g. Illustrated Parts Catalogue, Aircraft Maintenance Manual, Service Bulletin, Component Maintenance Manual).

Block 8 Part Number

Enter the part number as it appears on the item or tag/packaging. In case of an engine or propeller the type designation may be used.

Block 9 Quantity

State the quantity of items.

Block 10 Serial Number

If the item is required by regulations to be identified with a serial number, enter it here. Additionally, any other serial number not required by regulation may also be entered. If there is no serial number identified on the item, enter 'N/A'.

Block 11 Status/Work

The following describes the permissible entries for block 11. Enter only one of these terms — where more than one may be applicable, use the one that most accurately describes the majority of the work performed and/or the status of the article.

(i)	Overhauled	.	Means a process that ensures the item is in complete conformity with all the applicable service tolerances specified in the type certificate holder's, or equipment manufacturer's instructions for continued airworthiness, or in the data which is approved or accepted by the Authority. The item will be at least disassembled, cleaned, inspected, repaired as necessary, reassembled and tested in accordance with the above specified data.
(ii)	Repaired	.	Rectification of defect(s) using an applicable standard (1).
(iii)	Inspected/Tested	.	Examination, measurement, etc. in accordance with an applicable standard (1) (e.g. visual inspection, functional testing, bench testing etc.).
(iv)	Modified	.	Alteration of an item to conform to an applicable standard (1).
(1) Applicable standard means a manufacturing/design/maintenance/quality standard, method, technique or practice approved by or acceptable to the Competent Authority. The applicable standard shall be described in block 12.			

Block 12 Remarks

Describe the work identified in Block 11, either directly or by reference to supporting documentation, necessary for the user or installer to determine the airworthiness of item(s) in relation to the work being certified. If necessary, a separate sheet may be used and referenced from the main EASA Form 1. Each statement must clearly identify which item(s) in Block 6 it relates to.

Examples of information to be entered in block 12 are:

- (i) Maintenance data used, including the revision status and reference.
- (ii) Compliance with airworthiness directives or service bulletins.
- (iii) Repairs carried out.
- (iv) Modifications carried out.

- (v) Replacement parts installed.
- (vi) Life limited parts status.
- (vii) Deviations from the customer work order.
- (viii) Release statements to satisfy a foreign Civil Aviation Authority maintenance requirement.
- (ix) Information needed to support shipment with shortages or re-assembly after delivery.
- (x) For maintenance organisations approved in accordance with Subpart F of Annex I (Part-M) or Annex Vd (Part-CAO), the component CRS statement referred to in point [M.A.613](#) and [CAO.A.070](#), as applicable:

“Certifies that, unless otherwise specified in this block, the work identified in block 11 and described in this block was accomplished in accordance with the requirements of Section A, Subpart F of Annex I (Part-M) or Annex Vd (Part-CAO) to Regulation (EU) No 1321/2014, and in respect to that work the item is considered ready for release to service. THIS IS NOT A RELEASE UNDER ANNEX II (PART-145) TO REGULATION (EU) No 1321/2014.”

If printing the data from an electronic EASA Form 1, any appropriate data not fit for other blocks should be entered in this block.

Block 13a-13e

General Requirements for blocks 13a-13e: Not used for maintenance release. Shade, darken, or otherwise mark to preclude inadvertent or unauthorised use.

Block 14a

Mark the appropriate box(es) indicating which regulations apply to the completed work. If the box “other regulations specified in block 12” is marked, then the regulations of the other airworthiness authority(ies) must be identified in block 12. At least one box must be marked, or both boxes may be marked, as appropriate.

For all maintenance carried out by maintenance organisations approved in accordance with Section A, Subpart F of Annex I (Part M) or Annex Vd (Part-CAO) to Regulation (EU) No 1321/2014, the box “other regulation specified in block 12” shall be ticked and the CRS statement be entered in block 12. In that case, the certification statement “unless otherwise specified in this block” is intended to address the following cases:

- (a) where maintenance could not be completed;
- (b) where maintenance deviated from the standard required by Annex I (Part-M) or Annex Vd (Part-CAO);
- (c) where maintenance was carried out in accordance with a requirement other than that specified in Annex I (Part-M) or Annex Vd (Part-CAO); in this case, block 12 shall specify the particular national regulation.

For all maintenance carried out by maintenance organisations approved in accordance with Section A of Annex II (Part-145) to Regulation (EU) No 1321/2014, the certification statement “unless otherwise specified in block 12” is intended to address the following cases:

- (a) where maintenance could not be completed;
- (b) where maintenance deviated from the standard required by Annex II (Part-145);

- (c) where maintenance was carried out in accordance with a requirement other than that specified in Annex II (Part-145); in this case, block 12 shall specify the particular national regulation.

Block 14b Authorised Signature

This space shall be completed with the signature of the authorised person. Only persons specifically authorised under the rules and policies of the Competent Authority are permitted to sign this block. To aid recognition, a unique number identifying the authorised person may be added.

Block 14c Certificate/Approval Number

Enter the Certificate/Approval number/reference. This number or reference is issued by the Competent Authority.

Block 14d Name

Enter the name of the person signing block 14b in a legible form.

Block 14e Date

Enter the date on which block 14b is signed, the date must be in the format dd = 2 digit day, mmm = first 3 letters of the month, yyyy = 4 digit year

User/Installer Responsibilities

Place the following statement on the Certificate to notify end users that they are not relieved of their responsibilities concerning installation and use of any item accompanied by the form:

‘THIS CERTIFICATE DOES NOT AUTOMATICALLY CONSTITUTE AUTHORITY TO INSTALL.

WHERE THE USER/INSTALLER PERFORMS WORK IN ACCORDANCE WITH REGULATIONS OF AN AIRWORTHINESS AUTHORITY DIFFERENT THAN THE AIRWORTHINESS AUTHORITY SPECIFIED IN BLOCK 1, IT IS ESSENTIAL THAT THE USER/INSTALLER ENSURES THAT HIS/HER AIRWORTHINESS AUTHORITY ACCEPTS ITEMS FROM THE AIRWORTHINESS AUTHORITY SPECIFIED IN BLOCK 1.

STATEMENTS IN BLOCKS 13A AND 14A DO NOT CONSTITUTE INSTALLATION CERTIFICATION. IN ALL CASES AIRCRAFT MAINTENANCE RECORDS MUST CONTAIN AN INSTALLATION CERTIFICATION ISSUED IN ACCORDANCE WITH THE NATIONAL REGULATIONS BY THE USER/INSTALLER BEFORE THE AIRCRAFT MAY BE FLOWN.’

1. Approving Competent Authority / Country		2. AUTHORISED RELEASE CERTIFICATE EASA FORM 1			3. Form Tracking Number
4. Organisation Name and Address:				5. Work Order/Contract/Invoice	
6. Item	7. Description	8. Part No.	9. Qty.	10. Serial No.	11. Status/Work
12. Remarks					
13a. Certifies that the items identified above were manufactured in conformity to: <input type="checkbox"/> approved design data and are in a condition for safe operation <input type="checkbox"/> non-approved design data specified in block 12			14a <input type="checkbox"/> Part-145.A.50 Release to Service <input type="checkbox"/> Other regulation specified in block 12 Certifies that unless otherwise specified in block 12, the work identified in block 11 and described in block 12, was accomplished in accordance with Part-145 and in respect to that work the items are considered ready for release to service.		
13b. Authorised Signature		13c. Approval/Authorisation Number		14b. Authorised Signature	
13d. Name		13e. Date (dd mmm yyyy)		14d. Name	
				14e. Date (dd mmm yyyy)	
<p>USER/INSTALLER RESPONSIBILITIES This certificate does not automatically constitute authority to install the item(s). Where the user/installer performs work in accordance with regulations of an airworthiness authority different than the airworthiness authority specified in block 1, it is essential that the user/installer ensures that his/her airworthiness authority accepts items from the airworthiness authority specified in block 1. Statements in blocks 13a and 14a do not constitute installation certification. In all cases aircraft maintenance records must contain an installation certification issued in accordance with the national regulations by the user/installer before the aircraft may be flown.</p>					

EASA Form 1 — MF/CAO/145 Issue 3

AMC to Appendix II to Part-M — Use of the EASA Form 1 for maintenance

ED Decision 2015/029/R

1. The following formats of an issued [EASA Form 1](#) or equivalent certificate are acceptable:
 - A paper certificate bearing a signature (both originals and copies are accepted);
 - A paper certificate generated from an electronic system (printed from electronically stored data) when complying with the following subparagraph 2;
 - An electronic EASA Form 1 or equivalent when complying with the following subparagraph 2.

2. Electronic signature and electronic exchange of the EASA Form 1

- a) Submission to the competent authority

Any organisation intending to implement an electronic signature procedure to issue EASA Form 1 and/or to exchange electronically such data contained on the EASA Form 1, should document it and submit it to the competent authority as part of the documents attached to its exposition.

- b) Characteristics of the electronic system generating the EASA Form 1

The electronic system should:

- guarantee secure access for each certifying staff;
- ensure integrity and accuracy of the data certified by the signature on the form and be able to show evidence of the authenticity of the EASA Form 1 (recording and record keeping) with suitable security, safeguards and backups;
- be active only at the location where the part is being released with an EASA Form 1;
- not permit to sign a blank form;
- provide a high degree of assurance that the data has not been modified after signature (if modification is necessary after issuance, i.e., re-certification of a part, a new form with a new number and reference to the initial issuance should be made).
- provide for a ‘personal’ electronic signature, identifying the signatory. The signature should be generated only in presence of the signatory.

An electronic signature means data in electronic form which is attached to or logically associated with other electronic data and which serves as a method of authentication and should meet the following criteria:

- it is uniquely linked to the signatory;
- it is capable of identifying the signatory;
- it is created using means that the signatory can maintain under his sole control.

This electronic signature should be an electronically generated value based on a cryptographic algorithm and appended to data in a way to enable the verification of the data’s source and integrity.

Organisation(s) are reminded that additional national and/or European requirements may need to be satisfied when operating electronic systems. 'Directive 1999/93/EC of the European Parliament and of the Council of 13 December 1999 on a Community framework for electronic signatures', as last amended, may constitute a reference.

The electronic system should be based on a policy and management structure (confidentiality, integrity and availability), such as:

- Administrators, signatories;
- Scope of authorisation, rights;
- Password and secure access, authentication, protections, confidentiality;
- Track changes;
- Minimum blocks to be completed, completeness of information;
- Archives;
- etc.

The electronic system generating the EASA Form 1 may contain additional data such as;

- Manufacturer code;
- Customer identification code;
- Workshop report;
- Inspection results;
- etc.

c) Characteristics of the EASA Form 1 generated from the electronic system.

To facilitate understanding and acceptance of the EASA Form 1 released with an electronic signature, the following statement should be in Block 14b: 'Electronic Signature on File'.

In addition to this statement, it is accepted to print or display a signature in any form, such as a representation of the hand-written signature of the person signing (i.e. scanned signature) or a representation of their name.

When printing the electronic form, the EASA Form 1 should meet the general format as specified in [Appendix II to Part-M](#). A watermark-type 'PRINTED FROM ELECTRONIC FILE' should be printed on the document.

When the electronic file contains a hyperlink to data required to determine the airworthiness of the item(s), the data associated to the hyperlink, when printed, should be in a legible format and be identified as a reference from the EASA Form 1.

Additional information not required by the EASA Form 1 completion instructions may be added to the printed copies of EASA Form 1, as long as the additional data do not prevent a person from filling out, issuing, printing, or reading any portion of the EASA Form 1. This additional data should be provided only in block 12 unless it is necessary to include it in another block to clarify the content of that block.

d) Electronic exchange of the electronic EASA Form 1

The electronic exchange of the electronic EASA Form 1 should be accomplished on a voluntary basis. Both parties (issuer and receiver) should agree on electronic transfer of the EASA Form 1.

For that purpose, the exchange needs to include:

- all data of the EASA Form 1, including referenced data required by the EASA Form 1 completion instructions;
- all data required for authentication of the EASA Form 1.
- In addition, the exchange may include:
 - data necessary for the electronic format;
 - additional data not required by the EASA Form 1 completion instructions, such as manufacturer code, customer identification code.
- The system used for the exchange of the electronic EASA Form 1 should provide:
 - A high level of digital security; the data should be protected, not altered or not corrupted;
 - Traceability of data back to its source.

Trading partners wishing to exchange EASA Form 1 electronically should do so in accordance with the means of compliance stated in this document. It is recommended that they use an established, common, industry method such as Air Transport Association (ATA) Spec 2000 Chapter 16.

The organisation(s) are reminded that additional national and/or European requirements may need to be satisfied when operating the electronic exchange of the electronic EASA Form 1.

The receiver should be capable of regenerating the EASA Form 1 from the received data without alteration; if not, the system should revert back to the paper system.

When the receiver needs to print the electronic form, refer to subparagraph c) here above.

GM to Appendix II to Part-M — Use of the EASA Form 1 for maintenance

ED Decision 2019/009/R

EASA FORM 1 BLOCK 12 'REMARKS'

The EASA Form 1 identifies the airworthiness status of an aircraft component in relation to the work being certified. Block 12 'Remarks' of the [EASA Form 1](#) in some cases contains vital airworthiness-related information (see also Appendix II to Part-M) which may need appropriate and necessary actions.

Examples of data to be entered in this block as appropriate:

- Maintenance documentation used, including the revision status, for all work performed and not limited to the entry made in block 11. A statement such as 'in accordance with the CMM' is not acceptable.

- NDT methods with appropriate documentation used when relevant.
- Compliance with airworthiness directives or service bulletins.
- Repairs carried out.
- Modifications carried out.
- Replacement parts installed.
- Life-limited parts status.
- Shelf life limitations.
- Deviations from the customer work order.
- Release statements to satisfy a foreign civil aviation authority maintenance requirement.
- Information needed to support shipment with shortages or re-assembly after delivery.
- References to aid traceability, such as batch numbers.

Appendix III — Airworthiness Review Certificate — EASA Form 15**EASA FORM 15B***Regulation (EU) 2021/700*

<p>[MEMBER STATE] A Member of the European Union (*)</p> <p>AIRWORTHINESS REVIEW CERTIFICATE (ARC)</p> <p>ARC reference:</p> <p>Pursuant to Regulation (EU) 2018/1139 of the European Parliament and of the Council the following organisation, approved in accordance with Section A of Annex Vc (Part-CAMO) or Section A of Subpart G of Annex I (Part-M) or Section A of Annex Vd (Part-CAO) to Commission Regulation (EU) No 1321/2014,</p> <p>[NAME OF ORGANISATION APPROVED AND ADDRESS]</p> <p>[APPROVAL REFERENCE]</p> <p>hereby certifies that it has performed an airworthiness review in accordance with point M.A.901 of Annex I to Commission Regulation (EU) No 1321/2014 on the following aircraft:</p> <p>Aircraft manufacturer: Manufacturer's designation: Aircraft registration: Aircraft serial number: and this aircraft is considered airworthy at the time of the review.</p> <p>Date of issue: Date of expiry: Airframe Flight Hours (FH) at date of issue (**): Signed: Authorisation No:</p> <p>1st extension: The aircraft has remained in a controlled environment in accordance with point M.A.901 of Annex I (Part-M) to Commission Regulation (EU) No 1321/2014 for the last year. The aircraft is considered to be airworthy at the time of the issue. Date of issue: Date of expiry: Airframe Flight Hours (FH) at date of issue (**): Signed: Authorisation No: Company Name: Approval reference:</p> <p>2nd extension: The aircraft has remained in a controlled environment in accordance with point M.A.901 of Annex I (Part-M) to Commission Regulation (EU) No 1321/2014 for the last year. The aircraft is considered to be airworthy at the time of the issue. Date of issue: Date of expiry: Airframe Flight Hours (FH) at date of issue (**): Signed: Authorisation No: Company Name: Approval reference:</p> <p>* Delete for non-EU Member States</p>
--

EASA Form 15b Issue 6

(*) Delete for non-EU Member States.

(**) Except for airships.

EASA FORM 15A

Regulation (EU) 2019/1383

[MEMBER STATE]
A Member of the European Union (*)

AIRWORTHINESS REVIEW CERTIFICATE (ARC)

ARC reference:

Pursuant to Regulation (EU) 2018/1139 of the European Parliament and of the Council the [COMPETENT AUTHORITY OF THE MEMBER STATE] hereby certifies that the following aircraft:

Aircraft manufacturer:
Manufacturer's designation:
Aircraft registration:
Aircraft serial number:
is considered airworthy at the time of the review.

Date of issue: Date of expiry:
Airframe Flight Hours (FH) at date of issue (**):
Signed: Authorisation No:

1st extension: The aircraft has remained in a controlled environment in accordance with point [M.A.901](#) of Annex I (Part-M) to Commission Regulation (EU) No 1321/2014 for the last year. The aircraft is considered to be airworthy at the time of the issue.

Date of issue: Date of expiry:
Airframe Flight Hours (FH) at date of issue (**):
Signed: Authorisation No:
Company Name: Approval reference:

2nd extension: The aircraft has remained in a controlled environment in accordance with point [M.A.901](#) of Annex I (Part-M) to Commission Regulation (EU) No 1321/2014 for the last year. The aircraft is considered to be airworthy at the time of the issue.

Date of issue: Date of expiry:
Airframe Flight Hours (FH) at date of issue (**):
Signed: Authorisation No:
Company Name: Approval reference:

EASA Form 15a Issue 5

(*) Delete for non-EU Member States.

(**) Except for airships.

Appendix IV — Class and rating system for the terms of approval of maintenance organisations referred to in Annex I (Part-M), Subpart F

Regulation (EU) 2021/1963

1. Except as stated otherwise for the smallest organisations referred to in point 11, the table in point 12 provides for the standard system for the approval of a maintenance organisation referred to in [Annex I \(Part-M\), Subpart F](#). An organisation must be granted an approval that ranges from a single class and rating with limitations to all classes and ratings with limitations.
2. In addition to the table referred to in point 12, the approved maintenance organisation is required to indicate its scope of work in its maintenance organisation manual.
3. Within the approval class(es) and rating(s) granted by the competent authority, the scope of work specified in the maintenance organisation exposition defines the exact limits of approval. It is therefore essential that the approval class(es) and rating(s) and the organisations scope of work are matching.
4. *A category A class rating* means that the approved maintenance organisation may carry out maintenance on the aircraft and any component (including engines and/or Auxiliary Power Units (APUs), in accordance with aircraft maintenance data or, if agreed by the competent authority, in accordance with component maintenance data, only whilst such components are fitted to the aircraft. Nevertheless, such A-rated approved maintenance organisation may temporarily remove a component for maintenance, in order to improve access to that component, except when such removal generates the need for additional maintenance not eligible for the provisions of this point. This will be subject to a control procedure in the maintenance organisation exposition to be approved by the competent authority. The limitation section will specify the scope of such maintenance thereby indicating the extent of approval.
5. *A category B class rating* means that the approved maintenance organisation may carry out maintenance on the uninstalled engine and/or APU and engine and/or APU components, in accordance with engine and/or APU maintenance data or, if agreed by the competent authority, in accordance with component maintenance data, only whilst such components are fitted to the engine and/or APU. Nevertheless, such B-rated approved maintenance organisation may temporarily remove a component for maintenance, in order to improve access to that component, except when such removal generates the need for additional maintenance not eligible for the provisions of this point. The limitation section will specify the scope of such maintenance thereby indicating the extent of approval. A maintenance organisation approved with a category B class rating may also carry out maintenance on an installed engine during 'base' and 'line' maintenance subject to a control procedure in the maintenance organisation exposition to be approved by the competent authority. The maintenance organisation exposition scope of work shall reflect such activity where permitted by the competent authority.
6. *A category C class rating* means that the approved maintenance organisation may carry out maintenance on uninstalled components (excluding engines and APUs) intended for fitment to the aircraft or engine/APU. The limitation section will specify the scope of such maintenance thereby indicating the extent of approval. A maintenance organisation approved with a category C class rating may also carry out maintenance on an installed component during base and line maintenance or at an engine/APU maintenance facility subject to a control procedure in the maintenance organisation exposition to be approved by the competent authority. The

maintenance organisation exposition scope of work shall reflect such activity where permitted by the competent authority.

7. A *category D class rating* is a self contained class rating not necessarily related to a specific aircraft, engine or other component. The D1 — Non Destructive Testing (NDT) rating is only necessary for an approved maintenance organisation that carries out NDT as a particular task for another organisation. A maintenance organisation approved with a class rating in A or B or C category may carry out NDT on products it is maintaining subject to the maintenance organisation exposition containing NDT procedures, without the need for a D1 class rating.
8. The *limitation* section is intended to give the competent authorities the flexibility to customise the approval to any particular organisation. Ratings shall be mentioned on the approval only when appropriately limited. The table referred to in point 12 specifies the types of limitation possible. Whilst maintenance is listed last in each class rating it is acceptable to stress the maintenance task rather than the aircraft or engine type or manufacturer, if this is more appropriate to the organisation (an example could be avionic systems installations and related maintenance). Such mention in the limitation section indicates that the maintenance organisation is approved to carry out maintenance up to and including this particular type/task.
9. When reference is made to *series, type and group* in the limitation section of class A and B, series means a specific type series such as Cessna 150 or Cessna 172 or Beech 55 series or continental O-200 series etc; type means a specific type or model such as Cessna 172RG type; any number of series or types may be quoted; group means for example Cessna single piston engine aircraft or Lycoming non-supercharged piston engines, etc.
10. When a *lengthy capability list* is used which could be subject to frequent amendments, then such amendments may be performed in accordance with the indirect approval procedure referred to in points [M.A.604\(c\)](#) and [M.B.606\(c\)](#).
11. A maintenance organisation which employs only one person to both plan and carry out all maintenance can only hold a limited scope of approval rating. The maximum permissible limits are:

CLASS	RATING	LIMITATION
CLASS AIRCRAFT	RATING A2 AEROPLANES 5700 KG AND BELOW	PISTON ENGINE 5700 KG AND BELOW
CLASS AIRCRAFT	RATING A3 HELICOPTERS	SINGLE PISTON ENGINE 3175 KG AND BELOW
CLASS AIRCRAFT	RATING A4 AIRCRAFT OTHER THAN A1, A2 AND A3	NO LIMITATION
CLASS ENGINES	RATING B2 PISTON	LESS THAN 450 HP
CLASS COMPONENTS OTHER THAN COMPLETE ENGINES OR APUs.	C1 TO C22	AS PER CAPABILITY LIST
CLASS SPECIALISED	D1 NDT	NDT METHOD(S) TO BE SPECIFIED.

It should be noted that such an organisation may be further limited by the competent authority in the terms of approval depending on the capability of the particular organisation.

12. Table

CLASS	RATING	LIMITATION	BASE	LINE
AIRCRAFT	A2 Aeroplanes 5 700 kg and below	[Shall state aeroplane manufacturer or group or series or type and/or the maintenance task(s)] <i>Example: DHC-6 Twin Otter Series</i> State whether the issue of airworthiness review certificates is authorised	[YES/NO] (*)	[YES/NO] (*)
	A3 Helicopters	[Shall state helicopter manufacturer or group or series or type and/or the maintenance task(s)] <i>Example: Robinson R44</i>	[YES/NO] (*)	[YES/NO] (*)
	A4 Aircraft other than A1, A2 and A3	[Shall state aircraft category (sailplane, balloon, airship, etc.), manufacturer or group or series or type and/or the maintenance task(s)] State whether the issue of airworthiness review certificates is authorised	[YES/NO] (*)	[YES/NO] (*)
ENGINES	B1 Turbine	[Shall state engine series or type and/or the maintenance task(s)] <i>Example: PT6A Series</i>		
	B2 Piston	[Shall state engine manufacturer or group or series or type and/or the maintenance task(s)]		
	B3 APU	[Shall state engine manufacturer or series or type and/or the maintenance task(s)]		
COMPONENTS OTHER THAN COMPLETE ENGINES OR APUs	C1 Air Cond & Press	[Shall state aircraft type or aircraft manufacturer or component manufacturer or the particular component and/or cross refer to a capability list in the exposition and/or the maintenance task(s).] <i>Example: PT6A Fuel Control</i>		
	C2 Auto Flight			
	C3 Comms and Nav			
	C4 Doors — Hatches			
	C5 Electrical Power & Lights			
	C6 Equipment			
	C7 Engine — APU			
	C8 Flight Controls			
	C9 Fuel			
	C10 Helicopter — Rotors			

CLASS	RATING	LIMITATION	BASE	LINE
	C11 Helicopter — Trans			
	C12 Hydraulic Power			
	C13 Indicating — recording system			
	C14 Landing Gear			
	C15 Oxygen			
	C16 Propellers			
	C17 Pneumatic & Vacuum			
	C18 Protection ice/rain/fire			
	C19 Windows			
	C20 Structural			
	C21 Water ballast			
	C22 Propulsion Augmentation			
	SPECIALISED SERVICES			
(*) Delete as appropriate				

Appendix V — Maintenance Organisation Certificate referred to in Annex I (Part-M), Subpart F – EASA Form 3-MF

Regulation (EU) 2021/700

Page 1 of 2

[MEMBER STATE (*)]
A Member of the European Union (**)

MAINTENANCE ORGANISATION CERTIFICATE

Reference: [MEMBER STATE CODE (*)].MF.[XXXX]

Pursuant to Regulation (EU) 2018/1139 of the European Parliament and of the Council and to Commission Regulation (EU) No 1321/2014 and subject to the conditions specified below, the [COMPETENT AUTHORITY OF THE MEMBER STATE (*)] hereby certifies:

[COMPANY NAME AND ADDRESS]

as a maintenance organisation in compliance with Section A, Subpart F of Annex I (Part-M) to Commission Regulation (EU) No 1321/2014, approved to maintain the products, parts and appliances listed in the attached terms of approval and issue related certificates of release to service using the above references and, when stipulated, airworthiness review certificates after an airworthiness review as specified in point [MLA.903](#) of Annex Vb (Part-ML) to Commission Regulation (EU) No 1321/2014 for those aircraft listed in the attached terms of approval.

CONDITIONS:

1. This certificate is limited to what is specified in the scope of work section of the approved maintenance organisation manual as referred to in Section A, Subpart F of Annex I (Part-M) to Commission Regulation (EU) No 1321/2014; and
2. This certificate requires compliance with the procedures specified in the approved maintenance organisation manual; and
3. This certificate is valid whilst the approved maintenance organisation remains in compliance with Annex I (Part-M) and Annex Vb (Part-ML) to Commission Regulation (EU) No 1321/2014.
4. Subject to compliance with the foregoing conditions, this certificate shall remain valid until 24 March 2022 unless the certificate has been surrendered, superseded, suspended or revoked before that date.

Date of original issue:

Date of this revision:

Revision No:

Signed:

For the competent authority: [COMPETENT AUTHORITY OF THE MEMBER STATE (*)]

EASA Form 3-MF Issue 6

(*) Or 'EASA' if EASA is the competent authority

(**) Delete for non-EU Member States or EASA.

MAINTENANCE ORGANISATION TERMS OF APPROVAL

Reference: [MEMBER STATE CODE (*)].MF.XXXX

Organisation: [COMPANY NAME AND ADDRESS]

CLASS	RATING	LIMITATION
AIRCRAFT (**)	(***)	(****)
	(***)	(****)
ENGINES (**)	(***)	(***)
	(***)	(***)
COMPONENTS OTHER THAN COMPLETE ENGINES OR APUs (**)	(***)	(***)
	(***)	(***)
	(***)	(***)
	(***)	(***)
	(***)	(***)
	(***)	(***)
SPECIALISED SERVICES (**)	(***)	(***)
	(***)	(***)

These terms of approval are limited to the products, parts and appliances and to the activities specified in the scope of work section of the approved maintenance organisation manual.

Maintenance organisation manual reference:

Date of original issue:

Date of last revision approved: Revision No:

Signed:

For the competent authority: [COMPETENT AUTHORITY OF THE MEMBER STATE (*)]

EASA Form 3-MF Issue 6

(*) Or 'EASA' if EASA is the competent authority.

(**) Delete as appropriate if the organisation is not approved.

(***) Complete with the appropriate rating and limitation.

(****) Complete with the appropriate limitation and state whether the issue of airworthiness review certificates is authorised or not (only possible for ELA1 aircraft not involved in commercial operations when the organisation performs the airworthiness review together with the annual inspection contained in the AMP).

AMC to Appendix V to Part-M — Maintenance Organisation Approval referred to in Annex I (Part-M) Subpart F

ED Decision 2015/029/R

The following fields on page 2 'Maintenance Organisation Approval Schedule' of the maintenance organisation approval certificate should be completed as follows:

- Date of original issue: It refers to the date of the original issue of the maintenance organisation manual.
- Date of last revision approved: It refers to the date of the last revision of the maintenance organisation manual affecting the content of the certificate. Changes to the maintenance organisation manual which do not affect the content of the certificate do not require the reissuance of the certificate.
- Revision No: It refers to the revision No of the last revision of the maintenance organisation manual affecting the content of the certificate. Changes to the maintenance organisation manual which do not affect the content of the certificate do not require the reissuance of the certificate.

Appendix VI – Continuing airworthiness management organisation certificate referred to in Annex I (Part-M) Subpart G – EASA Form 14-MG

Regulation (EU) 2021/700

<p>[MEMBER STATE (*)] A Member of the European Union (**) CONTINUING AIRWORTHINESS MANAGEMENT ORGANISATION CERTIFICATE Reference: [MEMBER STATE CODE (*)].MG.XXXX (ref. AOC XX.XXXX)</p> <p>Pursuant to Regulation (EU) 2018/1139 of the European Parliament and of the Council and to Commission Regulation (EU) No 1321/2014 for the time being in force and subject to the condition specified below, the [COMPETENT AUTHORITY OF THE MEMBER STATE (*)] hereby certifies:</p> <p style="text-align: center;">[COMPANY NAME AND ADDRESS]</p> <p>as a continuing airworthiness management organisation in compliance with Section A, Subpart G of Annex I (Part-M) of Regulation (EU) No 1321/2014, approved to manage the continuing airworthiness of the aircraft listed in the attached terms of approval and, when stipulated, to issue recommendations and airworthiness review certificates after an airworthiness review as specified in point M.A.901 of Annex I (Part-M) or MLA.901 of Annex Vb (Part-ML), and, when stipulated, to issue permits to fly as specified in point M.A.711(c) of Annex I (Part-M) to that Regulation.</p> <p>CONDITIONS</p> <ol style="list-style-type: none">1. This certificate is limited to that specified in the scope of work section of the approved continuing airworthiness management exposition as referred to in Section A, Subpart G of Annex I (Part-M) to Regulation (EU) No 1321/2014.2. This certificate requires compliance with the procedures specified in the continuing airworthiness management exposition approved in accordance with Subpart G of Annex I (Part-M) to Regulation (EU) No 1321/2014.3. This certificate is valid whilst the approved continuing airworthiness management organisation remains in compliance with Annex I (Part-M) and, if applicable, Annex Vb (Part-ML) to Regulation (EU) No 1321/2014.4. Where the continuing airworthiness management organisation contracts under its Quality System the service of an organisation or several organisations, this certificate remains valid subject to such organisation(s) fulfilling applicable contractual obligations.5. Subject to compliance with the conditions 1 to 4 above, this certificate shall remain valid until 24 March 2022, unless the certificate has previously been surrendered, superseded, suspended or revoked. If this form is also used for licenced air carriers in accordance with Regulation (EC) No 1008/2008, the Air Operator Certificate (AOC) number shall be added to the reference, in addition to the standard number, and the condition 5 shall be replaced by the following extra conditions 6, 7 and 8:6. This certificate does not constitute an authorisation to operate the types of aircraft referred in condition 1. The authorisation to operate the aircraft is the AOC.7. Termination, suspension or revocation of the AOC automatically invalidates this certificate in relation to the aircraft registrations specified in the AOC, unless otherwise explicitly stated by the competent authority.8. Subject to compliance with conditions 1 to 4, 6 and 7, this certificate shall remain valid until 24 March 2022, unless the certificate has previously been surrendered, superseded, suspended or revoked. <p>Date of original issue: Signed: Date of this revision: Revision No: For the Competent Authority: [COMPETENT AUTHORITY OF THE MEMBER STATE (*)]</p> <p style="text-align: right;">Page 1 of 2</p>
--

Page 2 of 2

CONTINUING AIRWORTHINESS MANAGEMENT ORGANISATION

TERMS OF APPROVAL

Reference: [MEMBER STATE CODE (*)].MG.XXXX
(ref. AOC XX.XXXX)

Organisation: [COMPANY NAME AND ADDRESS]

Aircraft type/series/group	Airworthiness review authorised	Permits to fly authorised	Organisation(s) working under quality system
	[YES/NO] (***)	[YES/NO] (***)	
	[YES/NO] (***)	[YES/NO] (***)	
	[YES/NO] (***)	[YES/NO] (***)	
	[YES/NO] (***)	[YES/NO] (***)	

These terms of approval are limited to that specified in the scope of work contained in the approved Continuing Airworthiness Management Exposition section

Continuing Airworthiness Management Exposition Reference:

Date of original issue:

Signed:

Date of this revision: Revision No:

For the Competent Authority: [COMPETENT AUTHORITY OF THE MEMBER STATE *]

EASA Form 14-MG Issue 6

(*) Or EASA if EASA is the competent authority

(**) Delete for non-EU Member State or EASA

(***) Delete as appropriate if the organisation is not approved.

AMC to Appendix VI to Part-M — Continuing Airworthiness Management Organisation Approval referred to in Annex I (Part-M) Subpart G

ED Decision 2015/029/R

The following fields on page 2 ‘Continuing Airworthiness Management Organisation Approval Schedule’ of the continuing airworthiness management organisation approval certificate should be completed as follows:

- Date of original issue: It refers to the date of the original issue of the continuing airworthiness management exposition

- Date of last revision: It refers to the date of the last revision of the continuing airworthiness management exposition affecting the content of the certificate. Changes to the continuing airworthiness management exposition which do not affect the content of the certificate do not require the reissuance of the certificate.
- Revision No: It refers to the revision No of the last revision of the continuing airworthiness management exposition affecting the content of the certificate. Changes to the continuing airworthiness management exposition which do not affect the content of the certificate do not require the reissuance of the certificate.

Appendix VII — Complex Maintenance Tasks

Regulation (EU) 2021/1963

The following constitutes the complex maintenance tasks referred to in point [M.A.801\(b\)](#):

1. The modification, repair or replacement by riveting, bonding, laminating, or welding of any of the following airframe parts:
 - (a) a box beam;
 - (b) a wing stringer or chord member;
 - (c) a spar;
 - (d) a spar flange;
 - (e) a member of a truss-type beam;
 - (f) the web of a beam;
 - (g) a keel or chine member of a flying boat hull or a float;
 - (h) a corrugated sheet compression member in a wing or tail surface;
 - (i) a wing main rib;
 - (j) a wing or tail surface brace strut;
 - (k) an engine mount;
 - (l) a fuselage longeron or frame;
 - (m) a member of a side truss, horizontal truss or bulkhead;
 - (n) a seat support brace or bracket;
 - (o) a seat rail replacement;
 - (p) a landing gear strut or brace strut;
 - (q) an axle;
 - (r) a wheel; and
 - (s) a ski or ski pedestal, excluding the replacement of a low-friction coating.
2. The modification or repair of any of the following parts:
 - (a) aircraft skin, or the skin of an aircraft float, if the work requires the use of a support, jig or fixture;
 - (b) aircraft skin that is subject to pressurization loads, if the damage to the skin measures more than 15 cm (6 inches) in any direction;
 - (c) a load-bearing part of a control system, including a control column, pedal, shaft, quadrant, bell crank, torque tube, control horn and forged or cast bracket, but excluding
 - (i) the swaging of a repair splice or cable fitting, and
 - (ii) the replacement of a push-pull tube end fitting that is attached by riveting; and
 - (d) any other structure, not listed in (1), that a manufacturer has identified as primary structure in its maintenance manual, structural repair manual or instructions for continuing airworthiness.
3. The performance of the following maintenance on a piston engine:

- (a) dismantling and subsequent reassembling of a piston engine other than (i) to obtain access to the piston/cylinder assemblies; or (ii) to remove the rear accessory cover to inspect and/or replace oil pump assemblies, where such work does not involve the removal and re-fitment of internal gears;
 - (b) dismantling and subsequent reassembling of reduction gears;
 - (c) welding and brazing of joints, other than minor weld repairs to exhaust units carried out by a suitably approved or authorised welder but excluding component replacement;
 - (d) the disturbing of individual parts of units which are supplied as bench tested units, except for the replacement or adjustment of items normally replaceable or adjustable in service.
4. The balancing of a propeller, except:
- (a) for the certification of static balancing where required by the maintenance manual;
 - (b) dynamic balancing on installed propellers using electronic balancing equipment where permitted by the maintenance manual or other approved airworthiness data;
5. Any additional task that requires:
- (a) specialized tooling, equipment or facilities; or
 - (b) significant coordination procedures because of the extensive duration of the tasks and the involvement of several persons.

AMC to Appendix VII — Complex Maintenance Tasks

ED Decision 2015/029/R

The sentence 'suitably approved or authorised welder' contained in Appendix VII, paragraph 3(c), means that the qualification should meet an officially recognised standard or, otherwise, should be accepted by the competent authority.

Appendix VIII — Limited Pilot-owner Maintenance

Regulation (EU) 2020/270

In addition to the requirements laid down in Annex I (Part-M), the following basic principles are to be complied with before any maintenance task is carried out under the terms of Pilot-owner maintenance:

(a) Competence and responsibility

1. The Pilot-owner is always responsible for any maintenance that he performs.
2. Before carrying out any Pilot-owner maintenance tasks, the Pilot-owner must satisfy himself that he is competent to do the task. It is the responsibility of Pilot-owners to familiarize themselves with the standard maintenance practices for their aircraft and with the aircraft maintenance programme. If the Pilot-owner is not competent for the task to be carried out, the task cannot be released by the Pilot-owner.
3. The Pilot-owner (or his contracted CAMO or CAO) is responsible for identifying the Pilot-owner tasks according to these basic principles in the maintenance programme and for ensuring that the document is updated in a timely manner.
4. The approval of the maintenance programme has to be carried out in accordance with point [M.A.302](#).

(b) Tasks

The Pilot-owner may carry out simple visual inspections or operations to check for general condition and obvious damage and normal operation of the airframe, engines, systems and components.

Maintenance tasks shall not be carried out by the Pilot-owner when the task:

1. is a critical maintenance task;
2. requires the removal of major components or major assembly and/or;
3. is carried out in compliance with an Airworthiness Directive or an Airworthiness Limitation Item, unless specifically allowed in the AD or the ALI and/or;
4. requires the use of special tools, calibrated tools (except torque wrench and crimping tool) and/or;
5. requires the use of test equipments or special testing (e.g. NDT, system tests or operational checks for avionic equipment) and/or;
6. is composed of any unscheduled special inspections (e.g. heavy landing check) and/or;
7. is effecting systems essential for the IFR operations and/or;
8. is listed in [Appendix VII](#) to this Annex or is a component maintenance task in accordance with points [M.A.502\(a\)](#), (b), (c) or (d).

The criteria 1 to 8 cannot be overridden by less restrictive instructions issued in accordance with '[M.A.302\(d\)](#) Maintenance Programme'.

Any task described in the aircraft flight manual as preparing the aircraft for flight (Example: assembling the glider wings or pre-flight), is considered to be a pilot task and is not considered a Pilot-owner maintenance task and therefore does not require a Certificate of Release to Service.

(c) Performance of the maintenance Pilot-owner tasks and records

The maintenance data as specified in point [M.A.401](#) must be always available during the conduct of Pilot-owner maintenance and must be complied with. Details of the data referred to in the conduct of Pilot-owner maintenance must be included in the Certificate of Release to Service in accordance with point [M.A.803\(d\)](#).

The Pilot-owner must inform the approved continuing airworthiness management organisation responsible for the continuing airworthiness of the aircraft (if applicable) not later than 30 days after completion of the Pilot-owner maintenance task in accordance with point [M.A.305\(a\)](#).

AMC to Appendix VIII — Limited Pilot-owner Maintenance

ED Decision 2023/013/R

1. The lists here below specify items that can be expected to be completed by an owner who holds a current and valid pilot licence for the aircraft type involved and who meets the competence and responsibility requirements of [Appendix VIII to Part-M](#).
2. The list of tasks may not address in a detailed manner the specific needs of the various aircraft categories. In addition, the development of technology and the nature of the operations undertaken by these categories of aircraft cannot be always adequately considered.
3. Therefore, the following lists are considered to be the representative scope of limited Pilot-owner maintenance referred to in [M.A.803](#) and Appendix VIII:
 - Part A applies to aeroplanes;
 - Part B applies to rotorcraft;
 - Part C applies to sailplanes and powered sailplanes;
 - Part D applies to balloons and airships.
4. Inspection tasks/checks of any periodicity included in an approved maintenance programme can be carried out providing that the specified tasks are included in the generic lists of Parts A to D of this AMC and remain compliant with Part M Appendix VIII basic principles.

The content of periodic inspections/checks, as well as their periodicity, is not regulated or standardised in an aviation specification. It is the decision of the manufacturer/Type Certificate Holder (TCH) / declarant of a declaration of design compliance to recommend a schedule for each specific type of inspection/check.

For an inspection/check with the same periodicity for different TCHs, the content may differ, and in some cases may be critically safety-related and may need the use of special tools or knowledge and thus would not qualify for Pilot-owner maintenance. Therefore, the maintenance carried out by the Pilot-owner cannot be generalised to specific inspections such as 50 Hrs, 100 Hrs or 6 Month periodicity.

The Inspections to be carried out are limited to those areas and tasks listed in this [AMC to Appendix VIII](#); this allows flexibility in the development of the maintenance programme and does not limit the inspection to certain specific periodic inspections. A 50 Hrs/6 Month periodic inspection for a fixed wing aeroplane as well as the one-year inspection on a glider may normally be eligible for Pilot-owner maintenance.

TABLES

Note: Tasks in Part A or Part B shown with ** exclude IFR operations following Pilot-owner maintenance. For these aircraft to operate under IFR operations, these tasks should be released by an appropriate licensed engineer.

Part A/ PILOT-OWNER MAINTENANCE TASKS for POWERED AIRCRAFT (AEROPLANES)

PILOT-OWNER MAINTENANCE TASKS for POWERED AIRCRAFT (AEROPLANES)			
ATA	Area	Task	Aeroplanes ≤2 730kg
09	Towing	Tow release unit and tow cable retraction mechanism – Cleaning, lubrication and tow cable replacement (including weak links).	Yes
		Mirror – Installation and replacement of mirrors.	Yes
11	Placards	Placards, Markings – Installation and renewal of placards and markings required by AFM and AMM.	Yes
12	Servicing	Lubrication – Those items not requiring a disassembly other than of non-structural items such as cover plates, cowlings and fairings.	Yes
20	Standard Practices	Safety Wiring – Replacement of defective safety wiring or cotter keys, excluding those in engine controls, transmission controls and flight control systems.	Yes
		Simple Non-Structural Standard Fasteners – Replacement and adjustment, excluding the replacement of receptacles and anchor nuts requiring riveting.	Yes
21	Air Conditioning	Replacement of flexible hoses and ducts.	Yes
23	Communication	Communication devices – Remove and replace self contained, instrument panel mount communication devices with quick disconnect connectors, excluding IFR operations.	Yes**
24	Electrical power	Batteries – Replacement and servicing, excluding servicing of Ni-Cd batteries and IFR operations.	Yes**
		Wiring – Repairing broken circuits in non critical equipment, excluding ignition system, primary generating system and required communication, navigation system and primary flight instruments.	Yes
		Bonding – Replacement of broken bonding cable.	Yes
		Fuses – Replacement with the correct rating.	Yes
25	Equipment	Safety Belts – Replacement of safety belts and harnesses excluding belts fitted with airbag systems.	Yes
		Seats – Replacement of seats or seat parts not involving disassembly of any primary structure or control system.	Yes
		Non-essential instruments and/or equipment - Replacement of self contained, instrument panel mount equipment with quick disconnect connectors.	Yes
		Oxygen System – Replacement of portable oxygen bottles and systems in approved mountings, excluding permanently installed bottles and systems.	Yes
		ELT – Removal/Reinstallation.	Yes
27	Flight controls	Removal or reinstallation of co-pilot control column and rudder pedals where provision for quick disconnect is made by design.	Yes
28	Fuel System	Fuel Filter elements – Cleaning and/or replacement.	Yes
30	Ice and Rain Protection	Windscreen Wiper – Replacement of wiper blade.	Yes

PILOT-OWNER MAINTENANCE TASKS for POWERED AIRCRAFT (AEROPLANES)			
ATA	Area	Task	Aeroplanes ≤2 730kg
31	Instruments	Instrument Panel – Removal and reinstallation provided this it is a design feature with quick disconnect connectors, excluding IFR operations.	Yes**
		Pitot Static System – Simple sense and leak check, excluding IFR operations.	Yes**
		Drainage – Drainage of water drainage traps or filters within the Pitot Static system excluding IFR operations.	Yes**
		Instruments – Check for legibility of markings and those readings are consistent with ambient conditions.	Yes
32	Landing Gear	Wheels – Removal, replacement and servicing, including replacement of wheel bearings and lubrication.	Yes
		Servicing – Replenishment of hydraulic fluid	Yes
		Shock Absorber – Replacement of elastic cords or rubber dampers.	Yes
		Shock Struts – Replenishment of oil or air.	Yes
		Skis – Changing between wheel and ski landing gear.	Yes
		Landing skids – Replacement of landing skids and skid shoes.	Yes
		Wheel fairings (spats) – Removal and reinstallation.	Yes
		Mechanical brakes – Adjustment of simple cable operated systems.	Yes
33	Lights	Brake – Replacement of worn brake pads.	Yes
		Lights – Replacement of internal and external bulbs, filaments, reflectors and lenses.	Yes
34	Navigation	Software – Updating self contained, instrument panel mount navigational software databases, excluding automatic flight control systems and transponders.	Yes
		Navigation devices – Removal and replacement of self contained, instrument panel mount navigation devices with quick disconnect connectors, excluding automatic flight control systems, transponders, primary flight control system and IFR operations.	Yes**
		Self contained data logger – Installation, data restoration.	Yes
51	Structure	Fabric patches – Simple patches extending over not more than one rib and not requiring rib stitching or removal of structural parts or control surfaces.	Yes
		Protective Coating – Applying preservative material or coatings where no disassembly of any primary structure or operating system is involved.	Yes
		Surface finish - Minor restoration where no disassembly of any primary structure or operating system is involved This includes application of signal coatings or thin foils as well as registration markings.	Yes
		Fairings – Simple repairs to non-structural fairings and cover plates which do not change the contour.	Yes
52	Doors and Hatches	Doors - Removal and reinstallation	Yes
53	Fuselage	Upholstery, furnishing – Minor repairs which do not require disassembly of primary structure or operating systems, or interfere with control systems.	Yes

PILOT-OWNER MAINTENANCE TASKS for POWERED AIRCRAFT (AEROPLANES)			
ATA	Area	Task	Aeroplanes <=2 730kg
56	Windows	Side Windows - Replacement if it does not require riveting, bonding or any special process	Yes
61	Propeller	Spinner – Removal and reinstallation.	Yes
71	Powerplant installation	Cowling – Removal and reinstallation not requiring removal of propeller or disconnection of flight controls.	Yes
		Induction System – Inspection and replacement of induction air filter.	Yes
72	Engine	Chip detectors – Removal, checking and reinstallation provided the chip detector is a self-sealing type and not electrically indicated.	Yes
73	Engine fuel	Strainer or Filter elements – Cleaning and/or replacement.	Yes
		Fuel - Mixing of required oil into fuel.	Yes
74	Ignition	Spark Plugs – Removal, cleaning, adjustment and reinstallation.	Yes
75	Cooling	Coolant - Replenishment of coolant fluid.	Yes
77	Engine Indicating	Engine Indicating – Removal and replacement of self contained, instrument panel mount indicators that have quick-release connectors and do not employ direct reading connections.	Yes
79	Oil System	Strainer or filter elements – Cleaning and/or replacement.	Yes
		Oil – Changing or replenishment of engine oil and gearbox fluid.	Yes

Part B/ PILOT-OWNER MAINTENANCE TASKS for ROTORCRAFT

PILOT-OWNER MAINTENANCE TASKS for ROTORCRAFT			
ATA	Area	Task	Single Engine Rotorcraft <=2 730kg
11	Placards	Placards, Markings – Installation and renewal of placards and markings required by AFM and AMM.	Yes
12	Servicing	Fuel, oil, hydraulic, de-iced and windshield liquid replenishment.	Yes
		Lubrication – Those items not requiring a disassembly other than of non-structural items such as cover plates, cowlings and fairings.	Yes
20	Standard Practices	Safety Wiring – Replacement of defective safety wiring or cotter keys, excluding those in engine controls, transmission controls and flight control systems.	Yes
		Simple non-structural standard fasteners – Replacement and adjustment, excluding latches and the replacement of receptacles and anchor nuts requiring riveting.	Yes
21	Air Conditioning	Replacement of flexible hoses and ducts.	Yes
23	Communication	Communication devices – Remove and replace self contained, instrument panel mount communication devices with quick disconnect connectors, excluding IFR operations.	Yes**
24	Electrical power	Batteries – Replacement and servicing, excluding servicing of Ni-Cd batteries and IFR operations.	Yes**
		Wiring – Repairing broken circuits in noncritical equipment, excluding ignition system, primary generating system and required communication, navigation system and primary flight instruments.	Yes

PILOT-OWNER MAINTENANCE TASKS for ROTORCRAFT			
ATA	Area	Task	Single Engine Rotorcraft <=2 730kg
		Bonding – Replacement of broken bonding cable excluding bonding on rotating parts and flying controls.	Yes
		Fuses – Replacement with the correct rating.	Yes
25	Equipment	Safety Belts - Replacement of safety belts and harnesses excluding belts fitted with airbag systems.	Yes
		Seats – Replacement of seats or seat parts not involving disassembly of any primary structure or control system excluding flight crew seats.	Yes
		Removal/installation of emergency flotation gears with quick disconnect connectors.	Yes
		Non-essential instruments and/or equipment - Replacement of self contained, instrument panel mount equipment with quick disconnect connectors.	Yes
		ELT - Removal/Reinstallation.	Yes
30	Ice and rain protection	Windshield wiper replacement	Yes
31	Instruments	Instrument Panel– Removal and reinstallation provided this it is a design feature with quick disconnect connectors, excluding IFR operations.	Yes**
		Pitot Static System – Simple sense and leak check, excluding IFR operations.	Yes**
		Drainage – Drainage of water drainage traps or filters within the Pitot Static system excluding IFR operations.	Yes**
		Instruments – Check for legibility of markings and those readings are consistent with ambient conditions.	Yes
32	Landing Gears	Wheels – Removal, replacement and servicing, including replacement of wheel bearings and lubrication.	Yes
		Replacement of skid wear shoes.	Yes
		Fit and remove snow landing pads.	Yes
		Servicing – Replenishment of hydraulic fluid.	Yes
		Brake – Replacement of worn brake pads.	Yes
33	Lights	Lights – replacement of internal and external bulbs, filaments, reflectors and lenses.	Yes
34	Navigation	Software – Updating self contained, instrument panel mount navigational software databases, excluding automatic flight control systems and transponders.	Yes
		Navigation devices – Remove and replace self contained, instrument panel mount navigation devices with quick disconnect connectors, excluding automatic flight control systems, transponders, primary flight control system and IFR operations.	Yes**
		Self contained data logger – Installation, data restoration.	Yes
51	Structure	Protective Coating – Applying preservative material or coatings where no disassembly of any primary structure or operating system is involved.	Yes
		Surface finish - Minor restoration where no disassembly of any primary structure or operating system is involved, excluding	Yes

PILOT-OWNER MAINTENANCE TASKS for ROTORCRAFT			
ATA	Area	Task	Single Engine Rotorcraft <=2 730kg
		intervention on main and tail rotors. This includes application of signal coatings or thin foils as well as Registration markings.	
		Fairings – Simple repairs to non-structural fairings and cover plates which do not change the contour.	Yes
52	Doors	Doors - Removal and reinstallation.	Yes
53	Fuselage	Upholstery, furnishing – Minor repairs which do not require disassembly of primary structure or operating systems, or interfere with control systems.	Yes
56	Windows	Side Windows - Replacement if it does not require riveting, bonding or any special process.	Yes
62	Main rotor	Removal/installation of main rotor blades that are designed for removal where special tools are not required (tail rotor blades excluded) limited to installation of the same blades previously removed refitted in the original position.	Yes
63 65	Transmission	Chip detectors – Remove, check and replace provided the chip detector is a self-sealing type and not electrically indicated.	Yes
67	Flight control	Removal or reinstallation of co-pilot cyclic and collective controls and yaw pedals where provision for quick disconnect is made by design.	Yes
71	Powerplant installation	Cowlings - Removal and re-fitment.	Yes
72	Engine	Chip detectors –removal, checking and reinstallation provided the chip detector is a self sealing type and not electrically indicated.	Yes
79	Oil System	Filter elements – Replacement, provided that the element is of the “spin on/off” type.	Yes
		Oil - Changing or replenishment of engine oil.	Yes

Part C/ PILOT-OWNER MAINTENANCE TASKS for SAILPLANES AND POWERED SAILPLANES

Abbreviations applicable to this Part:

N/A not applicable for this category

SP sailplane

SSPS self-sustained powered sailplane

SLPS/TM self-launching powered sailplane/touring motorglider

PILOT-OWNER MAINTENANCE TASKS for SAILPLANES AND POWERED SAILPLANES					
ATA	Area	Task	SP	SSPS	SLPS/TM
08	Weighing	Recalculation – Small changes of the Trim plan without needing a reweighing.	Yes	Yes	Yes
09	Towing	Tow release unit and tow cable retraction mechanism – Cleaning, lubrication and tow cable replacement (including weak links).	Yes	Yes	Yes
		Mirror - Installation and replacement of mirrors.	Yes	Yes	Yes
11	Placards	Placards, Markings – Installation and renewal of placards and markings required by AFM and AMM.	Yes	Yes	Yes

PILOT-OWNER MAINTENANCE TASKS for SAILPLANES AND POWERED SAILPLANES					
ATA	Area	Task	SP	SSPS	SLPS/TM
12	Servicing	Lubrication – Those items not requiring a disassembly other than of non-structural items such as cover plates, cowlings and fairings.	Yes	Yes	Yes
20	Standard Practices	Safety Wiring – Replacement of defective safety wiring or cotter keys, excluding those in engine controls, transmission controls and flight control systems.	Yes	Yes	Yes
		Simple Non-Structural Standard Fasteners – Replacement and adjustment, excluding the replacement of receptacles and anchor nuts requiring riveting.	Yes	Yes	Yes
		Free play – Measurement of the free play in the control system and the wing to fuselage attachment including minor adjustments by simple means provided by the manufacturer.	Yes	Yes	Yes
21	Air Conditioning	Replacement of flexible hoses and ducts.	Yes	Yes	Yes
23	Communication	Communication devices – Remove and replace self contained, instrument panel mount communication devices with quick disconnect connectors.	Yes	Yes	Yes
24	Electrical power	Batteries and solar panels – Replacement and servicing.	Yes	Yes	Yes
		Wiring - Installation of simple wiring connections to the existing wiring for additional non-required equipment such as electric variometers, flight computers but excluding required communication, navigation systems and engine wiring.	Yes	Yes	Yes
		Wiring – Repairing broken circuits in landing light and any other wiring for non-required equipment such as electrical variometers or flight computers, excluding ignition system, primary generating system and required communication, navigation system and primary flight instruments.	Yes	Yes	Yes
		Bonding – Replacement of broken bonding cable.	Yes	Yes	Yes
		Switches – This includes soldering and crimping of non- required equipment such as electrical variometers or flight computers, but excluding ignition system, primary generating system and required communication, navigation system and primary flight instruments.	Yes	Yes	Yes
		Fuses – Replacement with the correct rating.	Yes	Yes	Yes
25	Equipment	Safety Belts – Replacement of safety belt and harnesses.	Yes	Yes	Yes
		Seats – Replacement of seats or seat parts not involving disassembly of any primary structure or control system.	Yes	Yes	Yes
		Non-essential instruments and/or equipment - Replacement of self contained, instrument panel mount equipment with quick disconnect connectors.	Yes	Yes	Yes
		Removal and installation of non-required instruments and/or equipment.	Yes	Yes	Yes

PILOT-OWNER MAINTENANCE TASKS for SAILPLANES AND POWERED SAILPLANES					
ATA	Area	Task	SP	SSPS	SLPS/TM
		Wing Wiper, Cleaner – Servicing, removal and reinstallation not involving disassembly or modification of any primary structure, control.	Yes	Yes	Yes
		Static Probes – Removal or reinstallation of variometer static and total energy compensation probes.	Yes	Yes	Yes
		Oxygen System – Replacement of portable oxygen bottles and systems in approved mountings, excluding permanently installed bottles and systems.	Yes	Yes	Yes
		Air Brake Chute – Installation and servicing	Yes	Yes	Yes
		ELT – Removal / Reinstallation.	Yes	Yes	Yes
26	Fire Protection	Fire Warning – Replacement of sensors and indicators.	N/A	Yes	Yes
27	Flight Control	Gap Seals – Installation and servicing if it does not require complete flight control removal.	Yes	Yes	Yes
		Control System – Measurement of the control system travel without removing the control surfaces.	Yes	Yes	Yes
		Control Cables – Simple optical Inspection for Condition.	Yes	Yes	Yes
		Gas Dampener – Replacement of Gas Dampener in the Control or Air Brake System.	Yes	Yes	Yes
		Co-pilot stick and pedals - Removal or reinstallation where provision for quick disconnect is made by design.	Yes	Yes	Yes
28	Fuel System	Fuel lines – Replacement of prefabricated fuel lines fitted with self-sealing couplings.	N/A	Yes	NO
		Fuel Filter – Cleaning and/or replacement.	N/A	Yes	Yes
31	Instruments	Instrument Panel– Removal and reinstallation provided this is a design feature with quick disconnect, excluding IFR operations.	Yes	Yes	Yes
		Pitot Static System – Simple sense and leak check.	Yes	Yes	Yes
		Instrument Panel vibration damper/shock absorbers- Replacement.	Yes	Yes	Yes
		Drainage – Drainage of water drainage traps or filters within the Pitot static system.	Yes	Yes	Yes
		Flexible tubes - Replacement of damaged tubes.	Yes	Yes	Yes
32	Landing Gear	Wheels – Removal, replacement and servicing, including replacement of wheel bearings and lubrication.	Yes	Yes	Yes
		Servicing – Replenishment of hydraulic fluid	Yes	Yes	Yes
		Shock Absorber – Replacement or servicing of elastic cords or rubber dampers.	Yes	Yes	Yes
		Shock Struts – Replenishment of oil or air.	Yes	Yes	Yes
		Landing gear doors - Removal or reinstallation and repair including operating straps.	Yes	Yes	Yes
		Skis – Changing between wheel and ski landing gear.	Yes	Yes	Yes
		Skids – Removal or reinstallation and servicing of main, wing and tail skids.	Yes	Yes	Yes

PILOT-OWNER MAINTENANCE TASKS for SAILPLANES AND POWERED SAILPLANES					
ATA	Area	Task	SP	SSPS	SLPS/TM
		Wheels fairing (spats) – Removal and reinstallation.	Yes	Yes	Yes
		Mechanical brakes – Adjustment of simple cable operated systems.	Yes	Yes	Yes
		Brake – Replacement of worn brake pads.	Yes	Yes	Yes
		Springs – Replacement of worn or aged springs.	Yes	Yes	Yes
		Gear Warning –Removal or reinstallation of simple gear warning systems.	Yes	Yes	Yes
33	Lights	Lights – Replacement of internal and external bulbs, filaments, reflectors and lenses.	N/A	N/A	Yes
34	Navigation	Software – Updating self contained, instrument panel mount navigational software databases, excluding automatic flight control systems and transponders and including update of non-required instruments/equipment.	Yes	Yes	Yes
		Navigation devices – Removal and replacement of self contained, instrument panel mount navigation devices with quick disconnect connectors, excluding automatic flight control systems, transponders, primary flight control system.	Yes	Yes	Yes
		Self contained data logger – Installation, data restoration.	Yes	Yes	Yes
51	Structure	Fabric patches – Simple patches extending over not more than one rib and not requiring rib stitching or removal of structural parts or control surfaces.	Yes	Yes	Yes
		Protective Coating – Applying preservative material or coatings where no disassembly of any primary structure or operating system is involved.	Yes	Yes	Yes
		Surface finish - Minor restoration of paint or coating where the underlying primary structure is not affected. This includes application of signal coatings or thin foils as well as Registration markings.	Yes	Yes	Yes
		Fairings – Simple repairs to non-structural fairings and cover plates which do not change the contour.	Yes	Yes	Yes
52	Doors	Doors - Removal and reinstallation.	Yes	Yes	Yes
53	Fuselage	Upholstery, furnishing – Minor repairs which do not require disassembly of primary structure or operating systems, or interfere with control systems.	Yes	Yes	Yes
56	Windows	Side Windows - Replacement if it does not require riveting, bonding or any special process.	Yes	Yes	Yes
		Canopies - Removal and re-fitment.	Yes	Yes	Yes
		Gas dampener – Replacement of Canopy Gas dampener.	Yes	Yes	Yes
57	Wings	Wing Skids – Removal or reinstallation and service of lower wing skids or wing roller including spring assembly.	Yes	Yes	Yes
		Water ballast – Removal or reinstallation of flexible tanks.	Yes	Yes	Yes

PILOT-OWNER MAINTENANCE TASKS for SAILPLANES AND POWERED SAILPLANES					
ATA	Area	Task	SP	SSPS	SLPS/TM
		Turbulator and sealing tapes – Removal or reinstallation of approved sealing tapes and turbulator tapes.	Yes	Yes	Yes
61	Propeller	Spinner – Removal and reinstallation.	N/A	Yes	Yes
71	Powerplant installation	Removal or installation of Powerplant unit including engine and propeller.	N/A	Yes	NO
		Cowling - Removal and reinstallation not requiring removal of propeller or disconnection of flight controls.	N/A	Yes	Yes
		Induction System – Inspection and replacement of induction air filter.	N/A	Yes	Yes
72	Engine	Chip detectors – Removal, checking and reinstallation provided the chip detector is a self-sealing type and not electrically indicated.	N/A	Yes	Yes
73	Engine fuel	Strainer or Filter elements – Cleaning and/or replacement.	N/A	Yes	Yes
		Fuel - Mixing of required oil into fuel.	N/A	Yes	Yes
74	Ignition	Spark Plugs – Removal, cleaning, adjustment and reinstallation.	N/A	Yes	Yes
75	Cooling	Coolant – Replenishment of coolant fluid.	N/A	Yes	Yes
76	Engine Controls	Controls – Minor adjustments of non-flight or propulsion controls whose operation is not critical for any phase of flight.	N/A	Yes	NO
77	Engine Indicating	Engine Indicating – Removal and replacement of self-contained instrument panel mount indicators that have quick-release connectors and do not employ direct reading connections.	N/A	Yes	Yes
79	Oil System	Strainer or Filter elements – Cleaning and/or replacement.	N/A	Yes	Yes
		Oil – Changing or replenishment of engine oil and gearbox fluid.	N/A	Yes	Yes

Part D/ PILOT-OWNER MAINTENANCE TASKS for BALLOONS/AIRSHIPS

PILOT-OWNER MAINTENANCE TASKS for BALLOONS/AIRSHIPS			
Area and Task	Hot Air Airship	Hot Air Balloon	Gas Balloon
A) ENVELOPE			
1- Fabric repairs - excluding complete panels (as defined in, and in accordance with, the instructions issued by the Type Certificate holder or the declarant of a declaration of design compliance) not requiring load tape repair or replacement.	Yes	Yes	No
2- Nose line - Replacement	Yes	N/A	N/A
3- Banners - fitment, replacement or repair (without sewing).	Yes	Yes	Yes
4- Melting link (temperature flag) - replacement.	Yes	Yes	N/A
5- Temperature transmitter and temperature indication cables - removal or reinstallation.	Yes	Yes	N/A
6- Crown line - replacement (where permanently attached to the crown ring).	No	Yes	N/A

PILOT-OWNER MAINTENANCE TASKS for BALLOONS/AIRSHIPS			
Area and Task	Hot Air Airship	Hot Air Balloon	Gas Balloon
7- Scoop or skirt-replacement or repair of (including fasteners).	Yes	Yes	N/A
B) BURNER			
8- Burner - cleaning and lubrication.	Yes	Yes	N/A
9- Piezo igniters - adjustment.	Yes	Yes	N/A
10- Burner jets - cleaning and replacement.	Yes	Yes	N/A
11- Burner frame corner buffers - replacement or reinstallation.	Yes	Yes	N/A
12- Burner Valves - adjustment of closing valve not requiring special tools or test equipment.	Yes	Yes	N/A
C) BASKET AND GONDOLA			
13- Basket/gondola frame trim - repair or replacement.	Yes	Yes	Yes
14- Basket/gondola runners (including wheels) - repair or replacement.	Yes	Yes	Yes
15- External rope handles - repair.	Yes	Yes	Yes
16- Replacement of seat covers - upholsteries and safety belts.	Yes	Yes	Yes
D) FUEL CYLINDER			
17- Liquid valve - replacement of O-rings in the outlet.	Yes	Yes	No
E) INSTRUMENTS AND EQUIPMENT			
18- Batteries - replacement of for self-contained instruments and communication equipment.	Yes	Yes	Yes
19- Communication, navigation devices, instruments and/or equipment – Remove and replace self-contained, instrument panel mounted communication devices with quick disconnect connectors.	Yes	Yes	Yes
F) ENGINES			
20- Cleaning and Lubrication not requiring disassembly other than removal of non-structural items such as cover plates, cowlings and fairings.	Yes	N/A	N/A
21- Cowling-removal and re-fitment not requiring removal of the propeller	Yes	N/A	N/A
22- Fuel and oil strainers and/or filter elements - Removal, cleaning and/or replacement	Yes	N/A	N/A
23- Batteries - replacing and servicing (excluding servicing of Ni-Cd batteries).	Yes	N/A	N/A
24- Propeller Spinner – removal and installation for inspection.	Yes	N/A	N/A
25- Powerplant - Removal or installation of powerplant unit including engine and propeller.	Yes	N/A	N/A
26- Engine- Chip detectors – remove, check and replace.	Yes	N/A	N/A
27- Ignition Spark Plug – removal or installation and adjustment including gap clearance.	Yes	N/A	N/A
28- Coolant fluid - replenishment.	Yes	N/A	N/A
29- Engine Controls - minor adjustments of non-flight or propulsion controls whose operation is not critical for any phase of flight.	Yes	N/A	N/A
30- Engine instruments - removal and replacement.	Yes	N/A	N/A
31- Lubrication oil – changing or replenishment of engine oil and gearbox fluid.	Yes	N/A	N/A
32- Fuel lines - replacement of prefabricated hoses with self- sealing couplings.	Yes	N/A	N/A
33- Air filters (if installed) – removal, cleaning and replacement.	Yes	N/A	N/A

APPENDICES TO AMC AND GM TO ANNEX I (PART-M)

Appendix I to AMC M.A.302 and AMC M.B.301(b) — Content of the maintenance programme

ED Decision 2023/013/R

Note: For the purpose of this Appendix, references to CAMO should be understood as references to CAMO or CAO and references to Part-145 organisations should be understood as references to Subpart F or Part-CAO organisations.

1. General requirements

- 1.1. The maintenance programme should contain the following basic information.
 - 1.1.1. The type/model and registration number of the aircraft, engines and, where applicable, auxiliary power units and propellers.
 - 1.1.2. The name and address of the owner, operator or CAMO managing the aircraft airworthiness.
 - 1.1.3. The reference, the date of issue and issue number of the approved maintenance programme.
 - 1.1.4. A statement signed by the owner, operator or CAMO managing the aircraft airworthiness to the effect that the specified aircraft will be maintained to the programme and that the programme will be reviewed and updated as required.
 - 1.1.5. Contents/list of effective pages and their revision status of the document.
 - 1.1.6. Check periods, which reflect the anticipated utilisation of the aircraft. Such utilisation should be stated and include a tolerance of not more than 25%. Where utilisation cannot be anticipated, calendar time limits should also be included.
 - 1.1.7. Procedures for the escalation of established check periods, where applicable and acceptable to the competent authority of registry.
 - 1.1.8. Provision to record the date and reference of approved amendments incorporated in the maintenance programme.
 - 1.1.9. Details of pre-flight maintenance tasks that are accomplished by maintenance staff.
 - 1.1.10. The tasks and the periods (intervals/frequencies) at which each part of the aircraft, engines, APU's, propellers, components, accessories, equipment, instruments, electrical and radio apparatus, together with the associated systems and installations should be inspected. This should include the type and degree of inspection required.
 - 1.1.11. The periods at which components should be checked, cleaned, lubricated, replenished, adjusted and tested.
 - 1.1.12. If applicable details of ageing aircraft system requirements together with any specified sampling programmes.
 - 1.1.13. If applicable, details of specific structural maintenance programmes including, but not limited to:
 - (a) (Supplemental) structural inspection programmes ((S)SIPs or (supplemental) structural inspection documents (S)SIDs) issued by the design approval holder or the declarant of a declaration of design compliance.

- (b) Corrosion prevention and control programmes (CPCPs) taking into account the baseline CPCP issued by the design approval holder or the declarant of a declaration of design compliance.
 - (c) For large aeroplanes, maintenance data arising from compliance with the ageing structure requirements of point 26.370 of Annex I (Part-26) to Regulation (EU) 2015/640.
- 1.1.14. If applicable, details of Critical Design Configuration Control Limitations together with appropriate procedures.
- 1.1.15. If applicable a statement of the limit of validity in terms of total flight cycles/calendar date/flight hours for the structural programme in 1.1.13.
- 1.1.16. The periods at which overhauls and/or replacements by new or overhauled components should be made.
- 1.1.17. A cross-reference to other documents approved by EASA which contain the details of maintenance tasks related to mandatory life and inspection limitations, Certification Maintenance Requirements (CMRs) and ADs.
- Note: To prevent inadvertent variations to such tasks or intervals these items should not be included in the main portion of the maintenance programme document, or any planning control system, without specific identification of their mandatory status.
- 1.1.18. Details of, or cross-reference to, any required reliability programme or statistical methods of continuous Surveillance.
- 1.1.19. A statement that practices and procedures to satisfy the programme should be to the standards specified in the maintenance instructions issued by the TC holder or the declarant of a declaration of design compliance. In the case of approved practices and procedures that differ, the statement should refer to them.
- 1.1.20. Each maintenance task quoted should be defined in a definition section of the programme.

2. Programme basis

- 2.1. An owner or a CAMO aircraft maintenance programme should normally be based upon the MRB report, where applicable, and the maintenance planning document or Chapter 5 of the maintenance manual from the TC holder or the declarant of a declaration of design compliance (i.e. the manufacturer's recommended maintenance programme).

The structure and format of these maintenance recommendations may be re-written by the owner or the CAMO to better suit the operation and control of the particular maintenance programme.

- 2.2. For a new aircraft where no previously approved maintenance programme exists, it will be necessary for the owner or the CAMO to comprehensively appraise the manufacturer's recommendations (and the MRB report where applicable), together with other airworthiness information, in order to produce a realistic programme for approval.
- 2.3. For existing aircraft types it is permissible for the owner or CAMO to make comparisons with maintenance programmes previously approved. It should not be assumed that a programme approved for one owner or the CAMO would automatically be approved for another.

Evaluation should be made of the aircraft/fleet utilisation, landing rate, equipment fit and, in particular, the experience of the owner or the CAMO when assessing an existing programme.

Where the competent authority is not satisfied that the proposed maintenance programme can be used as is, the competent authority should request appropriate changes such as additional maintenance tasks or de-escalation of check frequencies as necessary.

2.4. Critical Design Configuration Control Limitations (CDCCL)

If CDCCL have been identified for the aircraft type by the TC/STC holder, maintenance instructions should be developed. CDCCL's are characterised by features in an aircraft installation or component that should be retained during modification, change, repair, or scheduled maintenance for the operational life of the aircraft or applicable component or part.

3. Amendments

Amendments (revisions) to the approved maintenance programme should be made by the owner or the CAMO, to reflect changes in the recommendations, modifications, service experience of the TC holder or the declarant of a declaration of design compliance, or as required by the competent authority.

4. Permitted variations to maintenance periods

The owner or the CAMO may only vary the periods prescribed by the programme with the approval of the competent authority or through a procedure developed in the maintenance programme and approved by the competent authority.

5. Periodic review of maintenance programme contents

- 5.1. The owner- or the CAMO-approved maintenance programmes should be subject to periodic review to ensure that they reflect current recommendations issued by the TC holder or the declarant of a declaration of design compliance, revisions to the MRB report if applicable, mandatory requirements and the maintenance needs of the aircraft.
- 5.2. The owner or the CAMO should review the detailed requirements at least annually for continued validity in the light of operating experience.

6. Reliability Programmes

6.1. Applicability

6.1.1. A reliability programme should be developed in the following cases:

- (a) the aircraft maintenance programme is based upon MSG-3 logic;
- (b) the aircraft maintenance programme includes condition monitored components;
- (c) the aircraft maintenance programme does not contain overhaul time periods for all significant system components;
- (d) when specified by the Manufacturer's maintenance planning document or MRB.

6.1.2. A reliability Programme need not be developed in the following cases:

- (a) the maintenance programme is based upon the MSG-1 or 2 logic but only contains hard time or on condition items;
- (b) the aircraft is not a complex motor-powered aircraft according to [Part-M](#);
- (c) the aircraft maintenance programme provides overhaul time periods for all significant system components;
- (d) Note: for the purpose of this paragraph, a significant system is a system the failure of which could hazard the aircraft safety.

- 6.1.3. Notwithstanding paragraphs 6.1.1 and 6.1.2 above, a CAMO may however, develop its own reliability monitoring programme when it may be deemed beneficial from a maintenance planning point of view.
- 6.2. Applicability for CAMO/operator of small fleets of aircraft.
- 6.2.1. For the purpose of this paragraph, a small fleet of aircraft is a fleet of less than 6 aircraft of the same type.
- 6.2.2. The requirement for a reliability programme is irrespective of the CAMO fleet size.
- 6.2.3. Complex reliability programmes could be inappropriate for a small fleet. It is recommended that such CAMOs tailor their reliability programmes to suit the size and complexity of operation.
- 6.2.4. One difficulty with a small fleet of aircraft consists in the amount of available data which can be processed: when this amount is too low, the calculation of alert level is very coarse. Therefore 'alert levels' should be used carefully.
- 6.2.5. A CAMO of a small fleet of aircraft, when establishing a reliability programme, should consider the following:
- (a) The programme should focus on areas where a sufficient amount of data is likely to be processed.
 - (b) When the amount of available data is very limited, the CAMO engineering judgement is then a vital element. In the following examples, careful engineering analysis should be exercised before taking decisions:
 - A '0' rate in the statistical calculation may possibly simply reveal that enough statistical data is missing, rather than there is no potential problem.
 - When alert levels are used, a single event may have the figures reach the alert level. Engineering judgement is necessary so as to discriminate an artefact from an actual need for a corrective action.
- In making his engineering judgement, a CAMO is encouraged to establish contact and make comparisons with other CAMOs of the same aircraft, where possible and relevant. Making comparison with data provided by the manufacturer may also be possible.
- 6.2.6. In order to obtain accurate reliability data, it should be recommended to pool data and analysis with one or more other CAMO(s). Paragraph 6.6 of this paragraph specifies under which conditions it is acceptable that CAMOs share reliability data.
- 6.2.7. Notwithstanding the above there are cases where the CAMO will be unable to pool data with other CAMO, e.g. at the introduction to service of a new type. In that case the competent authority should impose additional restrictions on the MRB/MPD tasks intervals (e.g. no variations or only minor evolution are possible, and with the competent authority approval).
- 6.3. Engineering judgement
- 6.3.1. Engineering judgement is itself inherent to reliability programmes as no interpretation of data is possible without judgement. In approving the CAMO maintenance and reliability programmes, the competent authority is expected to ensure that the organisation which runs the programme (it may be CAMO, or an [Part-145](#) organisation under contract) hires sufficiently qualified personnel with appropriate engineering experience and understanding of reliability concept (see [AMC M.A.706](#)).

6.3.2. It follows that failure to provide appropriately qualified personnel for the reliability programme may lead the competent authority to reject the approval of the reliability programme and therefore the aircraft maintenance programme.

6.4. Contracted maintenance

6.4.1. Whereas [M.A.302](#) specifies that, the aircraft maintenance programme -which includes the associated reliability programme-, should be managed and presented by the CAMO to the competent authority, the CAMO may subcontract certain functions to the maintenance organisation under contract, provided this organisation proves to have the appropriate expertise.

6.4.2. These functions are:

- (a) Developing the aircraft maintenance and reliability programmes,
- (b) Performing the collection and analysis of the reliability data,
- (c) Providing reliability reports, and
- (d) Proposing corrective actions to the CAMO.

6.4.3. Notwithstanding the above decision to implement a corrective action (or the decision to request from the competent authority the approval to implement a corrective action) remains the CAMO prerogative and responsibility. In relation to paragraph 6.4.2(d) above, a decision not to implement a corrective action should be justified and documented.

6.4.4. The arrangement between the CAMO and the maintenance organisation should be specified in the maintenance contract (see [Appendix XI to AMC M.A.708\(c\)](#)) and the relevant CAME, and maintenance organisation procedures.

6.5. Reliability programme

In preparing the programme details, account should be taken of this paragraph. All associated procedures should be clearly defined.

6.5.1. Objectives

6.5.1.1. A statement should be included summarising as precisely as possible the prime objectives of the programme. To the minimum it should include the following:

- (a) to recognise the need for corrective action,
- (b) to establish what corrective action is needed and,
- (c) to determine the effectiveness of that action.

6.5.1.2. The extent of the objectives should be directly related to the scope of the programme. Its scope could vary from a component defect monitoring system for a small CAMO, to an integrated maintenance management programme for a big CAMO. The manufacturer's maintenance planning documents may give guidance on the objectives and should be consulted in every case.

6.5.1.3. In case of a MSG-3 based maintenance programme, the reliability programme should provide a monitor that all MSG-3 related tasks from the maintenance programme are effective and their periodicity is adequate.

6.5.2. Identification of items.

The items controlled by the programme should be stated, e.g. by ATA Chapters. Where some items (e.g. aircraft structure, engines, APU) are controlled by separate programmes, the associated procedures (e.g. individual sampling or life development programmes, constructor's structure sampling programmes) should be cross referenced in the programme.

6.5.3. Terms and definitions.

The significant terms and definitions applicable to the Programme should be clearly identified. Terms are already defined in MSG-3, [Part-145](#) and [Part-M](#).

6.5.4. Information sources and collection.

6.5.4.1. Sources of information should be listed and procedures for the transmission of information from the sources, together with the procedure for collecting and receiving it, should be set out in detail in the CAME or MOE as appropriate.

6.5.4.2. The type of information to be collected should be related to the objectives of the Programme and should be such that it enables both an overall broad based assessment of the information to be made and also allow for assessments to be made as to whether any reaction, both to trends and to individual events, is necessary. The following are examples of the normal prime sources:

- (a) Pilots Reports.
- (b) Technical Logs.
- (c) Aircraft Maintenance Access Terminal / On-board Maintenance System readouts.
- (d) Maintenance Worksheets.
- (e) Workshop Reports.
- (f) Reports on Functional Checks.
- (g) Reports on Special Inspections.
- (h) Stores Issues/Reports.
- (i) Air Safety Reports.
- (j) Reports on Technical Delays and Incidents.
- (k) Other sources: ETOPS, RVSM, CAT II/III.

6.5.4.3. In addition to the normal primary sources of information, due account should be taken of continuing airworthiness and safety information promulgated under Part 21 or Part 21 Light.

6.5.5. Display of information.

Collected information may be displayed graphically or in a tabular format or a combination of both. The rules governing any separation or discarding of information prior to incorporation into these formats should be stated. The format should be such that the identification of trends, specific highlights and related events would be readily apparent.

6.5.5.1. The above display of information should include provisions for 'nil returns' to aid the examination of the total information.

6.5.5.2. Where 'standards' or 'alert levels' are included in the programme, the display of information should be oriented accordingly.

6.5.6. Examination, analysis and interpretation of the information.

The method employed for examining, analysing and interpreting the programme information should be explained.

6.5.6.1. Examination.

Methods of examination of information may be varied according to the content and quantity of information of individual programmes. These can range from examination of the initial indication of performance variations to formalised detailed procedures at specific periods, and the methods should be fully described in the programme documentation.

6.5.6.2. Analysis and Interpretation.

The procedures for analysis and interpretation of information should be such as to enable the performance of the items controlled by the programme to be measured; they should also facilitate recognition, diagnosis and recording of significant problems. The whole process should be such as to enable a critical assessment to be made of the effectiveness of the programme as a total activity. Such a process may involve:

- (a) Comparisons of operational reliability with established or allocated standards (in the initial period these could be obtained from in-service experience of similar equipment of aircraft types).
- (b) Analysis and interpretation of trends.
- (c) The evaluation of repetitive defects.
- (d) Confidence testing of expected and achieved results.
- (e) Studies of life-bands and survival characteristics.
- (f) Reliability predictions.
- (g) Other methods of assessment.

6.5.6.3. The range and depth of engineering analysis and interpretation should be related to the particular programme and to the facilities available. The following, at least, should be taken into account:

- (a) Flight defects and reductions in operational reliability.
- (b) Defects occurring on-line and at main base.
- (c) Deterioration observed during routine maintenance.
- (d) Workshop and overhaul facility findings.
- (e) Modification evaluations.
- (f) Sampling programmes.
- (g) The adequacy of maintenance equipment and publications.
- (h) The effectiveness of maintenance procedures.
- (i) Staff training.

- (j) Service bulletins, technical instructions, etc.

6.5.6.4. Where the CAMO relies upon contracted maintenance and/or overhaul facilities as an information input to the programme, the arrangements for availability and continuity of such information should be established and details should be included.

6.5.7. Corrective Actions.

6.5.7.1. The procedures and time scales both for implementing corrective actions and for monitoring the effects of corrective actions should be fully described. Corrective actions shall correct any reduction in reliability revealed by the programme and could take the form of:

- (a) Changes to maintenance, operational procedures or techniques.
- (b) Maintenance changes involving inspection frequency and content, function checks, overhaul requirements and time limits, which will require amendment of the scheduled maintenance periods or tasks in the approved maintenance programme. This may include escalation or de-escalation of tasks, addition, modification or deletion of tasks.
- (c) Amendments to approved manuals (e.g. maintenance manual, crew manual).
- (d) Initiation of modifications.
- (e) Special inspections of fleet campaigns.
- (f) Spares provisioning.
- (g) Staff training.
- (h) Manpower and equipment planning.

Note: Some of the above corrective actions may need the competent authority's approval before implementation.

6.5.7.2. The procedures for effecting changes to the maintenance programme should be described, and the associated documentation should include a planned completion date for each corrective action, where applicable.

6.5.8. Organisational Responsibilities.

The organisational structure and the department responsible for the administration of the programme should be stated. The chains of responsibility for individuals and departments (Engineering, Production, Quality, Operations etc.) in respect of the programme, together with the information and functions of any programme control committees (reliability group), should be defined. Participation of the competent authority should be stated. This information should be contained in the CAME as appropriate.

6.5.9. Presentation of information to the competent authority.

The following information should be submitted to the competent authority for approval as part of the reliability programme:

- (a) The format and content of routine reports.
- (b) The time scales for the production of reports together with their distribution.

- (c) The format and content of reports supporting request for increases in periods between maintenance (escalation) and for amendments to the approved maintenance programme. These reports should contain sufficient detailed information to enable the competent authority to make its own evaluation where necessary.

6.5.10. Evaluation and review.

Each programme should describe the procedures and individual responsibilities in respect of continuous monitoring of the effectiveness of the programme as a whole. The time periods and the procedures for both routine and non-routine reviews of maintenance control should be detailed (progressive, monthly, quarterly, or annual reviews, procedures following reliability 'standards' or 'alert levels' being exceeded, etc.).

6.5.10.1. Each Programme should contain procedures for monitoring and, as necessary, revising the reliability 'standards' or 'alert levels'. The organisational responsibilities for monitoring and revising the 'standards' should be specified together with associated time scales.

6.5.10.2. Although not exclusive, the following list gives guidance on the criteria to be taken into account during the review.

- (a) Utilisation (high/low/seasonal).
- (b) Fleet commonality.
- (c) Alert Level adjustment criteria.
- (d) Adequacy of data.
- (e) Reliability procedure audit.
- (f) Staff training.
- (g) Operational and maintenance procedures.

6.5.11. Approval of maintenance programme amendment

The competent authority may authorise the CAMO to implement in the maintenance programme changes arising from the reliability programme results prior to their formal approval by the authority when satisfied that;

- (a) the Reliability Programme monitors the content of the Maintenance Programme in a comprehensive manner, and
- (b) the procedures associated with the functioning of the 'Reliability Group' provide the assurance that appropriate control is exercised by the CAMO over the internal validation of such changes.

6.6. Pooling Arrangements.

6.6.1. In some cases, in order that sufficient data may be analysed it may be desirable to 'pool' data: i.e. collate data from a number of CAMOs of the same type of aircraft. For the analysis to be valid, the aircraft concerned, mode of operation, and maintenance procedures applied should be substantially the same: variations in utilisation between two CAMOs may, more than anything, fundamentally corrupt the analysis. Although not exhaustive, the following list gives guidance on the primary factors which need to be taken into account.

-
- (a) Certification factors, such as: aircraft TCDS compliance (variant)/modification status, including SB compliance.
 - (b) Operational Factors, such as: operational environment/utilisation, e.g. low/high/seasonal, etc./respective fleet size operating rules applicable (e.g. ETOPS/RVSM/All Weather etc.)/operating procedures/MEL and MEL utilisation.
 - (c) Maintenance factors, such as: aircraft age maintenance procedures; maintenance standards applicable; lubrication procedures and programme; MPD revision or escalation applied or maintenance programme applicable
- 6.6.2. Although it may not be necessary for all of the foregoing to be completely common, it is necessary for a substantial amount of commonality to prevail. Decision should be taken by the competent authority on a case by case basis.
- 6.6.3. In case of a short term lease agreement (less than 6 month) more flexibility against the para 6.6.1 criteria may be granted by the competent authority, so as to allow the owner/CAMO to operate the aircraft under the same programme during the lease agreement effectivity.
- 6.6.4. Changes by any one of the CAMO to the above, requires assessment in order that the pooling benefits can be maintained. Where a CAMO wishes to pool data in this way, the approval of the competent authority should be sought prior to any formal agreement being signed between CAMOs.
- 6.6.5. Whereas this paragraph 6.6 is intended to address the pooling of data directly between CAMOs, it is acceptable that the CAMO participates in a reliability programme managed by the aircraft manufacturer, when the competent authority is satisfied that the manufacturer manages a reliability programme which complies with the intent of this paragraph.

Appendix II to AMC M.A.711(a)(3) — Subcontracting of continuing airworthiness management tasks

ED Decision 2021/009/R

1. Subcontracted continuing airworthiness management tasks

- 1.1. To actively control the standards of the subcontracted organisation, the CAMO should employ a person or group of persons who are trained and competent in the disciplines associated with [M.A. Subpart G](#). As such, they are responsible for determining what maintenance is required, when it has to be performed, by whom and to what standard in order to ensure the continuing airworthiness of the aircraft to be operated.
- 1.2. The CAMO should conduct a pre-subcontract audit to establish that the organisation to be subcontracted can achieve the standards required by [M.A. Subpart G](#) in connection with those activities to be subcontracted.
- 1.3. The CAMO should ensure that the organisation to be subcontracted has sufficient and qualified personnel who are trained and competent in the functions to be sub-contracted. In assessing the adequacy of personnel resources, the CAMO should consider the particular needs of those activities that are to be subcontracted, while taking into account the subcontracted organisations existing commitments.
- 1.4. To be appropriately approved to subcontract continuing airworthiness management tasks, the CAMO should have procedures for the management control of these arrangements. The continuing airworthiness management exposition should contain relevant procedures to reflect its control of those arrangements made with the sub-contracted organisation.
- 1.5. Subcontracted continuing airworthiness management tasks should be addressed in a contract between the CAMO and the subcontracted organisation. The contract should also specify that the subcontracted organisation is responsible for informing the CAMO, that is in turn responsible for notifying the respective competent authority, of any subsequent changes that affect their ability to fulfil the contract.
- 1.6. The subcontracted organisation should use procedures which set out the manner of fulfilling its responsibilities with regard to the subcontracted activities. Such procedures may be developed by either the subcontracted organisation or the CAMO.
- 1.7. Where the subcontracted organisation develops its own procedures, they should be compatible with the continuing airworthiness management exposition and the terms of the contract. These should be accepted by the competent authority as extended procedures of the CAMO and as such should be cross-referenced from the continuing airworthiness management exposition. One current copy of the subcontracted organisation's relevant procedures should be kept by the CAMO and should be accessible to the competent authority when needed.

Note: Should any conflict arise between the subcontracted organisation's procedures and those of the CAMO, then the policy and procedures of the continuing airworthiness management exposition will prevail.

- 1.8. The contract should also specify that the subcontracted organisation's procedures may only be amended with the agreement of the CAMO. The CAMO should ensure that these amendments are compatible with its continuing airworthiness management exposition and comply with [M.A. Subpart G](#).

The CAMO should nominate the person responsible for continued monitoring and acceptance of the subcontracted organisation's procedures and their amendments. The controls used to

fulfil this function should be clearly set out in the amendment section of the continuing airworthiness management exposition detailing the level of CAMO involvement.

- 1.9. Whenever any elements of the continuing airworthiness management tasks are subcontracted, the CAMO personnel should have access to all relevant data in order to fulfil their responsibilities.

Note: The CAMO retains the authority to override, whenever necessary for the continuing airworthiness of their aircraft, any recommendation of the subcontracted organisation.

- 1.10. The CAMO should ensure that the subcontracted organisation continues to have qualified technical expertise and sufficient resources to perform the sub-contracted tasks while complying with the relevant procedures. Failure to do so may invalidate the CAMO approval.
- 1.11. The contract should provide for competent authority monitoring.
- 1.12. The contract should address the respective responsibilities to ensure that any findings arising from the competent authority monitoring will be closed to the satisfaction of the competent authority.

2. Accomplishment

This paragraph describes the topics which may be applicable to such subcontracting arrangements.

2.1. Scope of work

The type of aircraft and their registrations, engine types and/or components subject to the continuing airworthiness management tasks contract should be specified.

2.2. Maintenance programme development and amendment

The CAMO may subcontract the preparation of the draft maintenance programme and any subsequent amendments. However, the CAMO remains responsible for assessing that the draft proposals meet its needs and for obtaining competent authority approval; the relevant procedures should specify these responsibilities. The contract should also stipulate that any data necessary to substantiate the approval of the initial programme or an amendment to this programme should be provided for CAMO agreement and/or competent authority upon request.

2.3. Maintenance programme effectiveness and reliability

The CAMO should have a system in place to monitor and assess the effectiveness of the maintenance programme based on maintenance and operational experience. The collection of data and initial assessment may be made by the subcontracted organisation; the required actions are to be endorsed by the CAMO.

Where reliability monitoring is used to establish the effectiveness of the maintenance programme, this may be provided by the subcontracted organisation and should be specified in the relevant procedures. Reference should be made to the approved maintenance and reliability programme. Participation of the CAMO's personnel in reliability meetings with the subcontracted organisation should also be specified.

When providing reliability data, the subcontracted organisation is limited to working with primary data/documents provided by the CAMO or data provided by the CAMO's contracted maintenance organisation(s) from which the reports are derived. The pooling of reliability data is permitted if it is acceptable to the competent authority.

2.4. Permitted variations to the maintenance programme

The reasons and justification for any proposed variation to scheduled maintenance may be prepared by the subcontracted organisation. Acceptance of the proposed variation should be granted by the CAMO. The means by which the CAMO acceptance is given should be specified in the relevant procedures. When outside the limits set out in the maintenance programme, the CAMO is required to obtain approval by the competent authority.

2.5. Scheduled maintenance

Where the subcontracted organisation plans and defines maintenance checks or inspections in accordance with the approved maintenance programme, the required liaison with the CAMO, including feedback, should be defined.

The planning control and documentation should be specified in the appropriate supporting procedures. These procedures should typically set out the CAMO's level of involvement in each type of check. This will normally involve the CAMO assessing and agreeing to a work specification on a case-by-case basis for base maintenance checks. For routine line maintenance checks, this may be controlled on a day-to-day basis by the subcontracted organisation subject to appropriate liaison and CAMO controls to ensure timely compliance. This may typically include but is not necessarily limited to:

- applicable work package, including job cards;
- scheduled component removal list;
- ADs to be incorporated;
- modifications to be incorporated.

The associated procedures should ensure that the CAMO is informed in a timely manner on the accomplishment of such tasks.

2.6. Quality monitoring

The CAMO's quality system should monitor the adequacy of the subcontracted continuing airworthiness management task performance for compliance with the contract and with [M.A. Subpart G](#). The terms of the contract should therefore include a provision allowing the CAMO to perform a quality surveillance (including audits) of the subcontracted organisation. The aim of the surveillance is primarily to investigate and judge the effectiveness of those subcontracted activities and thereby to ensure compliance with M.A Subpart G and the contract. Audit reports may be subject to review when requested by the competent authority.

2.7. Access to the competent authority

The contract should specify that the subcontracted organisation should always grant access to the competent authority.

2.8. Maintenance data

The maintenance data used for the purpose of the contract should be specified, together with those responsible for providing such documentation and the competent authority responsible for the acceptance/approval of such data, when applicable. The CAMO should ensure that such data, including revisions, is readily available to the CAMO personnel and to those in the subcontracted organisation who may be required to assess such data. The CAMO should establish a 'fast track' means to ensure that urgent data is transmitted to the subcontractor in a timely manner. Maintenance data is defined in [M.A.401\(b\)](#) or [ML.A.401\(b\)](#).

2.9. Airworthiness directives (ADs)

While the various aspects of AD assessment, planning and follow-up may be accomplished by the subcontracted organisation, AD embodiment is performed by a maintenance organisation. The CAMO is responsible for ensuring timely embodiment of the applicable ADs and is to be provided with notification of compliance. It, therefore, follows that the CAMO should have clear policies and procedures on AD embodiment supported by defined procedures which will ensure that the CAMO agrees to the proposed means of compliance.

The relevant procedures should specify:

- what information (e.g. AD publications, continuing airworthiness records, flight hours/cycles, etc.) the subcontracted organisation needs from the CAMO;
- what information (e.g. AD planning listing, detailed engineering order, etc.) the CAMO needs from the subcontracted organisation in order to ensure timely compliance with the ADs.

To fulfil the above responsibility, the CAMO should ensure that it receives current mandatory continued airworthiness information for the aircraft and equipment it is managing.

2.10. Service bulletin (SB) modifications

The subcontracted organisation may be required to review and make recommendations on the embodiment of an SB and other associated non-mandatory material based on a clear policy established by the CAMO. This should be specified in the contract.

2.11. Mandatory life limitation or scheduled maintenance controls and component control/removal forecast

Where the subcontracted organisation performs planning activities, it should be specified that the organisation should receive the current flight cycles, flight hours, landings and/or calendar controlled details, as applicable, at a frequency to be specified in the contract. The frequency should be such that it allows the organisation to properly perform the subcontracted planning functions. It, therefore, follows that there will need to be adequate liaison between the CAMO, the contracted maintenance organisation(s) and the subcontracted organisation. Additionally, the contract should specify how the CAMO will be in possession of all current flight cycles, flight hours, etc., so that it may assure the timely accomplishment of the required maintenance.

2.12. Engine health monitoring

If the CAMO subcontracts the on-wing engine health monitoring, the subcontracted organisation should receive all the relevant information to perform this task, including any parameter reading deemed necessary to be supplied by the CAMO for this control. The contract should also specify what kind of feedback information (such as engine limitation, appropriate technical advice, etc.) the organisation should provide to the CAMO.

2.13. Defect control

Where the CAMO has subcontracted the day-to-day control of technical log deferred defects, this should be specified in the contract and should be adequately described in the appropriate procedures. The operator's MEL/CDL provides the basis for establishing which defects may be deferred and the associated limits. The procedures should also define the responsibilities and actions to be taken for defects such as AOG situations, repetitive defects, and damage beyond the type certificate holder's limits.

For all other defects identified during maintenance, the information should be brought to the attention of the CAMO which, depending upon the procedural authority granted by the competent authority, may determine that some defects can be deferred. Therefore, adequate

liaison between the CAMO, its subcontracted organisation and contracted maintenance organisation should be ensured.

The subcontracted organisation should make a positive assessment of potential deferred defects and consider the potential hazards arising from the cumulative effect of any combination of defects. The subcontracted organisations should liaise with the CAMO to get its agreement following this assessment.

Deferment of MEL/CDL allowable defects can be accomplished by a contracted maintenance organisation in compliance with the relevant technical log procedures, subject to the acceptance by the aircraft commander.

2.14. Mandatory occurrence reporting

All incidents and occurrences that meet the reporting criteria defined in [Part-M](#) and [Part-145](#) should be reported as required by the respective requirements. The CAMO should ensure that adequate liaison exists with the subcontracted organisation and the maintenance organisation.

2.15. Continuing airworthiness records

They may be maintained and kept by the subcontracted organisation on behalf of the CAMO, which remains the owner of these documents. However, the CAMO should be provided with the current status of AD compliance and life-limited parts and time-controlled components in accordance with the agreed procedures. The CAMO should also be granted unrestricted and timely access to the original records as and when needed. Online access to the appropriate information systems is acceptable.

The record-keeping requirements of [Part-M](#) should be met. Access to the records by duly authorised members of the competent authority should be granted upon request.

2.16. Maintenance check flight (MCF) procedures

MCFs are performed under the control of the operator in coordination with the CAMO. MCF requirements from the subcontracted organisation or contracted maintenance organisation should be agreed by the operator/CAMO.

2.17. Communication between the CAMO and the subcontracted organisation

2.17.1. In order to fulfil its airworthiness responsibility, the CAMO needs to receive all the relevant reports and relevant maintenance data. The contract should specify what information should be provided and when.

2.17.2. Meetings provide one important cornerstone whereby the CAMO can fulfil part of its responsibility for ensuring the airworthiness of the operated aircraft. They should be used to establish good communication between the CAMO, the subcontracted organisation and the contracted maintenance organisation. The terms of the contract should include, whenever appropriate, the provision for a certain number of meetings to be held between the involved parties. Details of the types of liaison meetings and associated terms of reference of each meeting should be documented. The meetings may include but are not limited to all or a combination of:

(a) Contract review

Before the contract is enforced, it is very important that the technical personnel of both parties, that are involved in the fulfilment of the contract, meet in order to be sure that every point leads to a common understanding of the duties of both parties.

- (b) **Work scope planning meeting**
Work scope planning meetings may be organised so that the tasks to be performed are commonly agreed.
- (c) **Technical meeting**
Scheduled meetings should be organised in order to review on a regular basis and agree on actions on technical matters such as ADs, SBs, future modifications, major defects found during shop visit, reliability, etc.
- (d) **Quality meeting**
Quality meetings should be organised in order to examine matters raised by the CAMO's quality surveillance and the competent authority's monitoring activity and to agree on necessary corrective actions.
- (e) **Reliability meeting**
When a reliability programme exists, the contract should specify the involvement of the CAMO and of the subcontracted organisation in that programme, including their participation in reliability meetings. Provision to enable competent authority participation in the periodical reliability meetings should also be made.

Appendix III to GM1 M.B.303(b) — KEY RISK ELEMENTS

ED Decision 2023/013/R

	Title	Description
A. AIRCRAFT CONFIGURATION		
A.1	Type design and changes to type design	The type design is the part of the approved configuration of a product, as laid down in the TCDS, or the declared configuration of a product, as laid down in the airworthiness data sheet (for aircraft subject to a declaration of design compliance), common to all products of that type. With the exception of changes contained in the certification specifications referred to in point 21A.90B of Annex I (Part 21), or points 21L.A.62 or 21L.A.102 of Annex Ib (Part 21 Light) to Regulation (EU) No 748/2012, any changes to type design shall be approved or if relevant, declared and, for those embodied, shall be recorded with the reference to the approval or declaration.
A.2	Airworthiness limitations	An airworthiness limitation is a boundary beyond which an aircraft or a component thereof must not be operated, unless the instruction(s) associated to this airworthiness limitation is (are) complied with.
A.3	Airworthiness Directives	An Airworthiness Directive means a document issued or adopted by the Agency, which mandates actions to be performed on an aircraft to restore an acceptable level of safety, when evidence shows that the safety level of this aircraft may otherwise be compromised. (Part 21 point 21.A.3B or Part 21 Light point 21L.A.4)
B. AIRCRAFT OPERATION		
B.1	Aircraft documents	Aircraft certificates and documents necessary for operations.
B.2	Flight Manual	A manual, associated with the certificate of airworthiness, containing limitations within which operation of the aircraft is to be considered airworthy and, instructions and information necessary to the flight crew members for the safe operation of the aircraft.
B.3	Mass & balance	Mass and balance data is required to make sure that the aircraft is capable of operating within the approved envelope.
B.4	Markings & placards	Markings and placards are defined in the individual aircraft type design. Some information may also be found in the Type Certificate Data Sheet, the Supplemental Type Certificates, the Flight Manual, the Aircraft Maintenance Manual, the Illustrated Parts Catalogue, airworthiness data sheet (for aircraft subject to a declaration of design compliance), etc.
B.5	Operational requirements	Items required to be installed to perform a specific type of operation.
B.6	Defect management	Defect management requires a system whereby information on faults, malfunctions, defects and other occurrences that cause or might cause adverse effects on the continuing airworthiness of the aircraft is captured. This system should be properly documented. It may include, amongst others, the Minimum Equipment List system, the Configuration Deviation List system and deferred defects management.

	Title	Description
C. AIRCRAFT MAINTENANCE		
C.1	Aircraft Maintenance Programme	A document which describes or incorporates by reference the specific scheduled maintenance tasks and their frequency of completion, the associated maintenance procedures and related standard maintenance practices necessary for the safe operation of those aircraft to which it applies.
C.2	Component control	The component control should consider a twofold objective for component maintenance: <ul style="list-style-type: none"> — maintenance for which compliance is mandatory; — maintenance for which compliance is recommended.
C.3	Repairs	All repairs and unrepaired damage/degradations need to comply with the instructions of the appropriate maintenance manual (e.g. the SRM, the AMM, the CMM). With the exception of repairs contained in the certification specifications referred to in point 21A.431B of Annex I (Part 21) or points 21L.A.202 or 21L.A.222 of Annex Ib (Part 21 Light) to Regulation (EU) No 748/2012), all repairs not defined in the appropriate maintenance manual need to be appropriately approved and recorded with the reference to the approval. This includes any damage or repairs to the aircraft/engine(s)/propeller(s), and their components.
C.4	Records	Continuing Airworthiness records are defined in M.A.305 and M.A.306 and related AMC.

A.1	Type design and changes to type design	<p>The type design is the part of the approved configuration of a product, as laid down in the TCDS, or the declared configuration of a product, as laid down in the airworthiness data sheet (for aircraft subject to a declaration of design compliance), common to all products of that type. With the exception of changes contained in the certification specifications referred to in point 21A.90B of Part 21 or points 21L.A.62 or 21L.A.102 of Part 21 Light, any changes to type design shall:</p> <ul style="list-style-type: none"> – be approved and, for those embodied, shall be recorded with the reference to the approval; or – be subject to a declaration of design compliance and, for those embodied, shall be recorded with the reference to the declaration of design compliance.
Supporting information		Typical inspection items
<p>The type design consists of:</p> <ol style="list-style-type: none"> 1. the drawings and specifications, and a listing of those drawings and specifications, necessary to define the configuration and the design features of the product (i.e. the aircraft, its components, etc.) shown to comply with the applicable type-certification basis and environmental protection requirements; 2. information on materials and processes and on methods of manufacture and assembly of the product necessary to ensure the conformity of the product; 3. an approved Airworthiness Limitation Section (ALS) of the Instructions for Continued Airworthiness (ICA); and 4. any other data necessary to allow by comparison the determination of the airworthiness, the characteristics of noise, fuel venting, and exhaust emissions (where applicable) of later products of the same type. <p>The individual aircraft design is made of the type design supplemented with changes to the type design (e.g. modifications) embodied on the considered aircraft.</p> <p>Depending on the product State of Design, Bilateral Agreements and/or Agency decisions on acceptance of certification findings exist and should be taken into account.</p>		<ol style="list-style-type: none"> 1. Use the current type certificate data sheets or airworthiness data sheet (airframe, engine, propeller as applicable) and check that the aircraft conforms to its type design (correct engine installed, seat configuration, etc.). 2. Check that changes have been properly approved (approved data is used) or declared (declared data is used). 3. Check for unintentional deviations from the approved type design or from the design subject to a declaration of design compliance, sometimes referred to as concessions, divergences, or non-conformances, Technical Adaptations, Technical Variations, etc. 4. Check cabin configuration (LOPA). 5. Check for embodiment of STC's, and, if any Airworthiness Limitations Section (ALS)/ FM/MEL/WBM and revisions are needed, they have been approved and complied with. <ol style="list-style-type: none"> a. Aircraft S/N applicable b. Applicable engines c. Applicable APU d. Max. certified or declared weights e. Seating configuration f. Exits 6. Check that the individual aircraft design/configuration is properly established and used as a reference.
		– 21.A.31

	<ul style="list-style-type: none"> - 21.A.41 - 21.A.90A - 21.A.90B - 21L.A.26 - 21L.A.46 - 21L.A.61 - 21L.A.62 - 21L.A.101 - 21L.A.102 - M.A.304 - M.A.305 - M.A.401
--	--

A.2	Airworthiness limitations	An airworthiness limitation is a boundary beyond which an aircraft or a component thereof must not be operated, unless the instruction(s) associated with this airworthiness limitation is complied with.
Supporting information		Typical inspection items
<p>Airworthiness limitations are exclusively associated with instructions whose compliance is mandatory as part of the type design. They apply to some scheduled or unscheduled instructions that have been developed to prevent and/or to detect the most severe failure.</p> <p>They mainly apply to maintenance (mandatory modification, replacement, inspections, checks, etc.), but can also apply to instructions to control critical design configurations (for example Critical Design Configuration Control Limitations (CDCCL) for the fuel tank safety).</p>		<ol style="list-style-type: none"> 1. Check that the Aircraft Maintenance Programme (AMP) reflects airworthiness limitations and associated instructions (standard or alternative) issued by the relevant design approval holders or the declarant of a declaration of design compliance and is approved by the competent authority, if applicable. 2. Check that the aircraft and the components thereof comply with the approved AMP. 3. Check the current status of life-limited parts. The current status of life-limited parts is to be maintained throughout the operating life of the part. <p>Typical Airworthiness Limitation items:</p> <ul style="list-style-type: none"> - Safe Life ALI (SL ALI)/Life-limited parts, - Damage Tolerant ALI (DT ALI)/Structure, including ageing aircraft structure, - Certification Maintenance Requirements (CMR), - Ageing Systems Maintenance (ASM), including Airworthiness Limitations for Electrical Wiring Interconnection System (EWIS), - Fuel Tank Ignition Prevention (FTIP)/Flammability Reduction Means (FRM), - CDCCL, check wiring if any maintenance carried out in same area - wiring separation, - Ageing fleet inspections mandated through ALS or AD are included in the AMP.

Reference documents: EASA	<ul style="list-style-type: none"> – 21.A.31 – 21.A.7 – 21L.A.9 – 21L.A.26 – CS 22.1529 – CS 23.1529, Appendix G, para. G25.4 – CS 25.1529, Appendix H, para. H25.4 – CS 27.1529, Appendix A, para. A27.4 – CS 29.1529, Appendix A, para. A29.4 – CS 31HB.82 – CS-APU 30 – CS-E 25 – CS-P 40 – CS VLR.1529, Appendix A, para. A.VLR.4 – M.A.302 – M.A.305 – M.A.710(a)(7)
----------------------------------	--

A.3	Airworthiness Directives	An Airworthiness Directive means a document issued or adopted by the Agency, which mandates actions to be performed on an aircraft to restore an acceptable level of safety, when evidence shows that the safety level of this aircraft may otherwise be compromised (Part 21 point 21A.3B or Part 21 Light point 21L.A.4).
Supporting information		Typical inspection items
Any Airworthiness Directive issued by a State of Design for an aircraft imported from a third country, or for an engine, propeller, part or appliance imported from a third country and installed on an aircraft registered in a Member State, shall apply unless the Agency has issued a different Decision before the date of entry into force of that airworthiness directive.		<ol style="list-style-type: none"> 1. Check if all ADs applicable to the airframe, engine(s), propeller(s) and equipment have been incorporated in the AD-status, including their revisions. 2. Check records for correct AD applicability (including ADs incorrectly listed as non-applicable). 3. Check by sampling in the current AD status that applicable ADs have been or are planned to be (as appropriate) carried out within the requirements of these Airworthiness Directives, unless otherwise specified by the Agency (AMOC). 4. Check that applicable ADs related to maintenance are included into the Aircraft Maintenance Programme.

	<ol style="list-style-type: none"> 5. Check that task-cards correctly reflect AD requirements or refer to procedures and standard practises referenced in ADs. 6. Sample during a physical survey some ADs for which compliance can be physically checked.
Reference documents: EASA	<ul style="list-style-type: none"> – 21.A.3B – 21.B.326 – 21.B.327 – 21L.A.4 – 21L.B.23 – 21L.B.162 – M.A.303 – M.A.305(d) & (h) – M.A.401(a) & (b) – M.A.501(b) – M.A.503(a) – M.A.504(a)2 – M.A.504 & AMC M.A.504(c) § 1 (f) – M.A.613 & AMC M.A.613(a) § 2.4.3, 2.5.2, 2.6.1(h) & 2.8(b) – M.A.708(b)8 – M.A.709(a) – M.A.710(a)5 – M.A.801 & AMC M.A.801(h)

B.1	Aircraft documents	Aircraft certificates and documents necessary for operations.
Supporting information		Typical inspection items
<p>The aircraft certificates and documents necessary for operations may include, but are not necessarily limited to:</p> <ul style="list-style-type: none"> – Certificate of Registration; – Certificate of Airworthiness; – Noise certificate; – Aircraft certificate of release to service; 		<ol style="list-style-type: none"> 1. Check that all certificates and documents pertinent to the aircraft and necessary for operations (or copies, as appropriate) are on board. 2. Check C of A modification/Aircraft identification. 3. Check that noise certificate corresponds to aircraft configuration.

<ul style="list-style-type: none">– Technical log book, if required;– Airworthiness Review Certificate;– Etc.	<ol style="list-style-type: none">4. Check Permit to fly and Flight Condition when necessary.5. Check that there is an appropriate aircraft certificate of release to service.
Reference documents: EASA	<ul style="list-style-type: none">– Part-21 Subpart H– Part 21 Light Subpart H– 21.A.175– 21.A.177– 21.A.182– 21L.A.144– 21L.A.145– Part-21 Subpart I– Part 21 Light Subpart I– Part-21 Subpart P– Part 21 Light Subpart P– Part-21 Subpart Q– Part 21 Light Subpart Q– 21.A.801– 21.A.807– 21L.A.253– M.A.201(a)(3)– M.A.801

B.2	Flight Manual	A manual, associated with the certificate of airworthiness, containing operational limitations, instructions and information necessary for the flight crew members for the safe operation of the aircraft.
Supporting information		Typical inspection items
<p>The Flight Manual needs to reflect the current status/configuration of the aircraft. When it does not, it may provide flight crew members with wrong information.</p> <p>This may lead to errors and/or to override limitations that could contribute to severe failure.</p>		<ol style="list-style-type: none"> 1. Check the conformity of the Flight Manual (FM), latest issue, with aircraft configuration, including modification status, (AD, SB, STC etc.). 2. Check: <ul style="list-style-type: none"> – the FM approval, revision control, Supplement to FM; – the impact of modification status on noise and weight & balance; – additional required manuals (QRH/FCOM/OM-B etc.); – FM limitations.
Reference documents: EASA		<ul style="list-style-type: none"> – 21.A.174(b)2(iii), (b)3(ii) – 21.A.204(b)1(ii), (b)2(i) – 21L.A.143 – 21L.A.163 – M.A.305, AMC M.A.305(d) – M.A.710(a)2 – M.A.710(c)2 – AMC M.A.710(a)1 – AMC M.A.901(d) and (g) – M.A.902(b)3 – AMC M.A.904(a)2 points 2(c) and 2(k) – AMC M.A.904(b) point (c)

B.3	Mass & balance	Mass and balance data is required to make sure that the aircraft is capable of operating within the approved envelope.
Supporting information		Typical inspection items
The mass and balance report needs to reflect the actual configuration of the aircraft. When it does not, the aircraft might be operated outside the certified or declared operating envelope.		<ol style="list-style-type: none"> 1. Check that mass and balance report is valid, considering current configuration. 2. Make sure that modifications and repairs are taken into account in the report. 3. Check that equipment status is recorded on the mass and balance report. 4. Compare current mass and balance report with previous report for consistency.
Reference documents: EASA		<ul style="list-style-type: none"> – M.A.305(d)5 – M.A.708(b)(10) – M.A.710(a)(9), AMC M.A.710(a)1 – Part-CAT: CAT.POL.MAB.100 and related AMCs/GM – Part-NCC: NCC.POL.105 and related AMC/GM – Part-NCO: NCO.POL.105 and related AMC/GM – Part-SPO: SPO.POL.105 and related AMC/GM

B.4	Markings & placards	Markings and placards are defined in the individual aircraft type design. Some information may also be found in the TCDS, data sheet for airworthiness (Part 21 Light Subpart C), the Supplemental Type Certificates (STCs), the FM, the AMM, the IPC, etc.
Supporting information		Typical inspection items
<p>Markings and placards on instruments, equipment, controls, etc. shall include such limitations or information as necessary for the direct attention of the crew during flight.</p> <p>Markings and placards or instructions shall be provided to give any information that is essential to the ground handling in order to preclude the possibility of mistakes in ground servicing (e.g. towing, refuelling) that could pass unnoticed and that could jeopardise the safety of the aircraft in subsequent flights.</p> <p>Markings and placards or instructions shall be provided to give any information essential in the prevention of passenger injuries.</p> <p>National registration markings must be installed. They include registration, possible flag, fireproof registration plate.</p> <p>Product data plates must be installed.</p> <p>When markings and placards are missing, or unreadable, or not properly installed, mistakes or aircraft damages may occur and could subsequently contribute to a severe failure.</p>		<ol style="list-style-type: none"> 1. Check that the required markings and placards are installed on the aircraft, especially the emergency exit markings instructions and passenger information signs and placards. 2. Check that all installed placards are readable. 3. Check the Flight Manual versus the instruments. (General Aviation usually). 4. Check registration markings, including State of Registry fireproof nameplate. 5. Check product data plates. <p>Examples of markings & placards:</p> <ul style="list-style-type: none"> – door means of opening, – each compartment’s weight/load limitation/placards stating limitation on contents, – passenger information signs, including no smoking signs, – emergency exit marking, – pressurised cabin warning, – calibration placards, – cockpit placards and instrument markings, – O² system information data, – accesses to the fuel tanks with flammability reduction means (CDCCL), – fuelling markings (fuel vent, fuel dip stick markings), – EWIS identification, – towing limit markings, – break-in markings, – inflate tyres with nitrogen, – RVSM + static markings.
Reference documents: EASA		<ul style="list-style-type: none"> – 21.A.175 – 21.A.715 – 21.A.801 – 21.A.803 – 21.A.804

- 21.A.805
- 21.A.807
- 21L.A.253
- 21L.A.254
- 21L.A.255
- relevant CS for the aircraft type being inspected
- [M.A.501](#)
- [M.A.710\(c\)](#)
- AMC M.A.504(e)
- [AMC M.A.603\(c\)](#)
- [AMC M.A.904\(a\)\(2\)](#) points 2(f) & 2(k)

B.5	Operational requirements	Requirements for the type of operation are complied with (e.g. equipment, documents, approvals).
Supporting information		Typical inspection items
<p>This includes all equipment required by the applicable operational code including national requirements.</p> <p>In case of malfunction, it can create a hazardous situation. Especially emergency equipment needs attention during this inspection.</p>		<ol style="list-style-type: none"> 1. Check permits & approvals required for type of operation. 2. Check for the presence and serviceability of equipment required by operational approvals. 3. Check safety equipment, check that emergency equipment is readily accessible.
Reference documents: EASA		<ul style="list-style-type: none"> – M.A.201(a)(2) – Part-21 Subpart I – Part 21 Light Subpart I – Part-CAT, Part-NCC, Part-NCO, Part-SPO Subpart D ‘Instruments, Data and Equipment’.

B.6	Defect management	Defect management requires a system whereby information on faults, malfunctions, defects and other occurrences that cause or might cause adverse effects on the continuing airworthiness of the aircraft is captured. This system should be properly documented. It includes, amongst others, the MEL system, the CDL system and deferred defects management.
Supporting information		Typical inspection items
This KRE addresses the effectiveness of defect management, it should also consider defects found during the physical inspection.		<ol style="list-style-type: none"> 1. Check that the deferred defects have been identified, recorded, and rectified/deferred in accordance with approved procedures and within approved time limits. 2. Check that operations outside published approved or declared (in accordance with Part 21 Light Subpart C) data have only been performed under a Permit to Fly or under flexibility provisions (Article 71 of Regulation (EU) 2018/1139). Sample on: <ol style="list-style-type: none"> a. TLB and hold item list, b. maintenance task cards, c. engine shop report, d. (major) component shop report, e. maintenance/repair/modification working party files after embodiment of modifications or repairs, f. occurrence reporting data, g. communications between the user of maintenance data and the maintenance data author in case of inaccurate, incomplete, ambiguous procedures and practices. 3. Check that the consequences of the deferral have been managed with Operation/Crew. 4. Check that defects are being deferred in accordance with approved or declared (in accordance with Part 21 Light Subpart C) data (current revision of the MEL, CDL, aircraft maintenance programme). 5. Compare physical location of parts/serial numbers with recorded locations to identify undocumented parts swaps for troubleshooting.
Reference documents: EASA /EU		<ul style="list-style-type: none"> – M.A.301(b) – AMC M.A.301(b) – M.A.403 – AMC M.A.710(a) – 145.A.60 – AMC 20-8 – Regulation (EU) No 376/2014

C.1	Aircraft Maintenance Programme	A document which describes the specific scheduled maintenance tasks and their frequency of completion, related standard maintenance practices and the associated procedures necessary for the safe operation of those aircraft to which it applies.
Supporting information		Typical inspection items
<p>The Aircraft Maintenance Programme (AMP) is intended to include scheduled maintenance tasks, the associated procedures and standard maintenance practices. It also includes the reliability programme, when required.</p> <p>Tasks included in the maintenance programme can originate from:</p> <ul style="list-style-type: none"> – tasks for which compliance is mandatory: instructions specified in repetitive Airworthiness Directives (AD), or in the Airworthiness Limitations Section (ALS), which may include Certification Maintenance Requirements (CMRs). The ALS is included in the Instructions for Continuing Airworthiness (ICA) of a design approval holder or a declarant of a declaration of design compliance; – tasks for which compliance is recommended: additional instructions specified in the Maintenance Review Board Report (MRBR), the Maintenance Planning Document (MPD), Service Bulletins (SB), or any other non-mandatory continuing airworthiness information issued by the design approval holder or the declarant of a declaration of design compliance; – additional or alternative instructions proposed by the owner or the continuing airworthiness management organisation once approved in accordance with point M.A.302(e). <p>The AMP shall contain details, including frequency, of all maintenance to be carried out, including any specific tasks linked to the type and the specificity of operations.</p>		<p>Review of AMP contents:</p> <ol style="list-style-type: none"> 1. Check that the AMP properly reflects mandatory continuing airworthiness instructions (ALIs, CMRs (the latest source documents' revision. Sample check that tasks are implemented within approved compliance times and that no tasks have been omitted. 2. Check how recommended scheduled maintenance tasks (such as TBO intervals, recommended through Service Bulletins, Service Letters, etc., the latest source documents' revision) are considered when updating the AMP. 3. Check that the AMP properly reflects the maintenance tasks specified in repetitive ADs. 4. Check that the AMP properly reflects additional instructions for continuing airworthiness resulting from specific installed equipment or modifications embodied. 5. Check that the AMP properly reflects additional instructions for continuing airworthiness resulting from repairs embodied. 6. If applicable, check that the AMP properly reflects additional maintenance tasks required by specific approvals (e.g. RVSM, ETOPS, MNPS, B-RNAV). 7. Check for any additional scheduled maintenance measures required due to the use of the aircraft and the operational environment. 8. If applicable, check for proper identification of pilot-owner maintenance tasks and identification of the pilot-owner(s) or the alternative procedure described in AMC M.A.803 point 3. 9. Check approval status of additional or alternative instructions (M.A.302(e)). 10. Check if a reliability programme is present and active when required. 11. Check if the AMP is approved by the competent authority directly, or by the CAMO via indirect approval procedure, or if it is a self-declared maintenance programme.

	<p>Review of aircraft compliance with an AMP:</p> <ol style="list-style-type: none">12. Check if the AMP used is valid for the aircraft, and is reviewed annually.13. Check if tasks are performed within the value(s) quoted in AMP and the source documents14. Sample check that no task has been omitted without justifications accepted by the Competent Authority (at the time of decision).15. Check the reporting of performed scheduled maintenance into the records system.16. Analyse the effectiveness of the AMP and reliability by reviewing the unscheduled tasks.
Reference documents: EASA	<ul style="list-style-type: none">– M.A.302 and its AMC– M.A.708(b)(1), (b)(2) and (b)(4)– M.A.803 and its AMC

C.2	Component control	<p>The component control should consider a twofold objective for component maintenance:</p> <ul style="list-style-type: none"> – maintenance for which compliance is mandatory; – maintenance for which compliance is recommended.
Supporting information		Typical inspection items
<p>Depending on each maintenance task, accomplishment is <u>scheduled</u> or <u>unscheduled</u>. Refer to KRE C.1 'Aircraft Maintenance Programme'.</p> <p>Components with a mandatory life limitation must be <u>permanently</u> removed from service when, or before, their operating limitation is exceeded. The life limitation is controlled at the component level (in opposition to aircraft level).</p> <p>Components which are 'time-controlled components' include the following:</p> <ul style="list-style-type: none"> – components for which removal and restoration are scheduled, regardless of their level of failure resistance. Reference is made to hard time components: They are subject to periodic maintenance dealing with a deterioration that is assumed to be <u>predictable</u> (the overall reliability invariably decreases with age): Failure is less likely to occur before restoration is necessary; – components for which failure resistance can reduce and drop below a defined level: Inspections are scheduled to detect potential failures. Reference is made to 'On-condition' components: They are called such because components, which are inspected, are left in service (no further maintenance action taken) on the condition that they continue to meet specified performance standards. <p>Notes:</p> <ol style="list-style-type: none"> 1. Restoration tasks for hard time components are not the same as 'On-condition' tasks, since they do not monitor gradual deterioration, but are primarily done to ensure the item may continue to remain in service until the next planned restoration. 		<ol style="list-style-type: none"> 1. Check that the mandatory maintenance tasks are identified as such and managed separately from recommendations. 2. Sample check installed components (PN and SN) against aircraft records: <ol style="list-style-type: none"> a. Correct Part Number and Serial Number installed. b. Correct authorised release document available. 3. Check the current status of time-controlled components, with due consideration to deferred items. They must identify: <ol style="list-style-type: none"> a. The affected components (Part Number and Serial Number). b. For components subject to a repetitive task: the task description and reference, the applicable threshold/interval, the last accomplishment data (date, the component's total accumulated life in Hours, Cycles, Landings, Calendar time, as necessary) and the next planned accomplishment data. c. For components subject to an unscheduled task: the task description and reference, the accomplishment data (date, the component's total accumulated life in Hours, Cycles, Landings, Calendar time, as necessary). Pay attention to ETOPS and CDCCL components. 4. Check current status of life-limited parts. This status can be requested upon each transfer throughout the operating life of the part: <ol style="list-style-type: none"> a. The life limitation, the component's total accumulated life, and the life remaining before the component's life limitation is reached (indicating Hours, Cycles, Landings, Calendar time, as necessary). b. If relevant for the determination of the remaining life, a full installation history indicating the number of hours, cycles or calendar time relevant to each installation on these different types of aircraft/engine.

2. Components subject to 'condition-monitoring' are permitted to remain in service without preventive maintenance until functional failure occurs. Reference is made to 'fly-to-failure'. Such components are subject to unscheduled tasks.	5. Check if the aircraft maintenance programme and reliability programme results impact the component control. 6. Check that life-limited and time controlled components are correctly marked during a physical survey.
Reference documents: EASA	– 21.A.805 – 21L.A.252 – M.A.302 – M.A.305 – M.A.501 – M.A.503 – M.A.710

C.3	Repairs	<p>All repairs and unrepaired damage/degradations need to comply with the instructions of the appropriate maintenance manual (e.g. the SRM, the AMM, the CMM). With the exception of repairs contained in the certification specifications referred to in point 21A.431B of Part 21 or points 21L.A.202 or 21L.A.222 of Part 21 Light, all repairs not defined in the appropriate maintenance manual need to be appropriately approved and recorded with the reference to the approval.</p> <p>This includes any damage or repairs to the aircraft/engine(s)/propeller(s), and their components.</p>
Supporting information		Typical inspection items
<p>The data substantiating repairs should include but not be limited to the damage assessment, the rationale for the classification of the repair, the evidence that the repair has been designed in accordance with approved or declared (in accordance with Part 21 Light Subpart C) data, i.e. by reference to the appropriate manual, procedure or to a Part 21 or Part 21 Light repair design approval (or if relevant, the declaration), the drawings/material and accomplishment instructions, as well as the maintenance and operational instructions.</p> <p>'Repair status' means a list of:</p> <ul style="list-style-type: none"> – the repairs embodied since the original delivery of (and still existent upon) the aircraft/engine/propeller/component; and – the un-repaired damage/degradations. <p>It also includes, either directly or by reference to supporting documentation (i.e. repair files), the substantiating data supporting compliance with the applicable airworthiness requirements.</p> <p>The repair status should identify the repair file reference, the repair classification, the repaired item (i.e. aircraft/engine/propeller/component, and a precise location if necessary), and the date and total life in FH/FC accumulated by the item at the time of repair or finding of the un-repaired damage/degradations. Cross-reference to the aircraft maintenance programme should also be included, as necessary.</p> <p>Depending on the product State of Design, Bilateral Agreements and/or Agency Decisions on acceptance of certification findings exist and should be taken into account for the determination of acceptable data for repairs.</p>		<ol style="list-style-type: none"> 1. Sample the repair status to confirm it appropriately traces repairs and un-repaired damage/deteriorations. 2. Sample repair files (at least one file for each type of repaired items) to check that repaired and unrepaired damage/deterioration have been assessed against the latest published approved repair data. 3. Check that repair instructions detailed in the repair file comply with published approved repair data. 4. Check that major repairs resulting in new or amended airworthiness limitations and associated mandatory instructions (including ageing aircraft programme) have been included in the aircraft maintenance programme. 5. Check that new or amended maintenance instructions resulting from repairs have been considered for inclusion in the aircraft maintenance programme. 6. Compare the repair status and the physical status of the repaired aircraft/engine(s)/propeller(s), and their repaired components (physical survey) in order to confirm the accuracy of the repair status. Sample embodied repairs to check their conformity against the repair files (physical survey).

Reference documents: EASA

- 21.A.431A
- 21.A.431B
- 21L.A.201
- 21L.A.202
- 21L.A.221
- 21L.A.222
- [M.A.304](#)
- [AMC M.A.304](#)
- [M.A.305](#)
- AMC M.A.305
- [M.A.401](#)
- [AMC M.A.401](#)

C.4	Records	Continuing Airworthiness records are defined in M.A.305 and M.A.306 and related AMC.
Supporting information		Typical inspection items
<p>Retention/Transfer of the records is required so that the status of the aircraft and its components can be readily established at any time.</p> <p>Task accomplishment is scheduled (one time or periodically), or unscheduled (e.g. following an event). Aircraft continuing airworthiness records (refer to logbooks, technical logbooks, component log cards or task cards) shall provide the status with regard to:</p> <ul style="list-style-type: none"> – scheduled tasks: <ul style="list-style-type: none"> – one-time: life-limited parts status, modification status, repair status. – repetitive: maintenance programme status. – unscheduled tasks. 		<ol style="list-style-type: none"> 1. Check the aircraft continuing airworthiness record system: M.A.305 and M.A.306, as applicable, require that certain records are kept for defined periods. Pay attention to the continuity, integrity and traceability of records: <ol style="list-style-type: none"> a. integrity: Check that the data recorded is legible, b. continuity: Check that records are available for the applicable retention period, c. traceability: Check the link between operator/CAMO and maintenance documentation, traceability to approved or declared (in accordance with Part 21 Light Subpart C) data, traceability to appropriate release documents, etc. 2. If applicable, make sure that the tech log system is used correctly, including: <ol style="list-style-type: none"> a. current aircraft release to service (including the maintenance statement) issued and b. pre-flight inspections signed-off by authorised persons; 3. Check that any maintenance required following abnormal operation/event (such as overspeed, overweight operation, hard landing, excessive turbulence, and operation outside of Flight Manual limitations) has been performed, as applicable.
Reference documents: EASA		<ul style="list-style-type: none"> – M.A.305 – M.A.306 – M.A.307 – M.A.801 – AMC M.A.305 – AMC M.A.306 – AMC M.A.307

Abbreviations used:

A/C	Aircraft
ACAM	Aircraft Continuous Airworthiness Monitoring
AD	Airworthiness Directive
ALI	Airworthiness Limitation Items
ALS	Airworthiness Limitations Section
AMM	Aircraft Maintenance Manual
AMP	Aircraft Maintenance Programme
APU	Auxiliary Power Unit
ASM	Ageing Systems Maintenance
B-RNAV	Basic Area Navigation
CAMO	Continuing Airworthiness Management Organisation
CDL	Configuration Deviation List
CDCCL	Critical Design Configuration Control Limitations
CMM	Component Maintenance Manual
CMR	Certification Maintenance Requirement
DT	Damage Tolerant
ED	Executive Director of EASA
ETOPS	Extended Range Operations with Two-engined aeroplanes
ETSO	European Technical Standard Order
EWIS	Electrical Wiring Interconnection System
EZAP	Enhanced Zonal Analysis Procedure

FCOM	Flight Crew Operations Manual
FDR	Flight Data Recorder
FM	Flight Manual
FRM	Flammability Reduction Means
FTIP	Fuel Tank Ignition Prevention
GA	General Aviation
ICA	Instructions for Continuing Airworthiness
IPCI	Illustrated Parts Catalogue
KRE	Key Risk Element
LHIRF	Lightning High Intensity Radiated Field
LOPA	Layout of Passenger Accommodation
MCAI	Mandatory Continuing Airworthiness Information
MEL	Minimum Equipment List
MNPS	Minimum Navigation Performance Specification
MRB	Maintenance Review Board
MRBR	Maintenance Review Board Report
MPD	Maintenance Planning Document
NAA	National Aviation Authority
OEM	Original Equipment Manufacturer
OM	Operations Manual
OM-B	Operations Manual Part-B
PN	Part Number

QRH	Quick Reference Handbook
PWR	Power
RVSM	Reduced Vertical Separation Minima
SN	Serial Number
SB	Service Bulletin
SM	Service Manual
SRM	Structural Repair Manual
STC	Supplemental Type Certificate
TBO	Time Between Overhauls
TC	Type Certificate
TCDS	Type Certificate Data Sheet
TLB	Technical Logbook
TSO	Technical Standard Order

Appendix IV to AMC M.A.604 — Maintenance organisation manual

ED Decision 2020/002/R

1. Purpose

The maintenance organisation manual is the reference for all the work carried out by the approved maintenance organisation. It should contain all the means established by the organisation to ensure compliance with [Part-M](#) or Part-ML according to the extent of approval and the privileges granted to the organisation.

The maintenance organisation manual should define precisely the work that the approved maintenance organisation is authorised to carry out and the subcontracted work. It should detail the resources used by the organisation, its structure and its procedures.

2. Content

A typical Maintenance Organisation Manual for a small organisation (less than 10 maintenance staff) should be designed to be used directly on a day to day basis. The working documents and lists should be directly included into the manual. It should contain the following:

Part A — General

- **Table of contents**
- **List of effective pages**
- **Record of amendments**
- **Amendment procedure**
 - Drafting
 - Amendments requiring direct approval by the competent authority
 - Approval
- **Distribution**
 - Name or title of each person holding a copy of the manual
- **Accountable manager statement**
 - Approval of the manual
 - Statement that the maintenance organisation manual and any incorporated document identified therein reflect the organisation's means of compliance with [Part-M](#) and Part-ML
 - Commitment to work according to the manual
 - Commitment to amend the manual when necessary

Part B — Description

- **Organisation's scope of work**
 - Description of the work carried out by the organisation (type of product, type of work) and subcontracted work
 - Identification of the level of work which can be performed at each facility.
- **General presentation of the organisation**

- Legal name and social status
- **Name and title of management personnel**
 - Accountable manager
 - Senior managers
 - Duties and responsibilities
- **Organisation chart**
- **Certifying staff and airworthiness review staff**
 - Minimum qualification and experience
 - List of authorised certifying staff and airworthiness review staff, their scope of qualification and the personal authorisation reference
- **Personnel**
 - Technical personnel (number, qualifications and experience)
 - Administrative personnel (number)
- **General description of the facility**
 - Geographical location (map)
 - Plan of hangars
 - Specialised workshops
 - Office accommodation
 - Stores
 - Availability of all leased facilities.
- **Tools, equipment and material**
 - List of tools, equipment and material used (including access to tools used on occasional basis)
 - Test apparatus
 - Calibration frequencies
- **Maintenance data**
 - List of maintenance data used in accordance with [M.A.402](#) or [ML.A.402](#), and appropriate amendment subscription information (including access to data used on occasional basis).

Part C — General Procedures

- **Organisational review**
 - Purpose (to insure that the approved maintenance organisation continues to meet the requirements of [Part-M](#) and Part-ML)
 - Responsibility
 - Organisation, frequency, scope and content (including processing of authority's findings)

- Planning and performance of the review
- Organisational review checklist and forms
- Processing and correction of review findings
- Reporting
- Review of subcontracted work
- **Training**
 - Description of the methods used to ensure compliance with the personnel qualification and training requirements (certifying staff training, specialised training)
 - Description of the personnel records to be retained
- **Subcontracting of specialised services**
 - Selection criteria and control
 - Nature of subcontracted work
 - List of subcontractors
 - Nature of arrangements
 - Assignment of responsibilities for the certification of the work performed
- **One time authorisations**
 - Maintenance checks
 - Certifying staff

Part D — Working Procedures

- **Work order acceptance**
- **Preparation and issue of the work package**
 - Control of the work order
 - Preparation of the planned work
 - Work package content (copy of forms, work cards, procedure for their use, distribution)
 - Responsibilities and signatures needed for the authorisation of the work
- **Logistics**
 - Persons/functions involved
 - Criteria for choosing suppliers
 - Procedures used for incoming inspection and storage of parts, tools and materials
 - Copy of forms and procedure for their use and distribution
- **Execution**
 - Persons/functions involved and respective role
 - Documentation (work package and work cards)

-
- Copy of forms and procedure for their use and distribution
 - Use of work cards or manufacturer’s documentation
 - Procedures for accepting components from stores including eligibility check
 - Procedures for returning unserviceable components to stores
 - **Release to Service – Certifying staff**
 - Authorised certifying staff functions and responsibilities
 - **Release to Service – Supervision**

Detailed description of the system used to ensure that all maintenance tasks, applicable to the work requested of the approved maintenance organisation, have been completed as required.

 - Supervision content
 - Copy of forms and procedure for their use and distribution
 - Control of the work package
 - **Release to Service – Certificate of release to service**
 - Procedure for signing the CRS (including preliminary actions)
 - Certificate of release to service wording and standardised form
 - Completion of the aircraft continuing airworthiness record system
 - Completion of [EASA Form 1](#)
 - Incomplete maintenance
 - Maintenance check flight authorisation
 - Copy of CRS and EASA Form 1
 - **Records**
 - **Airworthiness review procedures and records for ELA1 aircraft not involved in commercial operations**
 - **Special procedures**

Such as specialised tasks, disposal of unsalvageable components, re-certification of parts not having an EASA Form 1, etc.
 - **Occurrence reporting**
 - Occurrences to be reported
 - Timeframe of reports
 - Information to be reported
 - Recipients
 - **Management of indirect approval of the manual**
 - Amendments content eligible for indirect approval
 - Responsibility

- Traceability
- Information to the competent authority
- Final validation

Part E – Appendices

- **Sample of all documents used.**
- **List of maintenance locations.**
- **List of Part-145 or [M.A. Subpart F](#) organisations.**
- **List of subcontracted specialised services.**

3. Approval

The competent authority should approve the manual in writing. This will normally be done by approving a list of effective pages.

Minor amendments, or amendments to a large capability list, can be approved indirectly, through a procedure approved by the member state.

4. Continuous compliance with Part-M and Part-ML

When a maintenance organisation manual no longer meets the requirements of this [Part-M](#) or Part-ML, whether through a change in Part-M or Part-ML, a change in the organisation or its activities, or through an inadequacy shown to exist by verification inspections conducted under the organisational review, or any other reason that affects the manuals conformity to requirements, the approved maintenance organisation is responsible to prepare and have approved an amendment to its manual.

5. Distribution

The manual describes how the organisation works therefore the manual or relevant parts thereof need to be distributed to all concerned staff in the organisation and contracted organisations.

Appendix V to AMC1 M.A.704 — Continuing airworthiness management exposition

ED Decision 2020/002/R

The following text provides relevant information for developing a CAME for the particular case of a CAMO working on aircraft subject to Part-M and contracting maintenance to Part M Subpart F and Part 145 organisations.

CONTINUING AIRWORTHINESS MANAGEMENT EXPOSITION (CAME)

TABLE OF CONTENT

Part 0	General organisation
0.1	Corporate commitment by the accountable manager
0.2	General information
0.3	Management personnel
0.4	Management organisation chart
0.5	Procedure to notify the competent authority of changes to the organisation's activities/approval/location/personnel
0.6	Exposition amendment procedures
Part 1	Continuing airworthiness management procedures
1.1	Aircraft technical log utilisation and MEL application Aircraft continuing airworthiness record system utilisation
1.2	Aircraft maintenance programmes — development amendment and approval
1.3	Time and continuing airworthiness records, responsibilities, retention and access
1.4	Accomplishment and control of airworthiness directives
1.5	Analysis of the effectiveness of the maintenance programme(s)
1.6	Non-mandatory modification embodiment policy
1.7	Major repair and modification standards
1.8	Defect reports
1.9	Engineering activity
1.10	Reliability programmes
1.11	Pre-flight inspections
1.12	Aircraft weighing
1.13	Maintenance check flight procedures
Part 2	Quality system
2.1	Continuing airworthiness quality policy, plan and audit procedure
2.2	Monitoring of continuing airworthiness management activities
2.3	Monitoring of the effectiveness of the maintenance programme(s)
2.4	Monitoring that all maintenance is carried out by an appropriate maintenance organisation
2.5	Monitoring that all contracted maintenance is carried out in accordance with the contract, including subcontractors used by the maintenance contractor
2.6	Quality audit personnel
Part 3	Contracted maintenance
3.1	Maintenance contractor selection procedure
3.2	Quality audit of aircraft

Part 4	Airworthiness review procedures
4.1	Airworthiness review staff
4.2	Review of aircraft records
4.3	Physical survey
4.4	Additional procedures for recommendations to competent authorities for the import of aircraft
4.5	Recommendations to competent authorities for the issue of ARC
4.6	Issue of ARC
4.7	Airworthiness review records, responsibilities, retention and access
Part 4B	Permit to fly procedures
4B.1	Conformity with approved flight conditions
4B.2	Issue of the permit to fly under the CAMO privilege
4B.3	Permit to fly authorised signatories
4B.4	Interface with the local authority for the flight
4B.5	Permit to fly records, responsibilities, retention and access
Part 5	Appendices
5.1	Sample documents
5.2	List of airworthiness review staff
5.3	List of subcontractors as per M.A.711(a)(3)
5.4	List of contracted approved maintenance organisations
5.5	Copy of contracts for subcontracted work (Appendix II to AMC M.A.711(a)(3))

LIST OF EFFECTIVE PAGES

Page	Revision	Page	Revision	Page	Revision
1	Original	3	Original	5	Original
2	Original	4	Original

DISTRIBUTION LIST

(The document should include a distribution list to ensure proper distribution of the manual and to demonstrate to the competent authority that all personnel involved in continuing airworthiness activities have access to the relevant information. This does not mean that all personnel have to receive a manual, but that a reasonable amount of manuals is distributed within the organisation(s) so that personnel concerned have quick and easy access to the manual.

Accordingly, the continuing airworthiness management exposition should be distributed to:

- the operator’s or the organisation’s management personnel and to any person at a lower level as necessary; and*
- the Part-145 or M.A. Subpart F contracted maintenance organisation(s); and*
- the competent authority.)*

PART 0 — GENERAL ORGANISATION**0.1 Corporate commitment by the accountable manager**

(The accountable manager's exposition statement should embrace the intent of the following paragraph, and in fact this statement may be used without amendment. Any amendment to the statement should not alter its intent.)

'This exposition defines the organisation and procedures upon which the M.A. Subpart G approval of Joe Bloggs under Part-M is based.

These procedures are approved by the undersigned and must be complied with, as applicable, in order to ensure that all continuing airworthiness activities, including maintenance of aircraft managed by Joe Bloggs, are carried out on time to an approved standard.

It is accepted that these procedures do not override the necessity of complying with any new or amended regulation published by the Agency or the competent authority from time to time where these new or amended regulations are in conflict with these procedures.

The competent authority will approve this organisation whilst it is satisfied that the procedures are followed. It is understood that the competent authority reserves the right to suspend, limit or revoke the M.A. Subpart G continuing airworthiness management approval of the organisation, as applicable, if the competent authority has evidence that the procedures are not followed and the standards not upheld.

In the case of air carriers licensed in accordance with Regulation (EC) No 1008/2008, suspension or revocation of the approval of the M.A. Subpart G continuing airworthiness management organisation would invalidate the AOC.'

0.2 General Information**a) Brief description of the organisation**

(This paragraph should describe broadly how the whole organisation (i.e. including the whole operator in the case of air carriers licensed in accordance with Regulation (EC) No 1008/2008 or the whole organisation when other approvals are held) is organised under the management of the accountable manager, and should refer to the organisation charts of paragraph 0.4.)

b) Relationship with other organisations

(This paragraph may not be applicable to every organisation.)

(1) Subsidiaries/mother company

(For clarity purposes, where the organisation belongs to a group, this paragraph should explain the specific relationship the organisation may have with other members of that group, e.g. links between Joe Bloggs Airlines, Joe Bloggs Finance, Joe Bloggs Leasing, Joe Bloggs Maintenance, etc.)

(2) Consortia

(Where the organisation belongs to a consortium, it should be indicated here. The other members of the consortium should be specified, as well as the scope of organisation of the consortium (e.g. operations, maintenance, design (modifications and repairs), production etc.). The reason for specifying this is that consortium maintenance may be controlled through specific contracts and through consortium's policy and/or procedures manuals that might unintentionally override the maintenance contracts. In addition, in respect of international consortia, the

respective competent authorities should be consulted and their agreement to the arrangement should be clearly stated. This paragraph should then make reference to any consortium's continuing airworthiness related manual or procedure and to any competent authority agreement that would apply.)

c) Scope of work — Aircraft managed

(This paragraph should specify the scope of the work for which the CAMO is approved. This paragraph may include aircraft type/series, aircraft registrations, owner/operator, contract references, etc. The following is given as an example.)

Aircraft type/series	Date included in the scope of work	Aircraft maintenance programme or 'generic/baseline' maintenance programme	Aircraft registration(s)	Owner/operator	CAMO contract reference

For air carriers licensed in accordance with Regulation (EC) No 1008/2008, this paragraph can make reference to the operations specifications or operations manual where the aircraft registrations are listed.

(Depending on the number of aircraft, this paragraph may be updated as follows:

- 1) *the paragraph is revised each time an aircraft is removed from or added in the list;*
- 2) *the paragraph is revised each time a type of aircraft or a significant number of aircraft is removed from or added to the list; in that case, the paragraph should explain where the current list of aircraft managed is available for consultation.)*

d) Type of operation

(This paragraph should give broad information on the type of operations such as: commercial air transport operations, (commercial) specialised operations, training organisation, NCC, NCO, long haul/short haul/regional, scheduled/charter, regions/countries/continents flown, etc.)

0.3 Management personnel

a) Accountable manager

(This paragraph should address the duties and responsibilities of the accountable manager as regards M.A. Subpart G approvals and should demonstrate that he/she has corporate authority for ensuring that all continuing airworthiness activities can be financed and carried out to the required standard.)

b) Nominated postholder for continuing airworthiness referred to in [M.A.706\(d\)](#)

(This paragraph should:

- *emphasise that the nominated postholder for continuing airworthiness is responsible to ensure that all maintenance is carried out on time and to an approved standard; and*
- *describe the extent of his/her authority as regards his/her Part-M responsibility for continuing airworthiness.)*

c) Continuing airworthiness coordination

(This paragraph should list in sufficient detail the job functions that constitute the ‘group of persons’ as required by [M.A.706\(c\)](#) so as to show that all the continuing airworthiness responsibilities as described in Part-M are covered by the persons that constitute that group. In the case of small operators where the ‘nominated postholder’ for continuing airworthiness constitutes himself/herself the ‘group of persons’, this paragraph may be merged with the previous one.)

d) Duties and responsibilities

(This paragraph should further elaborate the duties and responsibilities of all the nominated persons and of any other management personnel.)

e) Manpower resources and training policy

(1) Manpower resources

(This paragraph should give broad figures to show that the number of people assigned to the performance of the approved continuing airworthiness activity is adequate. It is not necessary to give the detailed number of employees of the whole company, but only the number of those involved in continuing airworthiness. This could be presented as follows:)

As of 28 November 2003, the number of employees assigned to the performance of the continuing airworthiness management system is the following:

	Full-time	Part-time in equivalent full-time
Quality monitoring	AA	aa = AA'
Continuing airworthiness management	BB	bb = BB'
<i>(Detailed information about the</i>	BB1	bb1 = BB1'
<i>management of group of persons)</i>	BB2	bb2 = BB2'
Other...	CC	cc = CC'
Total	TT	tt = TT'
Total man-hours	TT + TT'	

(Note: According to the size and complexity of the organisation, this table may be further developed or simplified.)

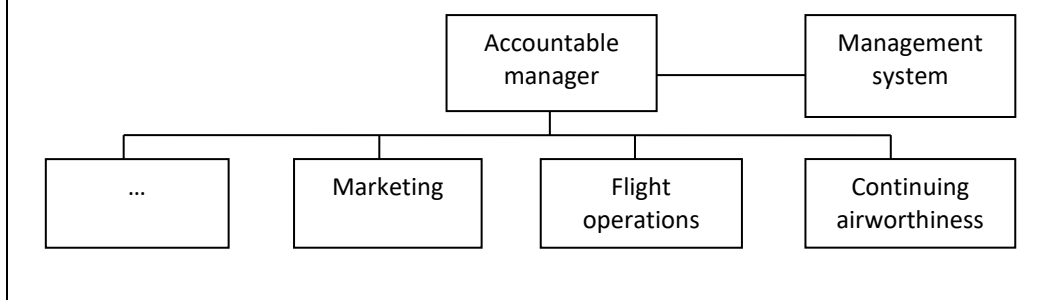
(2) Training policy

(This paragraph should show that the training and qualification standards for the personnel mentioned above are consistent with the size and complexity of the organisation. It should also explain how the need for recurrent training is assessed and how training recording and follow-up is performed.)

0.4 Management organisation charts

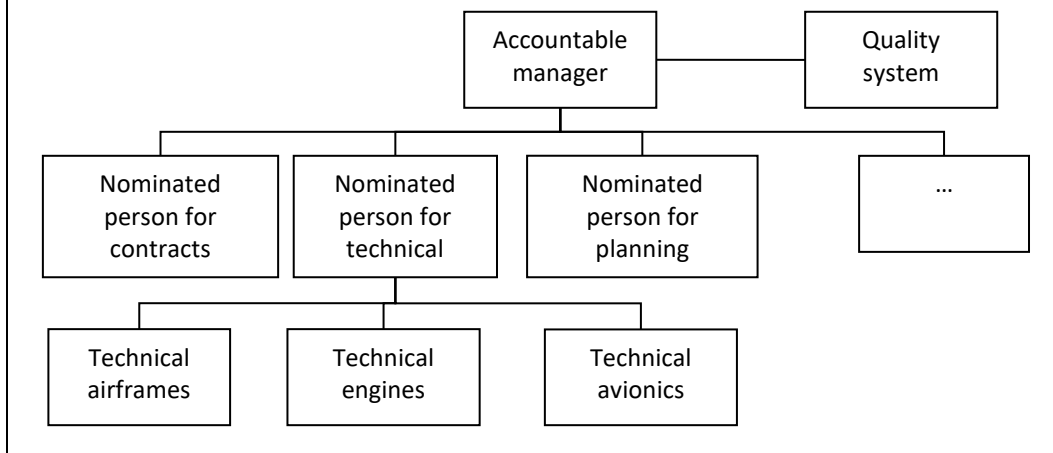
a) General organisation chart

This flow chart should provide a comprehensive understanding of the whole company's organisation. For example, the case of an air carrier licensed in accordance with Regulation (EC) No 1008/2008:



b) Continuing airworthiness management organisation chart

This flow chart should give further details on the continuing airworthiness management system, and should clearly show the independence of the quality monitoring system, including the links between the quality department and the other departments (see example below). This flow chart may be combined with the one above or subdivided as necessary, depending on the size and complexity of the organisation.



0.5 Procedure to notify the competent authority of changes to the organisation's activities/approval/location/personnel

(This paragraph should explain the cases where the company should inform the competent authority prior to incorporating proposed changes, for instance:

The accountable manager (or any nominated person such as the nominated postholder or the quality manager) will notify the competent authority of any change concerning:

- (1) *the company's name and location(s);*
- (2) *the group of persons as specified in paragraph 0.3.c); and*

- (3) operations, procedures and technical arrangements, as far as they may affect the approval.

Joe Bloggs will not incorporate such changes until they have been assessed and approved by the competent authority.)

0.6 Exposition amendment procedure

(This paragraph should explain who is responsible for the amendment of the exposition and its submission to the competent authority for approval. This may include, if agreed by the competent authority, the possibility for the approved organisation to approve internally minor amendments that have no impact on the approval held. The paragraph should then specify what types of amendments are considered minor and major, and what the approval procedures for both cases are.)

PART 1 — CONTINUING AIRWORTHINESS MANAGEMENT PROCEDURES

1.1 Aircraft technical log utilisation and MEL application

or

1.1 Aircraft continuing airworthiness record system utilisation

- a) Aircraft technical log and/or continuing airworthiness record system

(1) General

(It may be useful to recall, in this introductory paragraph, the purpose of the aircraft technical log system and/or the continuing airworthiness record system, with special attention to the options of [M.A.305](#) and [M.A.306](#).

For that purpose, the paragraphs [M.A.305](#) and [M.A.306](#) may be quoted or further explained.)

(2) Instructions for use

(This paragraph should provide instructions for using the aircraft technical log and/or continuing airworthiness record system. It should emphasise the respective responsibilities of the maintenance personnel and operating crew. Samples of the technical log and/or continuing airworthiness record system should be included in Part 5 'Appendices' in order to provide enough detailed instructions.)

(3) Aircraft technical log approval

(This paragraph should explain who is responsible for submitting the aircraft technical log, and any subsequent amendment thereto, to the competent authority for approval and what is the procedure to be followed.)

- b) MEL application

(The MEL is a document not controlled by the CAMO and the decision of whether accepting or not the operation with a defect deferred in accordance with the MEL is normally the responsibility of the operating crew. This paragraph should explain in sufficient detail the MEL application procedure, because the MEL is a tool that the personnel involved in continuing airworthiness and maintenance have to be familiar with in order to ensure proper and efficient communication with the crew in case of a defect rectification to be deferred.)

(This paragraph does not apply to those types of aircraft that do not have an MEL.)

(1) General

(This paragraph should explain broadly what an MEL document is. The information could be extracted from the aircraft flight manual.)

(2) MEL categories

(Where an owner/operator uses a classification system placing a time constraint on the rectification of defects, it should be explained here what are the general principles of such a system. It is essential for the personnel involved in continuing airworthiness and maintenance to be familiar with it for the management of the MEL's deferred defect rectification.)

(3) Application

(This paragraph should explain how the continuing airworthiness and maintenance personnel make the flight crew aware of an MEL limitation. This should refer to the technical log procedures.)

(4) Acceptance by the crew

(This paragraph should explain how the crew notifies their acceptance or non-acceptance of the MEL deferment in the technical log.)

(5) Management of the MEL time limits

(Once a technical limitation is accepted by the crew, the defect must be rectified within the time limit specified in the MEL. There should be a system to ensure that the defect will actually be rectified before that time limit. This system could be the aircraft technical log for those (small) operators that use it as a planning document, or a specific follow-up system where control of the maintenance time limit is ensured by other means such as data processed planning systems.)

(6) MEL time limitation overrun

(The competent authority may allow the owner/operator to overrun the MEL time limitation under specific conditions. Where applicable, this paragraph should describe the specific duties and responsibilities with regard to controlling these extensions.)

1.2 Aircraft maintenance programme — development and amendment**a) General**

(This introductory paragraph should recall that the purpose of a maintenance programme is to provide maintenance planning instructions necessary for the safe operation of the aircraft.)

b) Content

(This paragraph should explain what is (are) the format(s) of the aircraft maintenance programme(s). [Appendix I to AMC M.A.302\(a\) and M.B.301\(d\)](#) should be used as a guideline to develop this paragraph.)

c) Development**(1) Sources**

(This paragraph should explain what are the sources (MRB, MPD, maintenance manual, etc.) used for the development of an aircraft maintenance programme.)

(2) Responsibilities

(This paragraph should explain who is responsible for the development of an aircraft maintenance programme.)

(3) Manual amendments

(This paragraph should demonstrate that there is a system for ensuring the continuing validity of the aircraft maintenance programme. Particularly, it should show how any relevant information is used to update the aircraft maintenance programme. This should include, as applicable, MRB report revisions, consequences of modifications, manufacturer and competent authority recommendations, in-service experience, and reliability reports.)

(4) Acceptance by the authority

(This paragraph should explain who is responsible for the submission of the maintenance programme to the competent authority and what the procedure to follow is. This should in particular address the issue of the approval for variation to maintenance periods either by the competent authority or by a procedure in the maintenance programme for the organisation to approve internally certain changes.)

1.3 Time and continuing airworthiness records, responsibilities, retention and access**a) Hours and cycles recording**

(The recording of flight hours and cycles is essential for the planning of maintenance tasks. This paragraph should explain how the continuing airworthiness management organisation has access to the current flight hours and cycles information and how it is processed through the organisation.)

b) Records

(This paragraph should give in detail the type of company documents that are required to be recorded and what are the recording period requirements for each of them. This can be provided by a table or series of tables that would include the following:

- family of document (if necessary),*
- name of document,*
- retention period,*
- responsible person for retention,*
- place of retention.)*

c) Preservation of records

(This paragraph should set out the means provided to protect the records from fire, flood, etc., as well as the specific procedures in place to ensure that the records will not be altered during the retention period (especially computer records).)

d) Transfer of continuing airworthiness records

(This paragraph should set out the procedure for the transfer of records in case of purchase/lease-in, sale/lease-out and transfer of an aircraft to another organisation. In particular, it should specify which records have to be transferred and who is responsible for the coordination (if necessary) of the transfer.)

1.4 Accomplishment and control of airworthiness directives

(This paragraph should demonstrate that there is a comprehensive system in place for the management of airworthiness directives. This paragraph may, for instance, include the following subparagraphs:)

a) Airworthiness directive information

(This paragraph should explain what the AD information sources are and who receives them in the company. Where available, multiple sources (e.g. Agency + competent authority + manufacturer or association) may be useful.)

b) Airworthiness directive decision

(This paragraph should explain how and by whom the AD information is analysed and what kind of information is provided to the contracted maintenance organisations in order to plan and perform the airworthiness directive. This should include as necessary a specific procedure for the management of emergency airworthiness directives.)

c) Airworthiness directive control

(This paragraph should specify how the organisation manages to ensure that all the applicable airworthiness directives are accomplished and that they are accomplished on time. This should include a closed-loop system that allows verifying that for each new or revised airworthiness directive and for each aircraft:

- *the AD is not applicable, or*
- *if the AD is applicable:*
 - *the AD is not yet accomplished but the time limit is not overdue,*
 - *the AD is accomplished and any repetitive inspection is identified and performed.*

This may be a continuous process or may be based on scheduled reviews.)

1.5 Analysis of the effectiveness of the maintenance programme

(This paragraph should show what tools are used in order to analyse the efficiency of the maintenance programme, such as:

- *pilot reports (PIREPS),*
- *air turnbacks,*
- *spare consumption,*
- *repetitive technical occurrence and defect,*
- *technical delays analysis (through statistics, if relevant),*
- *technical incidents analysis (through statistics, if relevant),*
- *etc.*

This paragraph should also indicate by whom and how this data is analysed, what is the decision process to take action and what kind of action could be taken. This may include:

- *amendment of the maintenance programme,*
- *amendment of maintenance or operational procedures,*

- etc.)

1.6 Non-mandatory modification embodiment policy

(This paragraph should specify how non-mandatory modification information is processed through the organisation, who is responsible for its assessment against the operator's/owner's own needs and operational experience, what are the main criteria for decision and who takes the decision of implementing (or not) a non-mandatory modification.)

1.7 Major repair and modification standards

(This paragraph should set out a procedure for the assessment of the approval status of any major repair or modification before embodiment. This will include the assessment of the need of an Agency or design organisation approval. It should also identify the type of approval required, and the procedure to follow to have a repair or modification approved by the Agency or design organisation.)

1.8 Defect reports

a) Analysis

(This paragraph should explain how the defect reports provided by the contracted maintenance organisations are processed by the continuing airworthiness management organisation. Analysis should be conducted in order to give elements to activities such as maintenance programme evolution and non-mandatory modification policy.)

b) Liaison with manufacturers and regulatory authorities

(Where a defect report shows that such defect is likely to occur to other aircraft, a liaison should be established with the manufacturer and the certification competent authority so that they may take all the necessary action.)

c) Deferred defect policy

(Defects such as cracks and structural defects are not addressed in the MEL and CDL. However, it may be necessary in certain cases to defer the rectification of a defect. This paragraph should establish the procedure to be followed in order to be sure that the deferment of any defect will not lead to any safety concern. This will include appropriate liaison with the manufacturer.)

1.9 Engineering activity

(Where applicable, this paragraph should present the scope of the organisation's engineering activity in terms of approval of modifications and repairs. It should set out a procedure for developing and submitting a modification/repair design for approval to the Agency and include reference to the supporting documentation and forms used. It should identify the person in charge of accepting the design before submission to the Agency or the competent authority.

Where the organisation has a DOA capability under Part-21, it should be indicated here and the related manuals should be referred too.)

1.10 Reliability programmes

(This paragraph should explain appropriately the management of a reliability programme. It should at least address the following:

- extent and scope of the reliability programme,
- specific organisational structure, duties and responsibilities,

- establishment of reliability data,
- analysis of reliability data,
- corrective action system (maintenance programme amendment),
- scheduled reviews (reliability meetings and when the participation of the competent authority is needed.)

(This paragraph may, where necessary, be subdivided as follows:)

- a) Airframe
- b) Propulsion
- c) Component

1.11 Pre-flight inspections

(This paragraph should show how the scope and definition of pre-flight inspection, that is usually performed by the operating crew, are kept consistent with the scope of the maintenance performed by the contracted maintenance organisations. It should show how the evolution of the content of the pre-flight inspection and of the maintenance programme are concurrent.)

(The following paragraphs are self-explanatory. Although these activities are normally not performed by continuing airworthiness personnel, these paragraphs have been placed here in order to ensure that the related procedures are consistent with the continuing airworthiness activity procedures.)

- a) Preparation of aircraft for flight
- b) Subcontracted ground-handling function
- c) Security of cargo and baggage loading
- d) Control of refueling, quantity/quality
- e) Control of snow, ice, residues from de-icing or anti-icing operations, dust and sand contamination to an approved standard

1.12 Aircraft weighing

(This paragraph should state the cases where an aircraft has to be weighed (for instance, after a major modification because of weight and balance operational requirements, etc.), who performs it, according to which procedure, who calculates the new weight and balance, and how the result is processed in the organisation.)

1.13 Maintenance check flight (MCF) procedures

(The criteria for performing an MCF are normally included in the aircraft maintenance programme or derived by the scenarios described in [GM M.A.301\(i\)](#). This paragraph should explain how the MCF procedure is established in order to meet its intended purpose (for instance, after a heavy maintenance check, after engine or flight control removal installation, etc.), and the release procedures to authorise such an MCF.)

PART 2 — QUALITY SYSTEM**2.1 Continuing airworthiness quality policy, plan and audit procedure**

a) Continuing airworthiness quality policy

(This paragraph should include a formal quality policy statement — that is a commitment to what the quality system is intended to achieve. It should include as a minimum the monitoring compliance with Part-M and with any additional standards specified by the organisation.)

b) Continuing airworthiness quality plan

(This paragraph should show how the quality plan is established. The quality plan will consist of a quality audit and sampling schedule that should cover all the areas specific to Part-M in a definite period of time. However, the scheduling process should also be dynamic and allow for special evaluations when trends or concerns are identified. In case of subcontracting, this paragraph should also address the planning of the auditing of subcontractors at the same frequency with the rest of the organisation.)

c) Continuing airworthiness quality audit procedure

(Quality audit is a key element of the quality system. Therefore, the quality audit procedure should be sufficiently detailed to address all the steps of an audit from preparation to conclusion; it should show the audit report format (e.g. by reference to paragraph 5.1 'Sample of document'), and should explain the rules for the distribution of audit reports in the organisation (e.g. involvement of the quality manager, accountable manager, nominated postholder, etc.).)

d) Continuing airworthiness quality audit remedial action procedure

(This paragraph should explain what system is put in place in order to ensure that the corrective actions are implemented on time and that the result of the corrective actions meets the intended purpose. For instance, where this system consists in periodical corrective actions review, instructions should be given on how such reviews should be conducted and what should be evaluated.)

2.2 Monitoring of continuing airworthiness management activities

(This paragraph should set out a procedure to periodically review the activities of the continuing airworthiness management personnel and how they fulfil their responsibilities, as defined in Part 0.)

2.3 Monitoring of the effectiveness of the maintenance programme(s)

(This paragraph should set out a procedure to periodically review that the effectiveness of the maintenance programme(s) is actually analysed as defined in Part 1.)

2.4 Monitoring that all maintenance is carried out by an appropriate maintenance organisation

(This paragraph should set out a procedure to periodically review that the approval of the contracted maintenance organisations is relevant for the maintenance of the operator's fleet. This may include feedback information from any contracted organisation on any actual or contemplated amendment in order to ensure that the maintenance system remains valid and to anticipate any necessary change in the maintenance agreements.)

If necessary, the procedure may be subdivided as follows:

- a) Aircraft maintenance
- b) Engines
- c) Components)

2.5 Monitoring that all contracted maintenance is carried out in accordance with the contract, including subcontractors used by the maintenance contractor

(This paragraph should set out a procedure to periodically review that the continuing airworthiness management personnel are satisfied that all contracted maintenance is carried out in accordance with the contract. This may include a procedure to ensure that the system allows all the personnel involved in the contract (including the contractors and their subcontractors) to familiarise themselves with its terms and that, for any contract amendment, relevant information is distributed in the organisation and to the contractor.)

2.6 Quality audit personnel

(This paragraph should establish the required training and qualification standards for auditors. Where persons act as part-time auditors, it should be emphasised that they must not be directly involved in the activity they are auditing.)

PART 3 — CONTRACTED MAINTENANCE

3.1 Procedures for contracted maintenance

- a) Procedures for the development of maintenance contracts

(This paragraph should explain the procedures that the organisation follows to develop the maintenance contract. The CAMO processes to implement the different elements described in [Appendix XI to AMC M.A.708\(c\)](#) should be explained. In particular, it should cover responsibilities, tasks and interaction with the maintenance organisation and with the owner/operator.

This paragraph should also describe, when necessary, the use of work orders for unscheduled line maintenance and component maintenance as per [M.A.708\(d\)](#). The organisation may develop a work order template to ensure that the applicable elements of [Appendix XI to AMC M.A.708\(c\)](#) are considered. Such a template should be included in Part 5.1.)

- b) Maintenance contractor selection procedure

(This paragraph should explain how a maintenance contractor is selected by the CAMO. Selection should not be limited to the verification that the contractor is appropriately approved for the specific type of aircraft, but also that the contractor has the industrial capacity to undertake the required maintenance. The selection procedure should preferably include a contract review process in order to ensure that:

- *the contract is comprehensive and that it has no gaps or unclear areas,*
- *everyone involved in the contract (both at the continuing airworthiness management organisation and at the maintenance contractor) agrees with the terms of the contract and fully understands their responsibilities.*
- *that functional responsibilities of all parties are clearly identified.*

The CAMO should agree with the operator on the process to select a maintenance organisation before concluding any contract with a maintenance organisation.)

3.2 Quality audit of aircraft

(This paragraph should set out the procedure when performing a quality audit of an aircraft. It should set out the differences between an airworthiness review and a quality audit. This procedure may include:

- compliance with approved procedures;*
- contracted maintenance is carried out in accordance with the contract;*
- continued compliance with Part-M.)*

PART 4 — AIRWORTHINESS REVIEW PROCEDURES

4.1 Airworthiness review staff

(This paragraph should establish the working procedures for the assessment of the airworthiness review staff. The assessment addresses experience, qualification, training, etc. A description should be given regarding the issue of authorisations for the airworthiness review staff and how records are kept and maintained.)

4.2 Review of aircraft records

(This paragraph should describe in detail the aircraft records that are required to be reviewed during the airworthiness review. The level of detail that needs to be reviewed as well as the number of records that needs to be reviewed during a sample check should be described.)

4.3 Physical survey

(This paragraph should describe how the physical survey needs to be performed. It should list the topics that need to be reviewed, the physical areas of the aircraft to be inspected, which documents on board the aircraft need to be reviewed, etc.)

4.4 Additional procedures for recommendations to competent authorities for the import of aircraft

(This paragraph should describe the additional tasks regarding the recommendation for the issue of an airworthiness review certificate in the case of import of aircraft. This should include: communication with the competent authority of registry, additional items to be reviewed during the airworthiness review of the aircraft, specification of maintenance required to be carried out, etc.)

4.5 Recommendations to competent authorities for the issue of airworthiness review certificates (ARCs)

(This paragraph should stipulate the communication procedures with the competent authorities in case of a recommendation for the issue of an airworthiness review certificate. In addition, the content of the recommendation should be described.)

4.6 Issue of airworthiness review certificates (ARCs)

(This paragraph should set out the procedure for the issue of ARCs. It should address record-keeping, distribution of ARC copies, etc. The procedure should ensure that an ARC is issued only after an airworthiness review has been properly carried out.)

4.7 Airworthiness review records, responsibilities, retention and access

(This paragraph should describe how records are kept, duration of record-keeping, location where records are stored, access to records, and responsibilities.)

PART 4B — PERMIT TO FLY PROCEDURES

4B.1 Conformity with approved flight conditions

(The procedure should indicate how conformity with approved flight conditions is established, documented and attested by an authorised person.)

4B.2 Issue of the permit to fly under the CAMO privilege

(The procedure should describe the process to complete the EASA Form 20b (see Appendix IV to Part-21) and how compliance with 21.A.711(d) and (e) is established before signing off the permit to fly. It should also describe how the organisation ensures compliance with 21.A.711(g) for the revocation of the permit to fly.)

4B.3 Permit to fly authorised signatories

(The person(s) authorised to sign off the permit to fly under the privilege of [M.A.711\(c\)](#) should be identified (name, signature and scope of authority) in the procedure, or in an appropriate document linked to the CAME.)

4B.4 Interface with the local authority for the flight

(The procedure should include provisions describing the communication with the local authority for flight clearance and compliance with the local requirements, since those elements are outside the scope of the conditions of 21.A.708(b) (see Part 21.A.711(e)).)

4B.5 Permit to fly records, responsibilities, retention and access

(This paragraph should describe how records are kept, duration of record-keeping, location where records are stored, access to records, and responsibilities.)

PART 5 — APPENDICES

5.1 Sample documents

(A self-explanatory paragraph.)

5.2 List of airworthiness review staff

(A self-explanatory paragraph.)

5.3 List of subcontractors as per [M.A.711\(a\)\(3\)](#)

(A self-explanatory paragraph; in addition, it should set out that the list should be periodically reviewed.)

5.4 List of approved maintenance organisations contracted

(This paragraph should include the list of contracted maintenance organisations, detailing the scope of the contracted work. In addition, it should set out that the list should be periodically reviewed.)

5.5 Copy of contracts for subcontracted work ([Appendix II to AMC M.A.711\(a\)\(3\)](#))

(A self-explanatory paragraph.)

Appendix VI to AMC M.B.602(f) — EASA Form 6F*ED Decision 2020/002/R*

M.A. SUBPART F APPROVAL RECOMMENDATION REPORT		EASA FORM 6F
Part 1: General		
Name of organisation:		
Approval reference:		
Requested approval rating/		
EASA Form 3 dated*:		
Other approvals held (If app.)		
Address of facility audited:		
Audit period: from		
		to
Date(s) of audit(s):		
Audit reference(s):		
Persons interviewed:		
Competent authority surveyor:		Signature(s):
Competent authority office:		Date of EASA Form 6F part 1 completion:
*delete where applicable		

M.A. SUBPART F APPROVAL RECOMMENDATION REPORT		EASA FORM 6F				
Part 2: M.A. Subpart F Compliance Audit Review						
The five columns may be labelled and used as necessary to record the approval product line or facility, including subcontractor's, reviewed. Against each column used of the following M.A. Subpart F subparagraphs please either tick (✓) the box if satisfied with compliance or cross (X) the box if not satisfied with compliance and specify the reference of the Part 4 finding next to the box or enter N/A where an item is not applicable, or N/R when applicable but not reviewed.						
Para	Subject					
M.A.603	Extent of approval	<input type="checkbox"/>	<input type="checkbox"/>	<input type="checkbox"/>	<input type="checkbox"/>	<input type="checkbox"/>
M.A.604	Maintenance Organisation Manual (see Part 3)	<input type="checkbox"/>	<input type="checkbox"/>	<input type="checkbox"/>	<input type="checkbox"/>	<input type="checkbox"/>
M.A.605	Facilities	<input type="checkbox"/>	<input type="checkbox"/>	<input type="checkbox"/>	<input type="checkbox"/>	<input type="checkbox"/>
M.A.606	Personnel requirements	<input type="checkbox"/>	<input type="checkbox"/>	<input type="checkbox"/>	<input type="checkbox"/>	<input type="checkbox"/>
M.A.607	Certifying staff and airworthiness review staff	<input type="checkbox"/>	<input type="checkbox"/>	<input type="checkbox"/>	<input type="checkbox"/>	<input type="checkbox"/>
M.A.608	Components, Equipment and tools	<input type="checkbox"/>	<input type="checkbox"/>	<input type="checkbox"/>	<input type="checkbox"/>	<input type="checkbox"/>
M.A.609	Maintenance data	<input type="checkbox"/>	<input type="checkbox"/>	<input type="checkbox"/>	<input type="checkbox"/>	<input type="checkbox"/>
M.A.610	Maintenance work orders	<input type="checkbox"/>	<input type="checkbox"/>	<input type="checkbox"/>	<input type="checkbox"/>	<input type="checkbox"/>
M.A.611	Maintenance standards	<input type="checkbox"/>	<input type="checkbox"/>	<input type="checkbox"/>	<input type="checkbox"/>	<input type="checkbox"/>
M.A.612	Aircraft certificate of release to service	<input type="checkbox"/>	<input type="checkbox"/>	<input type="checkbox"/>	<input type="checkbox"/>	<input type="checkbox"/>
M.A.613	Component certificate of release to service	<input type="checkbox"/>	<input type="checkbox"/>	<input type="checkbox"/>	<input type="checkbox"/>	<input type="checkbox"/>
M.A.614	Maintenance and airworthiness review records	<input type="checkbox"/>	<input type="checkbox"/>	<input type="checkbox"/>	<input type="checkbox"/>	<input type="checkbox"/>
M.A.615	Privileges of the organisation	<input type="checkbox"/>	<input type="checkbox"/>	<input type="checkbox"/>	<input type="checkbox"/>	<input type="checkbox"/>
M.A.616	Organisational review	<input type="checkbox"/>	<input type="checkbox"/>	<input type="checkbox"/>	<input type="checkbox"/>	<input type="checkbox"/>
M.A.617	Changes to the approved maintenance organisation	<input type="checkbox"/>	<input type="checkbox"/>	<input type="checkbox"/>	<input type="checkbox"/>	<input type="checkbox"/>
M.A.619	Findings	<input type="checkbox"/>	<input type="checkbox"/>	<input type="checkbox"/>	<input type="checkbox"/>	<input type="checkbox"/>
Competent authority surveyor(s):			Signature(s):			
Competent authority office:			Date of EASA Form 6F part 2 completion:			

M.A. SUBPART F APPROVAL RECOMMENDATION REPORT		EASA FORM 6F
Part 3: Compliance with M.A. Subpart F maintenance organisation manual (MOM)		
Please either tick (√) the box if satisfied with compliance; or cross (x) if not satisfied with compliance and specify the reference of the Part 4 finding; or enter N/A where an item is not applicable; or N/R when applicable but not reviewed.		
Part A	General	
1.1	<input type="checkbox"/>	Table of content
1.2	<input type="checkbox"/>	List of effective pages
1.3	<input type="checkbox"/>	Record of amendments
1.4	<input type="checkbox"/>	Amendment procedure
1.5	<input type="checkbox"/>	Distribution
1.6	<input type="checkbox"/>	Accountable manager's statement
Part B	Description	
2.1	<input type="checkbox"/>	Organisation's scope of work
2.2	<input type="checkbox"/>	General presentation of the organisation
2.3	<input type="checkbox"/>	Name and title of management personnel
2.4	<input type="checkbox"/>	Organisation chart
2.5	<input type="checkbox"/>	Certifying staff and airworthiness review staff
2.6	<input type="checkbox"/>	Personnel
2.7	<input type="checkbox"/>	General description of the facility
2.8	<input type="checkbox"/>	Tools, equipment and material
2.9	<input type="checkbox"/>	Maintenance data
Part C	General procedures	
3.1	<input type="checkbox"/>	Organisational review
3.2	<input type="checkbox"/>	Training
3.3	<input type="checkbox"/>	Subcontracting of specialised services
3.4	<input type="checkbox"/>	One time authorisations

M.A. SUBPART F APPROVAL RECOMMENDATION REPORT		EASA FORM 6F
Part 3: Compliance with M.A. Subpart F maintenance organisation manual (MOM)		
Part D	Working Procedures	
4.1	<input type="checkbox"/>	Work order acceptance
4.2	<input type="checkbox"/>	Preparation and issue of work package
4.3	<input type="checkbox"/>	Logistics
4.4	<input type="checkbox"/>	Execution
4.5	<input type="checkbox"/>	Release to service – Certifying staff
4.6	<input type="checkbox"/>	Release to service – Supervision
4.7	<input type="checkbox"/>	Release to service – Certificate of release to service
4.8	<input type="checkbox"/>	Records
4.9	<input type="checkbox"/>	Airworthiness review procedures and records for ELA1 aircraft not involved in commercial operations
4.10	<input type="checkbox"/>	[Reserved]
4.11	<input type="checkbox"/>	Special procedures
4.12	<input type="checkbox"/>	Occurrence reporting
4.13	<input type="checkbox"/>	Management of indirect approval of the manual
Part E	Appendices	
5.1	<input type="checkbox"/>	Sample of all documents used
5.2	<input type="checkbox"/>	List of subcontractors.
5.3	<input type="checkbox"/>	List of maintenance locations
5.4	<input type="checkbox"/>	List of Part-145 , M.A. Subpart F or Part-CAO organisations
MOM reference:		MOM amendment:
Competent authority audit staff:		Signature(s):
Competent authority office:		Date of EASA Form 6F part 3 completion:

M.A. SUBPART F APPROVAL RECOMMENDATION REPORT		EASA FORM 6F			
Part 4: Findings regarding M.A. Subpart F compliance status Each level 1 and 2 finding should be recorded whether it has been rectified or not and should be identified by a simple cross reference to the Part 2 requirement. All non-rectified findings should be copied in writing to the organisation for the necessary corrective action.					
Part 2 or 3 ref.	Audit reference(s): Findings	L e v e l	Corrective action		
			Date Due	Date Closed	Reference

M.A. SUBPART F APPROVAL RECOMMENDATION REPORT		EASA FORM 6F
Part 5: M.A. Subpart F approval or continued approval or change recommendation		
Name of organisation:		
Approval reference:		
Audit reference(s):		
The following M.A. Subpart F scope of approval is recommended for this organisation:		
Or, it is recommended that the M.A. Subpart F scope of approval specified in EASA Form 3 referenced be continued.		
Name of recommending competent authority surveyor:		
Signature of recommending competent authority surveyor:		
Competent authority office:		
Date of recommendation:		
EASA Form 6F review (quality check):		Date:

Appendix VII to AMC M.B.702(f) — EASA Form 13*ED Decision 2021/009/R*

M.A. SUBPART G APPROVAL RECOMMENDATION REPORT		EASA FORM 13
Part 1: General		
Name of organisation:		
Approval reference:		
Requested approval rating/ EASA Form 14 or AOC dated*:		
Other approvals held (if app.)		
Address of facility(ies) audited:		
Audit period: from		
		to
Date(s) of audit(s):		
Audit reference(s):		
Persons interviewed:		
Competent authority surveyor:		Signature(s):
Competent authority office:		Date of EASA Form 13 Part 1 completion:
*delete as appropriate		

M.A. SUBPART G APPROVAL RECOMMENDATION REPORT		EASA FORM 13				
Part 2: M.A. Subpart G Compliance Audit Review						
<p>The five columns may be labelled and used as necessary to record the approval product line or facility, including subcontractor's, reviewed. Against each column used of the following M.A. Subpart G subparagraphs, please either tick (✓) the box if satisfied with compliance, or cross (X) the box if not satisfied with compliance and specify the reference of the Part 4 finding next to the box, or enter N/A where an item is not applicable, or N/R when applicable but not reviewed.</p>						
Para	Subject					
M.A.703	Extent of approval	<input type="checkbox"/>	<input type="checkbox"/>	<input type="checkbox"/>	<input type="checkbox"/>	<input type="checkbox"/>
M.A.704	Continuing airworthiness management exposition (see Part 3)	<input type="checkbox"/>	<input type="checkbox"/>	<input type="checkbox"/>	<input type="checkbox"/>	<input type="checkbox"/>
M.A.705	Facilities	<input type="checkbox"/>	<input type="checkbox"/>	<input type="checkbox"/>	<input type="checkbox"/>	<input type="checkbox"/>
M.A.706	Personnel requirements	<input type="checkbox"/>	<input type="checkbox"/>	<input type="checkbox"/>	<input type="checkbox"/>	<input type="checkbox"/>
M.A.707	Airworthiness review staff	<input type="checkbox"/>	<input type="checkbox"/>	<input type="checkbox"/>	<input type="checkbox"/>	<input type="checkbox"/>
M.A.708	Continuing airworthiness management	<input type="checkbox"/>	<input type="checkbox"/>	<input type="checkbox"/>	<input type="checkbox"/>	<input type="checkbox"/>
M.A.202 M.L.A.202	Occurrence reporting	<input type="checkbox"/>	<input type="checkbox"/>	<input type="checkbox"/>	<input type="checkbox"/>	<input type="checkbox"/>
M.A.709	Documentation	<input type="checkbox"/>	<input type="checkbox"/>	<input type="checkbox"/>	<input type="checkbox"/>	<input type="checkbox"/>
M.A.710	Airworthiness review	<input type="checkbox"/>	<input type="checkbox"/>	<input type="checkbox"/>	<input type="checkbox"/>	<input type="checkbox"/>
M.A.711	Privileges of the organisation	<input type="checkbox"/>	<input type="checkbox"/>	<input type="checkbox"/>	<input type="checkbox"/>	<input type="checkbox"/>
M.A.712	Quality system	<input type="checkbox"/>	<input type="checkbox"/>	<input type="checkbox"/>	<input type="checkbox"/>	<input type="checkbox"/>
M.A.713	Changes to the approved continuing airworthiness organisation	<input type="checkbox"/>	<input type="checkbox"/>	<input type="checkbox"/>	<input type="checkbox"/>	<input type="checkbox"/>
M.A.714	Record-keeping	<input type="checkbox"/>	<input type="checkbox"/>	<input type="checkbox"/>	<input type="checkbox"/>	<input type="checkbox"/>
M.A.716	Findings	<input type="checkbox"/>	<input type="checkbox"/>	<input type="checkbox"/>	<input type="checkbox"/>	<input type="checkbox"/>
Competent authority surveyor(s):		Signature(s):				
Competent authority office:		Date of EASA Form 13 Part 2 completion:				

M.A. SUBPART G APPROVAL RECOMMENDATION REPORT		EASA FORM 13
Part 3: Compliance with M.A. Subpart G continuing airworthiness management exposition (CAME)		
Please either tick (√) the box if satisfied with compliance; or cross (x) if not satisfied with compliance and specify the reference of the Part 4 finding; or enter N/A where an item is not applicable; or N/R when applicable but not reviewed.		
PART 0	General organisation	
0.1	<input type="checkbox"/>	Corporate commitment by the accountable manager
0.2	<input type="checkbox"/>	General information
0.3	<input type="checkbox"/>	Management personnel
0.4	<input type="checkbox"/>	Management organisation chart
0.5	<input type="checkbox"/>	Notification procedure to the competent authority regarding changes to the organisation's activities/approval/location/personnel
0.6	<input type="checkbox"/>	Exposition amendment procedures
PART 1	Continuing airworthiness management procedures	
1.1	<input type="checkbox"/>	Aircraft technical log utilisation and MEL application Aircraft continuing airworthiness record system utilisation
1.2	<input type="checkbox"/>	Aircraft maintenance programmes – development amendment and approval
1.3	<input type="checkbox"/>	Time and continuing airworthiness records, responsibilities, retention, access
1.4	<input type="checkbox"/>	Accomplishment and control of airworthiness directives
1.5	<input type="checkbox"/>	Analysis of the effectiveness of the maintenance programme(s)
1.6	<input type="checkbox"/>	Non mandatory modification embodiment policy
1.7	<input type="checkbox"/>	Major repair and modification standards
1.8	<input type="checkbox"/>	Defect reports
1.9	<input type="checkbox"/>	Engineering activity
1.10	<input type="checkbox"/>	Reliability programmes
1.11	<input type="checkbox"/>	Pre-flight inspections
1.12	<input type="checkbox"/>	Aircraft weighing
1.13	<input type="checkbox"/>	Check flight procedures
PART 2	Quality system	
2.1	<input type="checkbox"/>	Continuing airworthiness quality policy, plan and audits procedure
2.2	<input type="checkbox"/>	Monitoring of continuing airworthiness management activities
2.3	<input type="checkbox"/>	Monitoring of the effectiveness of the maintenance programme(s)
2.4	<input type="checkbox"/>	Monitoring that all maintenance is carried out by an appropriate maintenance organisation
2.5	<input type="checkbox"/>	Monitoring that all contracted maintenance is carried out in accordance with the contract, including subcontractors used by the maintenance contractor
2.6	<input type="checkbox"/>	Quality audit personnel

PART 3	Contracted Maintenance	
3.1	<input type="checkbox"/>	Procedures for contracted maintenance
3.2	<input type="checkbox"/>	Quality audit of aircraft
PART 4	Airworthiness review procedures	
4.1	<input type="checkbox"/>	Airworthiness review staff
4.2	<input type="checkbox"/>	Review of aircraft records
4.3	<input type="checkbox"/>	Physical survey
4.4	<input type="checkbox"/>	Additional procedures for recommendations to competent authorities for the import of aircraft
4.5	<input type="checkbox"/>	Recommendations to competent authorities for the issue of airworthiness review certificates
4.6	<input type="checkbox"/>	Issuance of airworthiness review certificates
4.7	<input type="checkbox"/>	Airworthiness review records, responsibilities, retention and access
PART 4B	Permit to fly procedures	
4B.1	<input type="checkbox"/>	Conformity with approved flight conditions
4B.2	<input type="checkbox"/>	Issue of permit to fly under the CAMO privilege
4B.3	<input type="checkbox"/>	Permit to fly authorised signatories
4B.4	<input type="checkbox"/>	Interface with the local authority for the flight
4B.5	<input type="checkbox"/>	Permit to fly records, responsibilities, retention and access
PART 5	Appendices	
5.1	<input type="checkbox"/>	Sample Documents
5.2	<input type="checkbox"/>	List of airworthiness review staff
5.3	<input type="checkbox"/>	List of subcontractors as per M.A.711(a)(3)
5.4	<input type="checkbox"/>	List of approved maintenance organisations contracted
5.5	<input type="checkbox"/>	Copy of contracts for subcontracted work (Appendix II to AMC M.A.711(a)(3))
CAME Reference:		CAME Amendment:
Competent authority audit staff:		Signature(s):
Competent authority office:		Date of EASA Form 13 Part 3 completion:

M.A. SUBPART G APPROVAL RECOMMENDATION REPORT		EASA FORM 13			
<p>Part 4: Findings regarding M.A. Subpart G compliance status</p> <p>Each level 1 and 2 finding should be recorded whether it has been rectified or not and should be identified by a simple cross reference to the Part 2 requirement. All non-rectified findings should be copied in writing to the organisation for the necessary corrective action.</p>					
Part 2 or 3 ref.	Audit reference(s): Findings	L e v e l	Corrective action		
			Date Due	Date Closed	Reference

M.A. SUBPART G APPROVAL RECOMMENDATION REPORT	EASA FORM 13
Part 5: M.A. Subpart G approval or continued approval or change recommendation*	
Name of organisation:	
Approval reference:	
Audit reference(s):	
The following M.A. Subpart G scope of approval is recommended for this organisation:	
Or, it is recommended that the M.A. Subpart G scope of approval specified in EASA Form 14 referenced be continued.	
Name of recommending competent authority surveyor:	
Signature of recommending competent authority surveyor:	
Competent authority office:	
Date of recommendation:	
EASA Form 13 review (quality check):	Date:
*delete as appropriate	

Appendix VIII to AMC M.A.616 — Organisational Review

ED Decision 2020/002/R

This is only applicable to organisations with less than 10 maintenance staff members. For larger organisations, the principles and practices of an independent quality system should be used.

Depending on the complexity of the small organisation (number and type of aircraft, number of different fleets, subcontracting of specialised services, etc.), the organisational review system may vary from a system using the principles and practices of a quality system (except for the requirement of independence) to a simplified system adapted to the low complexity of the organisation and the aircraft managed.

As a core minimum, the organisational review system should have the following features, which should be described in the Maintenance Organisation Manual (MOM):

- a. Identification of the person responsible for the organisational review programme.
By default, this person should be the accountable manager, unless he delegates this responsibility to (one of) the [M.A.606\(b\)](#) person(s).
- b. Identification and qualification criteria for the person(s) responsible for performing the organisational reviews.

These persons should have a thorough knowledge of the regulations and of the maintenance organisation procedures. They should also have knowledge of audits, acquired through training or through experience (preferably as an auditor, but also possibly because they actively participated in several audits conducted by the competent authority).

- c. Elaboration of the organisational review programme:
 - Checklist(s) covering all items necessary to be satisfied that the organisation delivers a safe product and complies with the regulation. All procedures described in the MOM should be addressed.
 - A schedule for the accomplishment of the checklist items. Each item should be checked at least every 12 months. The organisation may choose to conduct one full review annually or to conduct several partial reviews.
- d. Performance of organisational reviews
Each checklist item should be answered using an appropriate combination of:
 - review of records, documentation, etc;
 - sample check of aircraft under contract or being maintained under a work order;
 - interview of personnel involved;
 - review of discrepancies and difficulty internal reports (e.g. notified difficulties in using current procedures and tools, systematic deviations from procedures, etc.);
 - review of complaints filed by customers after delivery.
- e. Management of findings and occurrence reports.
 - All findings should be recorded and notified to the affected persons.
 - All level 1 findings, in the sense of [M.A.619\(a\)](#), should be immediately notified to the competent authority and all necessary actions on aircraft in service should be immediately taken.

- All occurrence reports should be reviewed with the aim for continuous improvement of the system by identifying possible corrective and preventive actions. This should be done in order to find prior indicators (e.g., notified difficulties in using current procedures and tools, systematic deviations from procedures, unsafe behaviours, etc.), and dismissed alerts that, had they been recognised and appropriately managed before the event, could have resulted in the undesired event being prevented.
- Corrective and preventive actions should be approved by the person responsible for the organisational review programme and implemented within a specified time frame.
- Once the person responsible for the organisational review programme is satisfied that the corrective action is effective, closure of the finding should be recorded along with a summary of the corrective action.
- The accountable manager should be notified of all significant findings and, on a regular basis, of the global results of the organisational review programme.

Following is a typical example of a simplified organisational review checklist, **to be adapted as necessary to cover the MOM procedures:**

1 – Scope of work

Check that:

- All aircraft and components under maintenance or under contract are covered in EASA Form 3.
- The scope of work in the MOM does not disagree with EASA Form 3.
- No work has been performed outside the scope of EASA Form 3 and the MOM.

2 – Maintenance data

- Check that maintenance data to cover the aircraft in the scope of work of the MOM are present and up-to-date.
- Check that no change has been made to the maintenance data from the TC holder without being notified.

3 – Equipment and Tools

- Check the equipment and tools against the lists in the MOM and check if still appropriate to the TC holder's instructions.
- Check tools for proper calibration (sample check).

4 – Stores

- Do the stores meet the criteria in the procedures of the MOM?
- Check by sampling some items in the store for presence of proper documentation and any overdue items.

5 – Certification of maintenance and airworthiness review

- Has maintenance on products and components been properly certified?
- Have implementation of modifications/repairs been carried out with appropriate approval of such modifications/repairs (sample check)?
- Have airworthiness reviews been properly performed and the airworthiness review certificate properly been issued?

6 – Relations with the owners/operators

- Has maintenance been carried out with suitable work orders?
- When a contract has been signed with an owner/operator, has the obligations of the contracts been respected on each side?

7 – Personnel

- Check that the current accountable manager and other nominated persons are correctly identified in the approved MOM.
- If the number of personnel has decreased or if the activity has increased, check that the staff are still adequate to ensure a safe product.
- Check that the qualification of all new personnel (or personnel with new functions) has been appropriately assessed.
- Check that the staff have been trained, as necessary, to cover changes in:
 - regulations,
 - competent authority publications,
 - the MOM and associated procedures,
 - the products in the scope of work,
 - maintenance data (significant ADs, SBs, etc.).

8 – Maintenance contracted

- Sample check of maintenance records:
 - Existence and adequacy of the work order,
 - Data received from the maintenance organisation:
 - Valid CRS including any deferred maintenance,
 - List of removed and installed equipment and copy of the associated [EASA Form 1](#) or equivalent.
- Obtain a copy of the current approval certificate (EASA Form 3) of the maintenance organisations contracted.

9 – Maintenance subcontracted

Check that subcontractors for specialised services are properly controlled by the organisation.

10 – Technical records and record-keeping

- Have the maintenance actions been properly recorded?
- Have the certificates (EASA Form 1 and Conformity certificates) been properly collected and recorded?
- Perform a sample check of technical records to ensure completeness and storage during the appropriate periods.
- Is storage of computerised data properly ensured?

11 – Occurrence reporting procedures

- Check that reporting is properly performed.
- Actions taken and recorded.

Appendix IX to AMC M.A.602 and AMC M.A.702 — EASA Form 2

ED Decision 2020/002/R

Application for

Competent authority	Part-M Subpart F Approval*	Initial */ Change*
	Part-145 Approval*	Initial */ Change*
	Part-M Subpart G Approval*	Initial */ Change*
	Part-CAMO approval*	initial */ Change*
	Part-CAO approval*	initial */ Change*

1. Registered name of applicant:

2. Trading name (if different):

3. Addresses requiring approval:

4. Tel. Fax

E-mail

5. Terms of approval and scope of work relevant to this application:

6. Position and name of the (proposed*) Accountable Manager:

.....

7. Signature of the (proposed*) Accountable Manager:

8. Place:

9. Date:

Note (1): A note giving the address(es) to which the EASA Form(s) should be sent.

Note (2): An optional note to give information on any fees payable.

* delete as applicable

Appendix X to AMC M.B.602(a) and AMC M.B.702(a) — EASA Form 4

ED Decision 2015/029/R

[COMPETENT AUTHORITY]

Details of Management Personnel required to be accepted as specified in Part-.....

1. Name:
2. Position:
3. Qualifications relevant to the item (2) position:
4. Work experience relevant to the item (2) position:

Signature: Date:

On completion, please send this form under confidential cover to the competent authority

Competent authority use only

Name and signature of authorised competent authority staff member accepting this person:

Signature: Date:

Name: Office:

Appendix XI to AMC M.A.708(c) — Contracted maintenance

ED Decision 2020/002/R

1. Maintenance contracts

The following paragraphs are not intended to provide a standard maintenance contract, but to provide a list of the main points that should be addressed, when applicable, in a maintenance contract between the CAMO managing aircraft subject to Part-M and a maintenance organization approved in accordance with Part-145 or Subpart F of Part M. The following paragraphs only address technical matters and exclude matters such as costs, delay, warranty, etc.

When maintenance is contracted to more than one maintenance organisation (for example, aircraft base maintenance to X, engine maintenance to Y, and line maintenance to Z1, Z2 and Z3), attention should be paid to the consistency of the different maintenance contracts.

A maintenance contract is not normally intended to provide appropriate detailed work instructions to personnel. Accordingly, there should be established organisational responsibilities, procedures and routines in the CAMO and the maintenance organisation to cover these functions in a satisfactory way such that any person involved is informed about his/her responsibilities and the procedures that apply. These procedures and routines can be included/appended to the CAME and to the maintenance organisation's manual/MOE, or can consist in separate procedures. In other words, procedures and routines should reflect the conditions of the contract.

2. Aircraft/engine maintenance

The following subparagraphs may be adapted to a maintenance contract that applies to aircraft base maintenance, aircraft line maintenance, and engine maintenance.

Aircraft maintenance also includes the maintenance of the engines and APU while they are installed on the aircraft.

2.1. Scope of work

The type of maintenance to be performed by the maintenance organisation should be specified unambiguously. In case of line and/or base maintenance, the contract should specify the aircraft type and, preferably, should include the aircraft's registrations.

In case of engine maintenance, the contract should specify the engine type.

2.2. Locations identified for the performance of maintenance/certificates held

The place(s) where base, line or engine maintenance, as applicable, will be performed should be specified. The certificate held by the maintenance organisation at the place(s) where maintenance will be performed should be referred to in the contract. If necessary, the contract may address the possibility of performing maintenance at any location subject to the need for such maintenance arising either from the unserviceability of the aircraft or from the necessity to support occasional line maintenance.

2.3. Subcontracting

The maintenance contract should specify under which conditions the maintenance organisation may subcontract tasks to a third party (regardless if this third party is approved or not). At least the contract should make reference to [M.A.615](#) and [145.A.75](#). Additional guidance is provided by the associated AMC/GM. In addition, the CAMO may require the maintenance organisation to obtain the CAMO approval before subcontracting to a third party. Access should be given to the CAMO to any information (especially the quality monitoring information) about the

maintenance organisation's subcontractors involved in the contract. It should, however, be noted that under the CAMO responsibility both the CAMO and its competent authority are entitled to be fully informed about subcontracting, although the competent authority will normally only be concerned with aircraft, engine and APU subcontracting.

2.4. Maintenance programme

The maintenance programme, under which maintenance has to be performed, has to be specified.

The CAMO should have that maintenance programme approved by its competent authority.

2.5. Quality monitoring

The terms of the contract should include a provision allowing the CAMO to perform a quality surveillance (including audits) of the maintenance organisation. The maintenance contract should specify how the results of the quality surveillance are taken into account by the maintenance organisation (see also paragraph 2.22. 'Meetings').

2.6. Competent authority involvement

The contract should identify the competent authority(ies) responsible for the oversight of the aircraft, the operator, the CAMO, and the maintenance organisation. Additionally, the contract should allow competent authority(ies) access to the maintenance organisation.

2.7. Maintenance data

The contract should specify the maintenance data and any other manual required for the fulfilment of the contract, and how these data and manuals are made available and kept current (regardless if they are provided by the CAMO or by the maintenance organisation).

This may include but is not limited to:

- maintenance programme,
- airworthiness directives,
- major repairs/modification data,
- aircraft maintenance manual,
- aircraft illustrated parts catalogue (IPC),
- wiring diagrams,
- troubleshooting manual,
- Minimum Equipment List (normally on board the aircraft),
- operator's manual,
- flight manual,
- engine maintenance manual,
- engine overhaul manual.

2.8. Incoming conditions

The contract should specify in which condition the aircraft should be made available to the maintenance organisation. For extensive maintenance, it may be beneficial that a work scope planning meeting be organised so that the tasks to be performed may be commonly agreed (see also paragraph 2.23 'Meetings').

2.9. Airworthiness directives and service bulletins/modifications

The contract should specify the information that the CAMO is responsible to provide to the maintenance organisation, such as:

- the status of the ADs including due date and the selected means of compliance, if applicable; and
- status of modifications and the decision to embody a modification or an SB.

In addition, the contract should specify the type of information the CAMO will need in return to complete the control of ADs and modification status.

2.10. Hours and cycles control

Hours and cycles control is the responsibility of the CAMO, and the contract should specify how the CAMO should provide the current hours and cycles to the maintenance organisation and whether the maintenance organisation should receive the current flight hours and cycles on a regular basis so that it may update the records for its own planning functions (see also paragraph 2.22 'Exchange of information').

2.11. Life-limited parts and time-controlled components

The control of life-limited parts and time-controlled components is the responsibility of the CAMO. The contract should specify whether the CAMO should provide the status of life-limited parts and time-controlled components to the maintenance organisation, and the information that the approved organisation will have to provide to the CAMO about the removal/installation of the life-limited parts and time-controlled components removal/installation so that the CAMO may update its records (see also paragraph 2.22 'Exchange of information').

2.12. Supply of parts

The contract should specify whether a particular type of material or component is supplied by the CAMO or by the maintenance organisation, which type of component is pooled, etc. The contract should clearly state that it is the maintenance organisation's responsibility to be in any case satisfied that the component in question meets the approved data/standard and to ensure that the aircraft component is in a satisfactory condition for installation. Additional guidance on the acceptance of components is provided in [M.A.402](#) and [145.A.42](#).

2.13. Pooled parts at line stations

If applicable, the contract should specify how the subject of pooled parts at line stations should be addressed.

2.14. Scheduled maintenance

For planning scheduled maintenance checks, the support documentation to be given to the maintenance organisation should be specified. This may include but is not limited to:

- applicable work package, including job cards;
- scheduled component removal list;
- modifications to be incorporated.

When the maintenance organisation determines, for any reason, to defer a maintenance task, it has to be formally agreed with the CAMO. If the deferment goes beyond an approved limit, please refer to paragraph 2.17 'Deviation from the maintenance schedule'. This should be addressed, where applicable, in the maintenance contract.

2.15. Unscheduled maintenance/defect rectification

The contract should specify to which level the maintenance organisation may rectify a defect without reference to the CAMO. It should describe, as a minimum, the management of approval of repairs and the incorporation of major repairs. The deferment of any defect rectification should be submitted to the CAMO.

2.16. Deferred tasks

See paragraphs 2.14 and 2.15 above, as well as [145.A.50\(e\)](#) and [M.A.801\(g\)](#). In addition, for aircraft line and base maintenance, the use of the operator's MEL and the liaison with the CAMO in case of a defect that cannot be rectified at the line station should be addressed.

2.17. Deviation from the maintenance schedule

Deviations from the maintenance schedule have to be managed by the CAMO in accordance with the procedures established in the maintenance programme. The contract should specify the support the maintenance organisation may provide to the operator in order to substantiate the deviation request.

2.18. Maintenance check flight

If any maintenance check flight is required after aircraft maintenance, it should be performed in accordance with the procedures established in the continuing airworthiness management exposition or the operator's manual.

2.19. Bench test

The contract should specify the acceptability criterion and whether a representative of the CAMO should witness an engine undergoing test.

2.20. Release to service documentation

The release to service has to be performed by the maintenance organisation in accordance with its maintenance organisation procedures. The contract should, however, specify which support forms have to be used (aircraft technical log, maintenance organisation's release format, etc.) and the documentation that the maintenance organisation should provide to the CAMO upon delivery of the aircraft. This may include but is not limited to:

- certificate of release to service,
- flight test report,
- list of modifications embodied,
- list of repairs,
- list of ADs accomplished,
- maintenance visit report,
- test bench report.

2.21. Maintenance record-keeping

The CAMO may subcontract the maintenance organisation to retain some of the maintenance records required by [Part-M Subpart C](#). This means that the CAMO subcontracts under its quality system part of its record-keeping tasks and, therefore, the provisions of [M.A.711\(a\)\(3\)](#) apply.

2.22. Exchange of information

Each time exchange of information between the CAMO and the maintenance organisation is necessary, the contract should specify what information should be provided and when (i.e. in which case or at what frequency), how, by whom and to whom it has to be transmitted.

2.23. Meetings

The maintenance contract should include the provision for a certain number of meetings to be held between the CAMO and the maintenance organisation.

2.23.1. Contract review

Before the contract is enforced, it is very important that the technical personnel of both parties, that are involved in the fulfilment of the contract, meet in order to be sure that every point leads to a common understanding of the duties of both parties

2.23.2. Work scope planning meeting

Work scope planning meetings may be organised so that the tasks to be performed may be commonly agreed.

2.23.3. Technical meeting

Scheduled meetings may be organised in order to review on a regular basis technical matters such as ADs, SBs, future modifications, major defects found during maintenance check, aircraft and component reliability, etc.

2.23.4. Quality meeting

Quality meetings may be organised in order to examine matters raised by the CAMO's quality surveillance and to agree upon necessary corrective actions.

2.23.5. Reliability meeting

When a reliability programme exists, the contract should specify the CAMO's and maintenance organisation's respective involvement in that programme, including the participation in reliability meetings.

Appendix XII to AMC M.A.706(f) and AMC1 M.B.102(c) — Fuel tank safety training

ED Decision 2021/009/R

This appendix includes general instructions for providing training on Fuel Tank Safety issues.

A) Effectivity:

- Large aeroplanes as defined in Decision 2003/11/RM of the Executive Director of the Agency (CS-25) and certified after 1 January 1958 with a maximum type certified passenger capacity of 30 or more or a maximum certified payload capacity of 7500 lbs (3402 kg) cargo or more, and
- Large aeroplanes as defined in Decision 2003/11/RM of the Executive Director of the Agency (CS-25) which contains CS-25 amendment 1 or later in their certification basis.

B) Affected organisations:

- CAMOs involved in the continuing airworthiness management of aeroplanes specified in paragraph A).
- Competent authorities responsible for the oversight as per M.B.704 of aeroplanes specified in paragraph A) and for the oversight of the CAMOs specified in this paragraph B).

C) Persons from affected organisations who should receive training:

Phase 1 only:

- The quality manager and quality personnel.
- Personnel of the competent authorities responsible for the oversight as per M.B.704 of aeroplanes specified in paragraph A) and in the oversight of CAMOs specified in paragraph B).

Phase 1 + Phase 2 + Continuation training:

- Personnel of the CAMO involved in the management and review of the continuing airworthiness of aircraft specified in paragraph A);

D) General requirements of the training courses

Phase 1 – Awareness

The training should be carried out before the person starts to work without supervision but not later than 6 months after joining the organisation. The persons who have already attended the Level 1 Familiarisation course in compliance with ED Decision 2007/001/R Appendix XII are already in compliance with Phase 1.

Type: Should be an awareness course with the principal elements of the subject. It may take the form of a training bulletin, or other self-study or informative session. Signature of the reader is required to ensure that the person has passed the training.

Level: It should be a course at the level of familiarisation with the principal elements of the subject.

Objectives:

The trainee should, after the completion of the training:

1. Be familiar with the basic elements of the fuel tank safety issues.
2. Be able to give a simple description of the historical background and the elements requiring a safety consideration, using common words and showing examples of non-conformities.
3. Be able to use typical terms.

Content: The course should include:

- a short background showing examples of FTS accidents or incidents,
- the description of concept of fuel tank safety and CDCCL,
- some examples of manufacturers documents showing CDCCL items,
- typical examples of FTS defects,
- some examples of TC holders repair data
- some examples of maintenance instructions for inspection.

Phase 2 - Detailed training

A flexible period may be allowed by the competent authorities to allow organisations to set the necessary courses and impart the training to the personnel, taking into account the organisation's training schemes/means/practices. This flexible period should not extend beyond 31 December 2010.

The persons who have already attended the Level 2 Detailed training course in compliance with ED Decision 2007/001/R Appendix XII either from a CAMO or from a Part-147 training organisation are already in compliance with Phase 2 with the exception of continuation training.

Staff should have received Phase 2 training by 31 December 2010 or within 12 months of joining the organization, whichever comes later.

Type: Should be a more in-depth internal or external course. It should not take the form of a training bulletin or other self-study. An examination should be required at the end, which should be in the form of a multi choice question, and the pass mark of the examination should be 75%.

Level: It should be a detailed course on the theoretical and practical elements of the subject.

The training may be made either:

- in appropriate facilities containing examples of components, systems and parts affected by Fuel Tank Safety (FTS) issues. The use of films, pictures and practical examples on FTS is recommended; or
- by attending a distance course (e-learning or computer based training) including a film when such film meets the intent of the objectives and content here below. An e-learning or computer based training should meet the following criteria:
 - A continuous evaluation process should ensure the effectiveness of the training and its relevance;
 - Some questions at intermediate steps of the training should be proposed to ensure that the trainee is authorized to move to the next step;

- The content and results of examinations should be recorded;
- Access to an instructor in person or at distance should be possible in case support is needed.

A duration of 8 hours for phase 2 is an acceptable compliance.

When the course is provided in a classroom, the instructor should be very familiar with the data in Objectives and Guidelines. To be familiar, an instructor should have attended himself a similar course in a classroom and made additionally some lecture of related subjects.

Objectives:

The attendant should, after the completion of the training:

- have knowledge of the history of events related to fuel tank safety issues and the theoretical and practical elements of the subject, have an overview of the FAA regulations known as SFAR (Special FAR) 88 of the FAA and of JAA Temporary Guidance Leaflet TGL 47, be able to give a detailed description of the concept of fuel tank system ALI (including Critical Design Configuration Control Limitations CDCCL, and using theoretical fundamentals and specific examples;
- have the capacity to combine and apply the separate elements of knowledge in a logical and comprehensive manner;
- have knowledge on how the above items affect the aircraft;
- be able to identify the components or parts or the aircraft subject to FTS from the manufacturer's documentation,
- be able to plan the action or apply a Service Bulletin and an Airworthiness Directive.

Content: Following the guidelines described in paragraph E).

Continuation training:

The organisation should ensure that the continuation training is performed in each two years period. The syllabus of the training programme referred to in the Training policy of the Continuing Airworthiness Management Exposition (CAME) should contain the additional syllabus for this continuation training.

The continuation training may be combined with the phase 2 training in a classroom or at distance.

The continuing training should be updated when new instructions are issued which are related to the material, tools, documentation and manufacturer's or competent authority's directives.

E) Guidelines for preparing the content of Phase 2 courses.

The following guidelines should be taken into consideration when the phase 2 training programme are being established:

- a) understanding of the background and the concept of fuel tank safety,
- b) how the mechanics can recognise, interpret and handle the improvements in the instructions for continuing airworthiness that have been made or are being made regarding fuel tank systems,
- c) awareness of any hazards especially when working on the fuel system, and when the Flammability Reduction System using nitrogen is installed.

Paragraphs a), b) and c) above should be introduced in the training programme addressing the following issues:

- i) The theoretical background behind the risk of fuel tank safety: the explosions of mixtures of fuel and air, the behaviour of those mixtures in an aviation environment, the effects of temperature and pressure, energy needed for ignition, etc., the 'fire triangle', - Explain 2 concepts to prevent explosions:
 - (1) ignition source prevention and
 - (2) flammability reduction,
- ii) The major accidents related to fuel tank systems, the accident investigations and their conclusions,
- iii) SFAR 88 of the FAA and JAA Interim Policy INT POL 25/12: ignition prevention program initiatives and goals, to identify unsafe conditions and to correct them, to systematically improve fuel tank maintenance),
- iv) Explain briefly the concepts that are being used: the results of SFAR 88 of the FAA and JAA INT/POL 25/12: modifications, airworthiness limitations items and CDCCL,
- v) Where relevant information can be found and how to use and interpret this information in the applicable maintenance data as defined in [M.A.401\(b\)](#),
- vi) Fuel Tank Safety during maintenance: fuel tank entry and exit procedures, clean working environment, what is meant by configuration control, wire separation, bonding of components etc.,
- vii) Flammability reduction systems when installed: reason for their presence, their effects, the hazards of a Flammability Reduction System (FRS) using nitrogen for maintenance, safety precautions in maintenance/working with an FRS,
- viii) Recording maintenance actions, recording measures and results of inspections.

The training should include a representative number of examples of defects and the associated repairs as required by the TC/STC holders maintenance data.

F) Approval of training

For CAMOs the approval of the initial and continuation training programme and the content of the examination can be achieved by the change of the CAME exposition. The modification of the CAME should be approved as required by M.A.704(b). The necessary changes to the CAME to meet the content of this decision should be made and implemented at the time requested by the competent authority.

Appendix XIII to AMC M.A.712(f) — Organisational review

ED Decision 2020/002/R

The following text provides relevant information for conducting organisational reviews in accordance with [M.A.712](#) for the particular case of a CAMO working on aircraft subject to Part-M.

Organisational reviews may replace a full quality system in accordance with the provisions of [M.A.712\(f\)](#) and [AMC M.A.712\(f\)](#) and as described in the continuing airworthiness management exposition (CAME)

Depending on the complexity of the small organisation (number and type of aircraft, number of different fleets, privilege to perform airworthiness reviews, etc.), the organisational review system may vary from a system using the principles and practices of a quality system (except for the requirement of independence) to a simplified system adapted to the low complexity of the organisation and the aircraft managed.

As a core minimum, the organisational review system should have the following features, which should be described in the CAME:

- a. Identification of the person responsible for the organisational review programme:
By default, this person should be the accountable manager, unless he delegates this responsibility to (one of) the [M.A.706\(c\)](#) person(s).
- b. Identification and qualification criteria for the person(s) responsible for performing the organisational reviews:
These persons should have a thorough knowledge of the regulations and of the continuing airworthiness management organisation (CAMO) procedures. They should also have knowledge of audits, acquired through training or through experience (preferably as an auditor, but also possibly because they actively participated in several audits conducted by the competent authority).
- c. Elaboration of the organisational review programme:
 - Checklist(s) covering all items necessary to be satisfied that the organisation delivers a safe product and complies with the regulation. All procedures described in the CAME should be addressed.
 - A schedule for the accomplishment of the checklist items. Each item should be checked at least every 12 months. The organisation may choose to conduct one full review annually or to conduct several partial reviews.
- d. Performance of organisational reviews:
Each checklist item should be answered using an appropriate combination of:
 - review of records, documentation, etc.
 - sample check of aircraft under contract.
 - interview of personnel involved.
 - review of discrepancies and difficulty internal reports (e.g., notified difficulties in using current procedures and tools, systematic deviations from procedures, etc.).
 - review of complaints filed by customers.

- e. Management of findings and occurrence reports:
- All findings should be recorded and notified to the affected persons.
 - All level 1 findings, in the sense of [M.A.716\(a\)](#), should be immediately notified to the competent authority and all necessary actions on aircraft in service should be immediately taken.
 - All occurrence reports should be reviewed with the aim for continuous improvement of the system by identifying possible corrective and preventive actions. This should be done in order to find prior indicators (e.g., notified difficulties in using current procedures and tools, systematic deviations from procedures, unsafe behaviours, etc.), and dismissed alerts that, had they been recognised and appropriately managed before the event, could have resulted in the undesired event being prevented.
 - Corrective and preventive actions should be approved by the person responsible for the organisational review programme and implemented within a specified time frame.
 - Once the person responsible for the organisational review programme is satisfied that the corrective action is effective, closure of the finding should be recorded along with a summary of the corrective action.
 - The accountable manager should be notified of all significant findings and, on a regular basis, of the global results of the organisational review programme.

Following is a typical example of a simplified organisational review checklist, **to be adapted as necessary to cover the CAME procedures:**

1 – Scope of work

- All aircraft under contract are covered in the [Form 14](#).
- The scope of work in the CAME does not disagree with the [Form 14](#).
- No work has been performed outside the scope of the [Form 14](#) and the CAME.
- Is it justified to retain in the approved scope of work aircraft types for which the organisation has no longer aircraft under contract?

2 – Airworthiness situation of the fleet

- Does the continuing airworthiness status (AD, maintenance programme, life limited components, deferred maintenance, ARC validity) show any expired items? If so, are the aircraft grounded?

3 – Aircraft maintenance programme

- Check that all revisions to the TC/STC holders Instructions for Continuing Airworthiness, since the last review, have been (or are planned to be) incorporated in the maintenance programme, unless otherwise approved by the Competent Authority.
- Has the maintenance programme been revised to take into account all modifications or repairs impacting the maintenance programme?
- Have all maintenance programme amendments been approved at the right level (competent authority or indirect approval)?
- Does the status of compliance with the maintenance programme reflect the latest approved maintenance programme?

- Has the use of maintenance programme deviations and tolerances been properly managed and approved?

4 – Airworthiness Directives (and other mandatory measures issued by the competent authority)

- Have all ADs issued since the last review been incorporated into the AD status?
- Does the AD status correctly reflect the AD content: applicability, compliance date, periodicity...? (sample check on ADs)

5 – Modifications/repairs

- Are all modifications/repairs listed in the corresponding status approved in accordance with [M.A.304](#)? (sample check on modifications/repairs)
- Have all the modifications/repairs which have been installed since the last review been incorporated in the corresponding status? (sample check from the aircraft/component logbooks)

6 – Relations with the owners/operators

- Has a contract (in accordance with [Appendix I to Part-M](#)) been signed with each external owner/operator, covering all the aircraft whose airworthiness is managed by the CAMO?
- Have the owners/operators under contract fulfilled their obligations identified in the contract? As appropriate:
 - Are the pre-flight checks correctly performed? (interview of pilots)
 - Are the technical log or equivalent correctly used (record of flight hours/cycles, defects reported by the pilot, identification of what maintenance is next due etc.)?
 - Did flights occur with overdue maintenance or with defects not properly rectified or deferred? (sample check from the aircraft records)
 - Has maintenance been performed without notifying the CAMO (sample check from the aircraft records, interview of the owner/operator)?

7 – Personnel

- Check that the current accountable manager and other nominated persons are correctly identified in the approved CAME.
- If the number of personnel has decreased or if the activity has increased, check that the organisation still has sufficient staff.
- Check that the qualification of all new personnel (or personnel with new functions) has been appropriately assessed.
- Check that the staff has been trained, as necessary, to cover changes in:
 - regulations,
 - competent authority publications,
 - the CAME and associated procedures,
 - the approved scope of work,
 - maintenance data (significant ADs, SBs, ICA amendments, etc.).

8 – Maintenance contracted

- Sample check of maintenance records:
 - Existence and adequacy of the work order,
 - Data received from the maintenance organisation:
 - Valid CRS including any deferred maintenance
 - List of removed and installed equipment and copy of the associated [Form 1](#) or equivalent.
- Obtain a copy of the current approval certificate (Form 3) of the maintenance organisations contracted.

9 – Technical records and record-keeping

- Have the certificates ([Form 1](#) and Conformity certificates) been properly collected and recorded?
- Perform a sample check of technical records to ensure completeness and storage during the appropriate periods.
- Is storage of computerised data properly ensured?

10 – Occurrence reporting procedures

- Check that reporting is properly performed,
- Actions taken and recorded.

11 – Airworthiness review

ANNEX II (PART-145)

GENERAL

145.1 Competent authority

Regulation (EU) 2021/1963

For the purpose of this Annex, the competent authority shall be:

1. for organisations that have their principal place of business in a territory for which a Member State is responsible under the Convention on International Civil Aviation, signed in Chicago on 7 December 1944 (“the Chicago Convention”), the authority designated by that Member State, or by another Member State in accordance with Article 64 of Regulation (EU) 2018/1139, or the Agency if the responsibility has been reallocated to the Agency in accordance with Articles 64 or 65 of Regulation (EU) 2018/1139; or
2. for organisations that have their principal place of business outside a territory for which a Member State is responsible under the Chicago Convention, the Agency.

GM1 to Annex II (Part-145) Definitions

ED Decision 2022/011/R

For the purpose of the AMC & GM to Part-145, the following definitions are used:

Audit	refers to a systematic, independent, and documented process for obtaining evidence, and evaluating it objectively to determine the extent to which requirements are complied with. <i>Note: Audits may include inspections.</i>
Assessment	in the context of management system performance monitoring, continuous improvement and oversight, refers to a planned and documented activity performed by competent personnel to evaluate and analyse the achieved level of performance and maturity in relation to the organisation’s policy and objectives. <i>Note: An assessment focuses on desirable outcomes and the overall performance, looking at the organisation as a whole. The main objective of the assessment is to identify the strengths and weaknesses to drive continual improvement.</i> <i>Remark: For ‘risk assessment’, please refer to the definition below.</i>
Base maintenance	Ref. AMC1 145.A.10
Base maintenance hangar	refers to a closed facility that can house an aircraft and protect it from environmental conditions.
Competency	is a combination of individual skills, practical and theoretical knowledge, attitude, training, and experience.
Correction	is the action to eliminate a detected non-compliance.
Corrective action	is the action to eliminate or mitigate the root cause(s) and prevent the recurrence of an existing detected non-compliance, or other undesirable conditions or situations. Proper determination of the root cause(s) is crucial for defining effective corrective actions to prevent reoccurrence.

Error	<p>is an action or inaction by a person that may lead to deviations from accepted procedures or regulations.</p> <p><i>Note: Errors are often associated with occasions when a planned sequence of mental or physical activities either fails to achieve its intended outcome, or is not appropriate with regard to the intended outcome, and when results cannot be attributed purely to chance.</i></p>
Fatigue	<p>is a physiological state of reduced mental or physical performance capability resulting from sleep loss or extended wakefulness, circadian phase, or workload (mental and/or physical activity) that can impair a person's alertness and ability to safely perform his or her tasks.</p>
Hazard	<p>is a condition or an object with the potential to cause or contribute to an aircraft incident or accident.</p>
Human factors	<p>is anything that affects human performance, which means principles that apply to aeronautical activities, and which seek safe interface between the human and other system components by proper consideration of human performance.</p>
Human performance	<p>refers to human capabilities and limitations which have an impact on the safety and efficiency of aeronautical activities.</p>
Inspection	<p>in the context of compliance monitoring and oversight, refers to an independent documented conformity evaluation by observation and judgement accompanied, as appropriate, by measurement, testing or gauging, in order to verify compliance with applicable requirements.</p> <p><i>Note: Inspection may be part of an audit (e.g. product audit), but may also be conducted outside of the normal audit plan; for example, to verify closure of a particular finding.</i></p>
Just culture	<p>Ref. Regulation (EU) No 376/2014, Article 2.</p>
Line maintenance	<p>Ref. AMC1 145.A.10</p>
Near miss	<p>is an event in which an occurrence to be mandatorily reported according to Regulation (EU) No 376/2014 was narrowly averted or avoided.</p> <p><i>Example: A mechanic on rechecking his or her work at the end of a task realises that one work card step was not properly carried out.</i></p>
Organisational factor	<p>is a condition that affects the effectiveness of safety risk controls, related to the culture, policies, processes, resources, and workplace of an organisation.</p>
Oversight planning cycle	<p>refers to the time frame within which all areas of the approval and all processes should be reviewed by the competent authority by means of audits and inspections.</p>
Oversight programme	<p>refers to the detailed oversight schedule that defines the number of audits and inspections, the scope and duration of each audit and inspection, including details of product audits and locations, as appropriate, to be performed by the competent authority, and the tentative time frame for performing each audit and inspection.</p>
Preventive action	<p>is the action to eliminate the cause of a potential non-compliance or other undesirable potential situations.</p>
Risk assessment	<p>is an evaluation based on engineering and operational judgement and/or analysis methods in order to establish whether the achieved or perceived risk is acceptable or tolerable.</p>
Safety culture	<p>is an enduring set of values, norms, attitudes, and practices within an organisation concerned with minimising the exposure of the workforce and the general public to</p>

	dangerous or hazardous conditions. In a positive safety culture, a shared concern for, commitment to, and accountability for safety is promoted.
Safety risk	refers to the predicted probability and severity of the consequences or outcomes of a hazard.
Safety training	<p>refers to dedicated training to support safety management policies and processes, including human factors training.</p> <p><i>Note: The main purpose of the safety training programme is to ensure that personnel at all levels of the organisation maintain their competency to fulfil their roles safely. Safety training should, in particular, consider the safety knowledge derived from hazard identification and risk management processes, and support the fostering of a positive safety culture.</i></p> <p><i>Note: Safety management training refers to specific training for the staff involved in safety management functions in accordance with point 145.A.30(ca) or 145.A.200(a)(3).</i></p>
Working days	refer to days between and including Monday to Friday, not including public holidays.

SECTION A — TECHNICAL AND ORGANISATION REQUIREMENTS

145.A.10 Scope

Regulation (EU) 2021/1963

This Section establishes the requirements to be met by an organisation to qualify for the issue or continuation of an approval certificate for the maintenance of aircraft and components.

AMC1 145.A.10 Scope

ED Decision 2022/011/R

LINE MAINTENANCE AND BASE MAINTENANCE

- (a) 'Line maintenance' refers to limited maintenance for the aircraft suitable to be carried out whilst the aircraft remains in the air operation environment.

Line maintenance may include:

- trouble shooting;
- defect rectification;
- component replacement with use of external test equipment if required. Component replacement may include components such as engines and propellers;
- maintenance that will detect obvious unsatisfactory conditions/discrepancies/malfunctions, but does not require extensive in-depth inspection. It may also include internal structure, systems and powerplant items which are visible through quick opening access panels/doors/ports;
- repairs, modifications and other maintenance tasks which do not require extensive disassembly and can be accomplished by simple means.

- (b) 'Base maintenance' refers to any maintenance for the aircraft other than line maintenance.

- (c) Organisations maintaining aircraft should have a procedure to determine whether the tasks or groups of tasks to be carried out fall under the line maintenance or base maintenance scope of the organisation, with due regard to the expected duration of the maintenance, number and type of tasks, shifts and disciplines involved, work environment, etc.

For temporary or occasional cases, the organisation may also have a procedure which allows, subject to a task assessment (including all relevant aspects and conditions), to conduct a base maintenance task under line maintenance environment.

- (d) In particular, maintenance tasks of aircraft subject to 'progressive' or 'equalised' maintenance programmes should be individually assessed in respect of such procedure to ensure that all the tasks within the particular check can be carried out safely and to the required standards at the designated line maintenance station.

GM1 145.A.10 Scope

ED Decision 2022/011/R

SMALL ORGANISATIONS

This Guidance Material (GM) provides guidance on how the following small organisations satisfy the intent of [Part-145](#):

- (a) Organisations that only employ one person, who carries out the certification function and other functions, and that are approved under [Part-145](#) may use the alternatives provided below limited to the following terms of approval:
- **Class A2** Base and line maintenance of aeroplanes of 5 700 kg maximum take-off mass (MTOM) or less (with piston engines only)
 - **Class A3** Base and line maintenance of single-engined helicopters of 3 175 kg MTOM or less
 - **Class A4** Aircraft other than A1, A2 and A3 aircraft
 - **Class B2** Piston engines with maximum output of less than 450 HP
 - **Class C** Components
 - **Class D1** Non-destructive testing

[145.A.30\(b\)](#): The minimum requirement is for one full-time person who meets the [Part-66](#) requirements for certifying staff and holds the position of ‘accountable manager, safety manager, maintenance engineer and is also certifying staff and, if applicable, airworthiness review staff’. No other person may issue a certificate of release to service and therefore if that person is absent, no maintenance may be released during such absence.

- (1) The independent audit element of the compliance monitoring function of point [145.A.200\(a\)\(6\)](#) may be subcontracted to an appropriate organisation approved under [Part-145](#) or contracted to a person with appropriate technical knowledge and extensive experience of audits, working under the management system of the organisation, with the agreement of the competent authority.

Note: ‘Full-time’ for the purpose of [Part-145](#) means not less than 35 hrs per week except during vacation periods.

- (2) [145.A.35](#). In the case of an approval based on one person using an independent audit monitoring arrangement as referred to in point (1), the requirement for a record of certifying staff is satisfied by the submission to and acceptance by the competent authority of the MOE. With only one person, the requirement for a separate record of authorisation is unnecessary because the EASA Form 3 certificate defines the authorisation. An appropriate statement, to reflect this situation, should be included in the exposition.
- (3) [145.A.200\(a\)\(6\)](#). It is the responsibility of the organisation or person referred to in point (1) to make a minimum of two on-site audits every year, and it is the responsibility of this organisation or person to carry out these activities on the basis of one pre-announced visit and one unannounced visit to the maintenance organisation.

It is the responsibility of the [Part-145](#) organisation to ensure that effective implementation of all corrective actions takes place.

- (b) Recommended operating procedure for a [Part-145](#) organisation based upon up to 10 persons involved in maintenance.
- (1) [145.A.30\(b\)](#) and [145.A.30\(c\)](#): The normal minimum requirement is for the employment on a full-time basis of two persons who meet the applicable requirements for certifying staff, whereby one holds the position of ‘maintenance engineer’ and the other holds the position of ‘compliance monitoring engineer’.

Either person can assume the responsibilities of the accountable manager and safety manager provided that they can comply in full with the applicable elements of points [145.A.30\(a\)](#) and [145.A.30\(ca\)](#), but the ‘maintenance engineer’ is the certifying person in order to retain the independence of the ‘compliance monitoring engineer’ to carry out audits. Nothing prevents either engineer from undertaking maintenance tasks provided that the ‘maintenance engineer’ issues the certificate of release to service. This ‘maintenance engineer’ may also be nominated as airworthiness review staff to carry out airworthiness reviews and to issue the corresponding airworthiness review certificate for aircraft for which Part-ML applies in accordance with [ML.A.903](#).

The ‘compliance monitoring engineer’ should have similar qualifications and status to the ‘maintenance engineer’ for reasons of credibility, unless he/she has a proven track record in aircraft compliance monitoring, in which case some reduction in the extent of his or her maintenance qualifications may be permitted.

In cases where the competent authority agrees that it is not practical for the organisation to nominate a person responsible for the independent audit of the compliance monitoring function, this element may be arranged in accordance with point (a)(1).

145.A.15 Application for an organisation certificate

Regulation (EU) 2021/1963

- (a) An application for a certificate or an amendment to an existing certificate in accordance with this Annex shall be made in a form and manner established by the competent authority, taking into account the applicable requirements of [Annex I \(Part-M\)](#), [Annex Vb \(Part-ML\)](#) and this Annex.
- (b) Applicants for an initial certificate pursuant to this Annex shall provide the competent authority with:
1. the results of a pre-audit performed by the organisation against the applicable requirements provided for in [Annex I \(Part-M\)](#), [Annex Vb \(Part-ML\)](#) and this Annex;
 2. documentation demonstrating how they will comply with the requirements established in this Regulation.

AMC1 145.A.15 Application for an organisation certificate

ED Decision 2022/011/R

An application should be made on an [EASA Form 2](#) (refer to [Appendix III to AMC1 145.A.15](#)) or an equivalent form that is acceptable to the competent authority.

EASA Form 2 is valid for the application for other types of organisations pursuant to Regulation (EU) No 1321/2014. Organisations that apply for several certificates may do so using a single EASA Form 2.

AMC2 145.A.15 Application for an organisation certificate

ED Decision 2022/011/R

GENERAL

- (a) Draft documents should be submitted at the earliest opportunity so that the assessment of the application can begin. The initial certification or approval of changes cannot take place until the competent authority has received the completed documents.
- (b) This information, including the results of the pre-audit specified in point [145.A.15\(b\)\(1\)](#), will enable the competent authority to conduct its assessment in order to determine the volume of certification and oversight work that is necessary, and the locations where it will be carried out.
- (c) The intent of the internal pre-audit referred to in point [145.A.15\(b\)\(1\)](#) is to ensure that the organisation has internally verified its compliance with the Regulation. This should allow the organisation to demonstrate to the competent authority the extent to which the applicable requirements are complied with, and to provide assurance that the organisation management system (including compliance monitoring system) is established to a level that is sufficient to perform maintenance activities.

145.A.20 Terms of approval and scope of work

Regulation (EU) 2021/1963

- (a) The organisation's scope of work shall be specified in the maintenance organisation exposition (MOE) in accordance with point [145.A.70](#).
- (b) The organisation shall comply with the terms of approval attached to the organisation certificate issued by the competent authority, and with the scope of work specified in the MOE.

AMC1 145.A.20 Terms of approval and scope of work

ED Decision 2022/011/R

The following table identifies the ATA Specification 2200 chapter for the category C component rating. If the maintenance manual (or equivalent document) does not follow the ATA Chapters, the corresponding subjects still apply to the applicable C rating.

CLASS	RATING	ATA CHAPTERS
COMPONENTS OTHER THAN COMPLETE ENGINES OR APUs	C1 Air Cond & Press	21
	C2 Auto Flight	22
	C3 Comms and Nav	23 - 34
	C4 Doors - Hatches	52
	C5 Electrical Power & Lights	24 – 33 - 85
	C6 Equipment	25 - 38 - 44 – 45 - 50
	C7 Engine – APU	49 - 71 - 72 - 73 - 74 - 75 - 76 - 77 - 78 - 79 - 80 - 81 - 82 - 83
	C8 Flight Controls	27 - 55 - 57.40 - 57.50 - 57.60 - 57.70
	C9 Fuel	28 - 47
	C10 Helicopters - Rotors	62 - 64 - 66 - 67
	C11 Helicopter - Trans	63 - 65
	C12 Hydraulic Power	29
	C13 Indicating/Recording Systems	31 – 42 - 46
	C14 Landing Gear	32

CLASS	RATING	ATA CHAPTERS
	C15 Oxygen	35
	C16 Propellers	61
	C17 Pneumatic & Vacuum	36 - 37
	C18 Protection ice/rain/fire	26 - 30
	C19 Windows	56
	C20 Structural	53 - 54 - 57.10 - 57.20 - 57.30
	C21 Water Ballast	41
	C22 Propulsion Augmentation	84

AMC2 145.A.20 Terms of approval and scope of work

ED Decision 2022/011/R

Facilities such as stores, line stations, component or subcontractors workshops that are not located together with the main facilities of the organisation may be covered by the organisation approval without being identified on the organisation certificate, provided that the MOE identifies these facilities and contains procedures to control such facilities, and the competent authority is satisfied that they form an integral part of the approved maintenance organisation.

145.A.25 Facility requirements

Regulation (EU) No 1321/2014

The organisation shall ensure that:

- (a) Facilities are provided appropriate for all planned work, ensuring in particular, protection from the weather elements. Specialised workshops and bays are segregated as appropriate, to ensure that environmental and work area contamination is unlikely to occur.
 1. For base maintenance of aircraft, aircraft hangars are both available and large enough to accommodate aircraft on planned base maintenance;
 2. For component maintenance, component workshops are large enough to accommodate the components on planned maintenance.
- (b) Office accommodation is provided for the management of the planned work referred to in point (a), and certifying staff so that they can carry out their designated tasks in a manner that contributes to good aircraft maintenance standards.
- (c) The working environment including aircraft hangars, component workshops and office accommodation is appropriate for the task carried out and in particular special requirements observed. Unless otherwise dictated by the particular task environment, the working environment must be such that the effectiveness of personnel is not impaired:
 1. temperatures must be maintained such that personnel can carry out required tasks without undue discomfort.
 2. dust and any other airborne contamination are kept to a minimum and not be permitted to reach a level in the work task area where visible aircraft/component surface contamination is evident. Where dust/other airborne contamination results in visible surface contamination, all susceptible systems are sealed until acceptable conditions are re-established.

3. lighting is such as to ensure each inspection and maintenance task can be carried out in an effective manner.
 4. noise shall not distract personnel from carrying out inspection tasks. Where it is impractical to control the noise source, such personnel are provided with the necessary personal equipment to stop excessive noise causing distraction during inspection tasks.
 5. where a particular maintenance task requires the application of specific environmental conditions different to the foregoing, then such conditions are observed. Specific conditions are identified in the maintenance data.
 6. the working environment for line maintenance is such that the particular maintenance or inspection task can be carried out without undue distraction. Therefore where the working environment deteriorates to an unacceptable level in respect of temperature, moisture, hail, ice, snow, wind, light, dust/other airborne contamination, the particular maintenance or inspection tasks must be suspended until satisfactory conditions are re-established.
- (d) Secure storage facilities are provided for components, equipment, tools and material. Storage conditions ensure segregation of serviceable components and material from unserviceable aircraft components, material, equipment and tools. The conditions of storage are in accordance with the manufacturer's instructions to prevent deterioration and damage of stored items. Access to storage facilities is restricted to authorised personnel.

AMC1 145.A.25(a) Facility requirements

ED Decision 2022/011/R

1. Where the hangar is not owned by the organisation, it may be necessary to establish proof of tenancy. In addition, sufficiency of hangar space to carry out planned base maintenance should be demonstrated by the preparation of a projected aircraft hangar visit plan relative to the intended maintenance activities. The aircraft hangar visit plan should be updated on a regular basis.
2. Protection from the weather elements relates to the normal prevailing local weather elements that are expected throughout any twelve month period. Aircraft hangar and component workshop structures should prevent the ingress of rain, hail, ice, snow, wind and dust etc. Aircraft hangar and component workshop floors should be sealed to minimise dust generation.
3. For line maintenance of aircraft, hangars are not essential but it is recommended that access to hangar accommodation be demonstrated for usage during inclement weather for minor scheduled work and lengthy defect rectification.
4. Subject to a risk assessment and agreement by the competent authority, the organisation may use facilities at the approved location other than a base maintenance hangar for certain aircraft base maintenance tasks, provided that those facilities offer levels of weather and environmental protection that are equivalent to those of a base maintenance hangar, as well as a suitable working environment for the particular work package. This does not exempt an organisation from the requirement to have a base maintenance hangar in order to be approved to conduct base maintenance at a given location.

AMC 145.A.25(b) Facility requirements

ED Decision 2015/029/R

It is acceptable to combine any or all of the office accommodation requirements into one office subject to the staff having sufficient room to carry out the assigned tasks.

In addition, as part of the office accommodation, aircraft maintenance staff should be provided with an area where they may study maintenance instructions and complete maintenance records in a proper manner.

AMC 145.A.25(d) Facility requirements

ED Decision 2015/029/R

1. Storage facilities for serviceable aircraft components should be clean, well-ventilated and maintained at a constant dry temperature to minimise the effects of condensation. Manufacturer's storage recommendations should be followed for those aircraft components identified in such published recommendations.
2. Storage racks should be strong enough to hold aircraft components and provide sufficient support for large aircraft components such that the component is not distorted during storage.
3. All aircraft components, wherever practicable, should remain packaged in protective material to minimise damage and corrosion during storage.

145.A.30 Personnel requirements

Regulation (EU) 2021/1963

- (a) The organisation shall appoint an accountable manager that has corporate authority to ensure that all maintenance activities of the organisation can be financed and carried out in accordance with Regulation (EU) 2018/1139 and its delegated and implementing acts. The accountable manager shall:
1. ensure that all necessary resources are available to accomplish maintenance in accordance with this Annex, [Annex I \(Part-M\)](#) and [Annex Vb \(Part-ML\)](#), as applicable, to support the organisation certificate;
 2. establish and promote the safety policy specified in point [145.A.200\(a\)\(2\)](#);
 3. demonstrate a basic understanding of this Regulation.

Regulation (EU) 2021/1963

- (b) The accountable manager shall nominate a person or group of persons representing the management structure for the maintenance functions and with the responsibility to ensure that the organisation works in accordance with the MOE and approved procedures. It shall be made clear in the procedures who deputises for a particular person in the case of lengthy absence of that person.

Regulation (EU) 2021/1963

- (c) The accountable manager shall nominate a person or group of persons with the responsibility to manage the compliance monitoring function as part of the management system.

Regulation (EU) 2021/1963

- (ca) The accountable manager shall nominate a person or group of persons with the responsibility to manage the development, administration and maintenance of effective safety management processes as part of the management system.

Regulation (EU) 2021/1963

- (cb) The person or group of persons nominated in accordance with points (b), (c) and (ca) shall have a responsibility to the accountable manager and direct access to him/her to keep him/her properly informed on compliance and safety matters.

Regulation (EU) 2021/1963

- (cc) The person or persons nominated in accordance with points (b), (c) and (ca) shall be able to demonstrate relevant knowledge, background and satisfactory experience related to aircraft or component maintenance and demonstrate a working knowledge of this Regulation.

Regulation (EU) 2021/1963

- (d) The organisation shall have a maintenance man-hour plan to ensure it has sufficient and appropriately qualified staff to plan, perform, supervise, inspect and monitor the organisation's activities in accordance with the terms of approval. In addition, the organisation shall have a procedure to reassess the work intended to be carried out when the actual staff availability is reduced compared to the planned staffing level for a particular work shift or period.

Regulation (EU) 2021/1963

- (e) The organisation shall establish and control the competency of the personnel involved in any maintenance, airworthiness reviews, safety management and compliance monitoring in accordance with a procedure and to a standard agreed with the competent authority. In addition to the necessary expertise related to the job function, the competency of the personnel must include an understanding of the application of safety management principles, including human factors and human performance issues, which is appropriate to their function and responsibilities in the organisation.

Regulation (EU) 2018/1142

- (f) The organisation shall ensure that personnel who carry out or control a continued-airworthiness non-destructive test of aircraft structures or components, or both, are appropriately qualified for the particular non-destructive test in accordance with the European or equivalent standard recognised by the Agency. Personnel who carry out any other specialised task shall be appropriately qualified in accordance with officially recognised standards. By derogation from this point, personnel referred to in point (g), points (h)(1) and (h)(2), qualified in category B1, B3 or L in accordance with [Annex III \(Part-66\)](#), may carry out and/or control colour contrast dye penetrant tests.

Regulation (EU) 2018/1142

- (g) Any organisation maintaining aircraft, except where stated otherwise in point (j), shall in the case of aircraft line maintenance, have appropriate aircraft-rated certifying staff qualified as category B1, B2, B2L, B3 and L, as appropriate, in accordance with [Annex III \(Part-66\)](#) and point [145.A.35](#).

In addition such organisations may also use appropriately task-trained certifying staff holding the privileges set out in points [66.A.20\(a\)\(1\)](#) and [66.A.20\(a\)\(3\)\(ii\)](#) and qualified in accordance with [Annex III \(Part-66\)](#) and point [145.A.35](#) to carry out minor scheduled line maintenance and simple defect rectification. The availability of such certifying staff shall not replace the need for category B1, B2, B2L, B3 and L certifying staff, as appropriate.

Regulation (EU) 2018/1142

- (h) Any organisation maintaining aircraft, except where stated otherwise in point (j), shall:
1. in the case of base maintenance of complex motor-powered aircraft, have appropriate aircraft-type-rated certifying staff, qualified as category C in accordance with [Annex III \(Part-66\)](#) and point [145.A.35](#). In addition, the organisation shall have sufficient aircraft-

type-rated staff qualified as category B1 and B2, as appropriate, in accordance with [Annex III \(Part-66\)](#) and point [145.A.35](#) to support the category C certifying staff.

- (i) Category B1 and B2 support staff shall ensure that all relevant tasks or inspections have been carried out to the required standard before the category C certifying staff issues the certificate of release to service.
 - (ii) The organisation shall maintain a register of any such category B1 and B2 support staff.
 - (iii) The category C certifying staff shall ensure that compliance with point (i) has been met and that all work required by the customer has been accomplished during the particular base maintenance check or work package, and shall also assess the impact of any work not carried out, with a view to either requiring its accomplishment or agreeing with the operator to defer such work to another specified check or time limit.
2. in the case of base maintenance of aircraft other than complex motor-powered aircraft, have one of the following:
- (i) appropriate aircraft-rated certifying staff, qualified as category B1, B2, B2L, B3 and L, as appropriate, in accordance with [Annex III \(Part-66\)](#) and point [145.A.35](#);
 - (ii) appropriate aircraft-rated certifying staff, qualified in category C and assisted by support staff, as set out in point [145.A.35\(a\)\(i\)](#).

Regulation (EU) 2018/1142

- (i) Component certifying staff shall be qualified in accordance with [Article 5\(6\)](#) and point [145.A.35](#).

Regulation (EU) 2021/1963

- (j) By way of derogation from points [\(g\)](#) and [\(h\)](#), in relation to the obligation to comply with [Annex III \(Part-66\)](#), the organisation may use certifying staff and support staff that are qualified in accordance with the following provisions:
1. For base maintenance carried out at a location outside a territory for which a Member State is responsible under the Chicago Convention, the certifying staff and support staff may be qualified in accordance with the national aviation regulations of the State in which the base maintenance facility is located, subject to the conditions specified in [Appendix IV to this Annex](#).
 2. For line maintenance carried out at a line station located outside a territory for which a Member State is responsible under the Chicago Convention, the certifying staff may be qualified, subject to the conditions specified in [Appendix IV to this Annex](#), in accordance with the following alternative conditions:
 - national aviation regulations of the State in which the line station is located,
 - national aviation regulations of the State in which the organisation's principal place of business is located.
 3. For a repetitive pre-flight airworthiness directive which specifically states that the flight crew may carry out such airworthiness directive, the organisation may issue a limited certification authorisation to the pilot on the basis of the flight crew licence held. In that case, the organisation shall ensure that the pilot has carried out sufficient practical training ensuring that the pilot can accomplish the airworthiness directive.

4. If an aircraft is operated away from a supported location, the organisation may issue a limited certification authorisation to the pilot on the basis of the flight crew licence held, subject to being satisfied that the pilot has carried out sufficient practical training ensuring that the pilot can accomplish the specified task.
5. In the following unforeseen cases, where an aircraft is grounded at a location other than the main base where no appropriate certifying staff are available, the organisation contracted to provide maintenance support may issue a one-off certification authorisation:
 - (i) to one of its employees holding equivalent type authorisations on aircraft of similar technology, construction and systems; or
 - (ii) to any person with not less than five years maintenance experience and holding a valid ICAO aircraft maintenance licence rated for the aircraft type requiring certification provided there is no organisation appropriately approved under this Part at that location and the contracted organisation obtains and holds on file evidence of the experience and the licence of that person.

All such cases as specified in this point must be reported to the competent authority within seven days after issuing such certification authorisation. The organisation issuing the one-off authorisation shall ensure that any such maintenance that could affect flight safety is re-checked by an appropriately approved organisation.

Regulation (EU) 2021/1963

- (k) If the organisation performs airworthiness reviews and issues the corresponding airworthiness review certificate in accordance with point [ML.A.903](#) of Annex Vb (Part-ML), it shall have airworthiness review staff that are qualified and authorised in accordance with point [145.A.37](#).

AMC1 145.A.30(a) Personnel requirements

ED Decision 2022/011/R

ACCOUNTABLE MANAGER

Accountable manager is normally intended to mean the chief executive officer of the approved maintenance organisation, who by virtue of his or her position has overall (including in particular financial) responsibility for running the organisation. The accountable manager may be the accountable manager for more than one organisation and is not necessarily required to be knowledgeable on technical matters, as the MOE defines the maintenance standards. When the accountable manager is not the chief executive officer, the organisation should demonstrate to the competent authority that the accountable manager has direct access to the chief executive officer and has the necessary funding allocation for the intended maintenance activities.

AMC1 145.A.30(b) Personnel requirements

ED Decision 2022/011/R

MANAGEMENT STRUCTURE FOR MAINTENANCE

The person or group of persons nominated under point [145.A.30\(b\)](#), with the responsibility to ensure that the organisation works in accordance with the MOE and approved procedures (i.e. responsibility for ensuring compliance) should represent the management structure of the organisation and be responsible for the daily operation of the organisation, in respect of all maintenance-related functions.

1. Dependent upon the size of the organisation, the [Part-145](#) maintenance functions may be divided under nominated persons or combined in any number of ways. However, a maintenance function cannot be combined with the compliance monitoring function.

The maintenance functions include maintenance/safety training, performance and certification of maintenance, equipment and component procurement, facility management, man-hour plan, etc., and it should be ensured that each [Part-145](#) maintenance function is attributed to one nominated person.

2. Dependent upon the extent of approval, the organisation structure should normally include a base maintenance manager, a line maintenance manager and a workshop manager, all of whom should report to the accountable manager except in a small [Part-145](#) organisation where any one manager may also be the accountable manager, as determined by the competent authority.
3. The base maintenance manager is responsible for ensuring that all base maintenance is carried out in the base maintenance hangar (or facility as provided for in point 4 of [AMC1 145.A.25\(a\)](#)) and to the standards specified in point [145.A.65](#). The base maintenance manager is also responsible for base maintenance-related corrective actions resulting from the compliance monitoring of point [145.A.200\(a\)\(6\)](#).
4. The line maintenance manager is responsible for ensuring that all line maintenance including line defect rectification is carried out to the standards specified in point [145.A.65](#). This manager is also responsible for line maintenance-related corrective actions resulting from the compliance monitoring of point [145.A.200\(a\)\(6\)](#).
5. The workshop manager is responsible for ensuring that all work on aircraft components in the workshop is carried out to the standards specified in point [145.A.65](#). This manager is also responsible for workshop-related corrective actions resulting from the compliance monitoring of point [145.A.200\(a\)\(6\)](#).
6. (reserved).
7. Notwithstanding the examples of titles provided in points 2 - 5, the organisation may adopt any title for the foregoing managerial positions but it should identify to the competent authority the titles and the persons chosen to carry out these functions.
8. Where an organisation chooses to appoint managers for all or any combination of the identified maintenance functions because of the size of the undertaking, these managers should report to the accountable manager through the nominated persons.

GM1 145.A.30(b) Personnel requirements

ED Decision 2022/011/R

RESPONSIBILITY FOR ENSURING COMPLIANCE

The person(s) nominated in accordance with [145.A.30\(b\)](#) are responsible, in the day-to-day maintenance activities, for ensuring that the organisation personnel work in accordance with the applicable procedures and regulatory requirements.

These nominated persons should demonstrate a complete understanding of the applicable regulatory requirements, and ensure that the organisation's processes and standards accurately reflect these requirements. It is their role to ensure that compliance is proactively managed, and that early warning signs of non-compliance are documented and acted upon.

AMC1 145.A.30(c);(ca) Personnel requirements

ED Decision 2022/011/R

SAFETY MANAGEMENT AND COMPLIANCE MONITORING FUNCTION

(a) Safety management

If more than one person is designated for the development, administration and maintenance of effective safety management processes, the accountable manager should identify the person who acts as the unique focal point, i.e. the 'safety manager'.

The functions of the safety manager should be to:

- (i) facilitate hazard identification, risk assessment and management;
- (ii) monitor the implementation of actions taken to mitigate risks, as listed in the safety action plan, unless action follow-up is addressed by the compliance monitoring function;
- (iii) provide periodic reports on safety performance to the safety review board (the functions of the safety review board are those defined in [AMC1 145.A.200\(a\)\(1\)](#));
- (iv) ensure the maintenance of safety management documentation;
- (v) ensure that there is safety training available, and that it meets acceptable standards;
- (vi) provide advice on safety matters; and
- (vii) ensure the initiation and follow-up of internal occurrence investigations.

(b) Compliance monitoring function

If more than one person is designated for the compliance monitoring function, the accountable manager should identify the person who acts as the unique focal point, i.e. the 'compliance monitoring manager'.

- (1) The role of the compliance monitoring manager should be to ensure that:
 - (i) the activities of the organisation are monitored for compliance with the applicable requirements and any additional requirements as established by the organisation, and that these activities are carried out properly under the supervision of the nominated persons referred to in points [\(b\)](#), [\(c\)](#) and [\(ca\)](#) of point 145.A.30;
 - (ii) any maintenance contracted to another maintenance organisation is monitored for compliance with the contract or work order;
 - (iii) an audit plan is properly implemented, maintained, and continually reviewed and improved; and
 - (iv) corrections and corrective actions are requested as necessary.
- (2) The compliance monitoring manager should:
 - (i) not be one of the persons referred to in point [145.A.30\(b\)](#);
 - (ii) be able to demonstrate relevant knowledge, background and appropriate experience related to the activities of the organisation, including knowledge and experience in compliance monitoring; and
 - (iii) have access to all parts of the organisation, and as necessary, any subcontracted organisation.

- (c) If the functions related to compliance monitoring or safety management are combined with other duties, the organisation should ensure that this does not result in any conflicts of interest. In particular, the compliance monitoring function should be independent from the maintenance functions.
- (d) If the same person is designated to manage both the compliance monitoring function and safety management-related processes and tasks, the accountable manager, with regard to his or her direct accountability for safety, should ensure that sufficient resources are allocated to both functions, taking into account the size of the organisation, and the nature and complexity of its activities.
- (e) Subject to a risk assessment and/or mitigation actions, and agreement by the competent authority, with due regard to the size of the organisation and the nature and complexity of its activities, the compliance monitoring manager role and/or safety manager role may be exercised by the accountable manager, provided that he or she has demonstrated the related competency.

GM1 145.A.30(ca) Personnel requirements

ED Decision 2022/011/R

SAFETY MANAGER

- (a) Depending on the size of the organisation and the nature and complexity of its activities, the safety manager may be assisted by additional safety personnel in performing all the safety management tasks defined in [AMC1 145.A.200\(a\)\(1\)](#).
- (b) Regardless of the organisational set-up, it is important that the safety manager remains the unique focal point for the development, administration, and maintenance of the organisation's safety management processes.

GM1 145.A.30(cb) Personnel requirements

ED Decision 2022/011/R

RESPONSIBILITY OF THE NOMINATED PERSONS TO THE ACCOUNTABLE MANAGER

There are different ways to set up the organisation including the possibility to have managerial layers between the accountable manager and the nominated person. But the key principle is that, regardless of the arrangement, there is one nominated person responsible for each [Part-145](#) function, this responsibility is recognised by that nominated person and the accountable manager, and a direct communication channel exists between them. The nominated person's responsibility should not be diluted into the various levels of management and should be free of conflicts of interest.

AMC1 145.A.30(cc) Personnel requirements

ED Decision 2022/011/R

KNOWLEDGE, BACKGROUND AND EXPERIENCE OF NOMINATED PERSON(S)

The person or persons to be nominated in accordance with points [\(b\)](#), [\(c\)](#) and [\(ca\)](#) of point 145.A.30 should have:

- (a) practical experience and expertise in the application of aviation safety standards and safe operating practices;

- (b) knowledge of:
 - (1) human factors principles;
 - (2) EU management system requirements and their application (including safety management systems and compliance monitoring);
- (c) 5 years of relevant work experience, of which at least 2 years should be from the aeronautical industry in an appropriate position;
- (d) a relevant engineering or technical degree, or an aircraft technician or maintenance engineer qualification with additional education that is acceptable to the competent authority. 'Relevant engineering or technical degree' means a degree from aeronautical, mechanical, electrical, electronic, avionics or other studies that are relevant to the maintenance and/or continuing airworthiness of aircraft/aircraft components.

The provision set out in the first paragraph of point (d) may be replaced by 2 years of experience in addition to those already recommended by paragraph (c) above. These 2 years should cover an appropriate combination of experience in tasks/activities related to maintenance and/or continuing airworthiness management and/or the surveillance of such tasks.

For the person to be nominated in accordance with point (c) or (ca) of point 145.A.30, in the case where the organisation holds one or more additional organisation certificates within the scope of Regulation (EU) 2018/1139 and that person has already an equivalent position (i.e. compliance monitoring manager, safety manager) under the additional certificate(s) held, the provisions set out in the first two paragraphs of point (d) may be replaced by the completion of a specific training programme acceptable to the competent authority to gain an adequate understanding of maintenance standards and continuing airworthiness concepts and principles;

- (e) thorough knowledge of the organisation's MOE and safety policy;
- (f) knowledge of a relevant sample of the type(s) of aircraft or components gained through a formalised training course. These courses could be provided by a [Part-147](#) organisation, by the manufacturer, by the [Part-145](#) organisation or by any other organisation accepted by the competent authority. Aircraft/engine type training courses should be at least at a level equivalent to the [Part-66 Appendix III](#) Level 1 General Familiarisation.

'Relevant sample' means that these courses should cover typical aircraft or components that are within the scope of work of the organisation.

For all balloons and any other aircraft of 2 730 kg MTOM or less, the formalised training courses may be replaced by a demonstration of the required knowledge by providing documented evidence, or by an assessment acceptable to the competent authority. This assessment should be recorded;

- (g) knowledge of the relevant maintenance methods (and how they are applied in the organisation) and/or specific knowledge relevant to the area for which the person will be nominated;
- (h) knowledge of the applicable regulations;
- (i) adequate language and communication skills.

AMC1 145.A.30(d) Personnel requirements

ED Decision 2022/011/R

SUFFICIENT NUMBER OF PERSONNEL

1. Has sufficient staff means that the organisation employs or contracts competent staff, as detailed in the man-hour plan, of which at least half the staff that perform maintenance in each workshop, hangar or flight line on any shift should be employed to ensure organisational stability. For the purpose of meeting a specific operational necessity, a temporary increase of the proportion of contracted staff may be permitted to the organisation by the competent authority, in accordance with an approved procedure which should describe the extent, specific duties, and responsibilities for ensuring adequate organisation stability. For the purpose of this subparagraph, employed means the person is directly employed as an individual by the maintenance organisation approved under [Part-145](#), whereas contracted means the person is employed by another organisation and contracted by that organisation to the maintenance organisation approved under [Part-145](#).
2. The maintenance man-hour plan should take into account all maintenance activities carried out outside the scope of the [Part-145](#) approval.

The planned absence (for training, vacations, etc.) should be considered when developing the man-hour plan.
3. The maintenance man-hour plan should relate to the anticipated maintenance work load except that when the organisation cannot predict such workload, due to the short term nature of its contracts, then such plan should be based upon the minimum maintenance workload needed for commercial viability. Maintenance work load includes all necessary work such as, but not limited to, planning, maintenance record checks, production of worksheets/cards in paper or electronic form, accomplishment of maintenance, inspection and the completion of maintenance records.
4. For aircraft base maintenance, the maintenance man-hour plan should relate to the aircraft hangar visit plan as specified in [AMC1 145.A.25\(a\)](#).
5. For aircraft component maintenance, the maintenance man-hour plan should relate to the aircraft component planned maintenance as specified in point [145.A.25\(a\)\(2\)](#).
6. The man-hours allocated to the compliance monitoring function should be sufficient to meet the requirement of point [145.A.200\(a\)\(6\)](#) which means taking into account the AMC to [145.A.200\(a\)\(6\)](#). Where compliance monitoring staff also perform other functions, the time allocated to those functions needs to be taken into account in determining the number of compliance monitoring staff.
7. The maintenance man-hour plan should be reviewed at least every 3 months and updated when necessary.
8. Significant deviation from the maintenance man-hour plan should be reported through the departmental manager to the compliance monitoring manager and the accountable manager for review. It may also be reported through the internal safety reporting scheme. A significant deviation means that there is more than a 25% shortfall in available man-hours during a calendar month for any one of the functions specified in point [145.A.30\(d\)](#).
9. In addition, as part of its management system in accordance with point [145.A.200](#), the organisation should have a procedure to assess and mitigate the risks:
 - (1) if the actual number of staff available is less than the planned staffing level for any particular work shift or period;

- (2) if there is a temporary increase in the proportion of contracted staff in order to meet specific operational needs.

AMC1 145.A.30(e) Personnel requirements

ED Decision 2022/011/R

COMPETENCY ASSESSMENT OBJECTIVES

The procedure referred to in [145.A.30\(e\)](#) should require amongst others that planners, mechanics, specialised services staff, supervisors, certifying staff and support staff, whether employed or contracted, are assessed for competency before unsupervised work commences and competency is controlled on a continuous basis.

Competency should be assessed by the evaluation of:

- on-the-job performance and/or testing of knowledge by appropriately qualified personnel, and
- records for basic, organisational, or tasks training and/or product type and differences training, and
- experience records.

Validation of the above could include a confirmation check with the organisation(s) that issued the document(s). For that purpose, experience/training may be recorded in a document such as a log book, or based on the suggested template in [GM3 145.A.30\(e\)](#).

As a result of this assessment, an individual's qualifications should determine:

- the scope of tasks this individual is authorised to perform and/or supervise and/or sign off (as applicable) or which level of ongoing supervision would be required;
- whether there is a need for additional training.

A record should be kept of each individual's qualifications and competency assessment (refer also to point [145.A.55\(d\)](#)). This should include copies of all documents that attest to their qualifications, such as a licence and/or any authorisation held, as applicable.

For a proper competency assessment of its personnel, the organisation should consider that:

1. In accordance with the job function, adequate initial and recurrent training has been received by the staff and recorded to ensure continued competency so that it is maintained throughout the duration of the employment/contract.
2. All staff should be able to demonstrate knowledge of, and compliance with, the maintenance organisation's procedures, as applicable to their duties.
3. All staff should be able to demonstrate an understanding of the safety management principles, including human factors related to their job function, and be trained as per [AMC4 145.A.30\(e\)](#).
4. To assist in the assessment of competency and to establish the training needs analysis, job descriptions are recommended for each job function in the organisation. Job descriptions should contain sufficient criteria to enable the required competency assessment.

5. Criteria should allow the assessment to establish that, among other aspects (titles might be different in each organisation):
- Managers are able to properly manage the work output, processes, resources and priorities described in their assigned duties, accountabilities and responsibilities in accordance with the safety policy and objectives and in compliance with the applicable requirements.
 - Planners are able to interpret maintenance requirements into maintenance tasks, and have an understanding that they have no authority to deviate from the maintenance data. They are able to organise maintenance activities in an effective manner and in consideration of human performance limitations.
 - Supervisors are able to ensure that all the required maintenance tasks are carried out and, if they are not completed or it is evident that a particular maintenance task cannot be carried out according to the maintenance data, that these problems will be adequately addressed to eliminate the non-compliance, and reported through the internal safety reporting scheme to prevent their reoccurrence. In addition, for those supervisors, who also carry out maintenance tasks, the assessment should ensure that they understand that such tasks should not be undertaken if they are incompatible with their management responsibilities.
 - Mechanics are able to carry out maintenance tasks to any standard specified in the maintenance data, and will notify their supervisors of any defects or mistakes requiring rectification to re-establish the required maintenance standards.
 - Specialised services staff are able to carry out specialised maintenance tasks to the standard specified in the maintenance data. They should be able to communicate with their supervisors and report accurately when necessary.
 - Support staff are able to determine that the relevant tasks or inspections have been carried out to the required standard.
 - Certifying staff are able to determine when the aircraft or aircraft component maintenance is ready to be released to service and when it should not be released to service.
 - Compliance monitoring staff are able to monitor compliance with this Regulation and to identify non-compliances in an effective and timely manner so that the organisation may remain in compliance with this Regulation.
 - Staff who have safety management responsibilities are familiar with the relevant processes in terms of hazard identification, risk management, and the monitoring of safety performance.
 - All staff are familiar with the safety policy and the procedures and tools that can be used for internal safety reporting.

The competency assessment should be based upon the procedure specified in [GM2 145.A.30\(e\)](#).

AMC2 145.A.30(e) Personnel requirements

ED Decision 2022/011/R

COMPETENCY ASSESSMENT PROCEDURE

- (a) The organisation should develop a procedure that describes the process for conducting competency assessments of personnel. The procedure should specify:
 - (1) the persons who are responsible for this process;
 - (2) when the assessments should take place;
 - (3) how to give credit from previous assessments;
 - (4) how to validate qualification records;
 - (5) the means and methods to be used for the initial assessment;
 - (6) the means and methods to be used for the continuous control of competency, including how to gather feedback on the performance of personnel;
 - (7) the aspects of competencies to be observed during the assessment in relation to each job function;
 - (8) the actions to be taken if the assessment is not satisfactory; and
 - (9) how to record the assessment results.
- (b) Competency may be assessed by having the person work under the supervision of another qualified person for a sufficient time to arrive at a conclusion. Sufficient time could range from several days to several weeks depending on the complexity of the task(s) and the work exposure. The person need not be assessed against the complete spectrum of their intended duties. If the person has been recruited from another approved maintenance organisation, a written confirmation from the previous organisation could be taken into consideration to reduce the duration of the assessment.
- (c) All prospective maintenance staff should be assessed for their competency related to their intended duties.

AMC3 145.A.30(e) Personnel requirements

ED Decision 2022/011/R

INITIAL AND RECURRENT TRAINING

- (a) Adequate initial and recurrent training should be provided in relation to the job function to ensure that staff remain competent. Completion of such training should be recorded.
- (b) Recurrent training should take into account the information reported through the internal safety reporting scheme (see point (c)(3) of [AMC1 145.A.202](#)).
- (c) Those responsible for managing the compliance monitoring function should receive training on this task. Such training should cover the requirements of compliance monitoring, manuals and procedures related to the task, audit techniques, reporting, and recording.

AMC4 145.A.30(e) Personnel requirements

ED Decision 2022/011/R

SAFETY TRAINING (INCLUDING HUMAN FACTORS)

- (a) With respect to the understanding of the application of safety management principles (including human factors), all maintenance organisation personnel should be assessed for the need to receive initial safety training.

Personnel involved in the delivery of the basic maintenance service of the organisation should receive both initial and recurrent safety training, appropriate for their responsibilities. This should include at least the following staff members:

- Nominated persons, line managers, supervisors;
- Certifying staff, support staff and mechanics;
- Technical support personnel such as planners, engineers, technical record staff;
- Persons involved in compliance monitoring and/or safety management-related processes and tasks, including the application of human factors principles, internal investigations and safety training;
- Specialised services staff;
- Stores department staff, purchasing department staff;
- Ground equipment operators.

The generic term 'line managers' refers to departmental heads or persons responsible for operational departments or functional units that are directly involved in the delivery of the basic maintenance services of the organisation.

- (b) Initial safety training should cover all the topics of the training syllabus specified in [GM1 145.A.30\(e\)](#) either as a dedicated course or else integrated within other training. The syllabus may be adjusted to reflect the particular nature of the organisation. The syllabus may also be adjusted to suit the particular nature of work for each function within the organisation. For example:

- small organisations not working in shifts may cover in less depth subjects related to teamwork and communication;
- planners may cover in more depth the scheduling and planning objectives of the syllabus, and in less depth the objective of developing skills for shift working.

All personnel identified in accordance with point (a) of this AMC, including personnel being recruited from any other organisation should receive initial safety training compliant with the organisation's training standards prior to commencing the actual job function, unless their competency assessment justifies that there is no need for such training. New, directly employed personnel working under direct supervision may receive training within 6 months after joining the maintenance organisation.

- (c) The purpose of recurrent safety training is primarily to ensure that staff remain current in terms of SMS principles and human factors and also to collect feedback on safety and human factors issues. Consideration should be given to involving compliance monitoring staff and the key safety management personnel in this training to provide a consistent presence and facilitate feedback. There should be a procedure to ensure that feedback is formally reported by the trainers through the internal safety reporting scheme to initiate action where necessary.

Recurrent safety training should be delivered either as a dedicated course or integrated within other training. It should be of an appropriate duration in each 2-year period in relation to the relevant compliance monitoring audit findings and other internal/external sources of information available to the organisation on safety and human factors maintenance issues.

- (d) Safety training may be conducted by the maintenance organisation itself, independent trainers, or any training organisations acceptable to the competent authority.
- (e) The safety training procedures should be specified in the MOE.

AMC5 145.A.30(e) Personnel requirements

ED Decision 2022/011/R

OTHER TRAININGS

- (a) The organisation should assess the need for particular trainings, for example with regard to the 'Electrical Wiring Interconnection System' (EWIS) or 'Critical Design Configuration Control Limitations' (CDCCL).
- (b) Guidance on EWIS training programme for maintenance organisation personnel is provided in AMC 20-22.
- (c) Guidance on fuel tank safety training is provided in ['Appendix IV to AMC5 145.A.30\(e\) and AMC2 145.B.200\(a\)\(3\)'](#).

GM1 145.A.30(e) Personnel requirements

ED Decision 2022/011/R

TRAINING SYLLABUS FOR INITIAL SAFETY TRAINING (INCLUDING HUMAN FACTORS)

The training syllabus below identifies the topics and subtopics to be addressed during the safety training.

The maintenance organisation may combine, divide, or change the order of any of the subjects in the syllabus to suit its own needs, as long as all the subjects are covered to a level of detail appropriate to the organisation and its personnel, including the varying level of seniority of that personnel.

Some of the topics may be covered in separate training courses (e.g. health and safety, management, supervisory skills, etc.) in which case duplication of training is not necessary.

Where possible, practical illustrations and examples should be used, especially accident and incident reports.

Topics should be related to existing legislation, where relevant. Topics should be related to existing guidance/advisory material, where relevant (e.g. ICAO HF Digests and Training Manual).

Topics should be related to the maintenance activities of the organisation to the greatest extent possible; too much unrelated theory should be avoided.

1. General/Introduction to safety management and human factors
 - 1.1. Need to address safety management and human factors
 - 1.2. Statistics
 - 1.3. Incidents
- 1a. Safety risk management
 - 1a.1. Hazard identification

- 1a.2. Safety risk assessment
- 1a.3. Risk mitigation and management
- 1a.4. Effectiveness of safety risk management
- 2. Safety Culture/Organisational factors
 - 2.1 Justness/trust
 - 2.2 Commitment to safety
 - 2.3 Adaptability
 - 2.4 Awareness
 - 2.5 Behaviour
 - 2.6 Information
- 3. Human Error
 - 3.1. Error models and theories
 - 3.2. Types of errors in maintenance tasks
 - 3.3. Violations
 - 3.4. Implications of errors
 - 3.5. Avoiding and managing errors
 - 3.6. Human reliability
- 4. Human performance & limitations
 - 4.1. Vision
 - 4.2. Hearing
 - 4.3. Information-processing
 - 4.4. Attention and perception
 - 4.5. Situational awareness
 - 4.6. Memory
 - 4.7. Claustrophobia and physical access
 - 4.8. Motivation
 - 4.9. Fitness/health
 - 4.10. Stress
 - 4.11. Workload management
 - 4.12. Fatigue
 - 4.13. Alcohol, medication, drugs
 - 4.14. Physical work
 - 4.15. Repetitive tasks/complacency
- 5. Environment
 - 5.1. Peer pressure

-
- 5.2. Stressors
 - 5.3. Time pressure and deadlines
 - 5.4. Workload
 - 5.5. Shift work
 - 5.6. Noise and fumes
 - 5.7. Illumination
 - 5.8. Climate and temperature
 - 5.9. Motion and vibration
 - 5.10. Complex systems
 - 5.11. Other hazards in the workplace
 - 5.12. Lack of manpower
 - 5.13. Distractions and interruptions
 6. Procedures, information, tools and practices
 - 6.1. Visual inspection
 - 6.2. Work logging and recording
 - 6.3. Procedure - practice/mismatch/norms
 - 6.4. Technical documentation - access and quality
 - 6.5. Critical maintenance tasks and error-capturing methods (independent inspection, reinspection, etc.)
 7. Communication
 - 7.1. Shift/task handover
 - 7.2. Dissemination of information
 - 7.3. Cultural differences
 8. Teamwork
 - 8.1. Responsibility
 - 8.2. Management, supervision and leadership
 - 8.3. Decision-making
 9. Professionalism and integrity
 - 9.1. Keeping up to date; currency
 - 9.2. Avoiding error-provoking behaviour
 - 9.3. Assertiveness
 10. Organisation's safety programme
 - 10.1. Safety policy and objectives, just culture principles
 - 10.2. Reporting errors and hazards, internal safety reporting scheme
 - 10.3. Investigation process

10.4. Action to address problems

10.5. Feedback and safety promotion

GM2 145.A.30(e) Personnel requirements

ED Decision 2022/011/R

COMPETENCY ASSESSMENT ELEMENTS

An example of elements that may be considered during a competency assessment according to the job functions and the scope, size and complexity of the organisation, is given in the following table (not exhaustive):

	Managers	Planners	Supervisor	Certifying staff and support staff	Mechanics	Specialised Service staff	Compliance monitoring staff	Safety management personnel
Knowledge of applicable officially recognised standards						X	X	
Knowledge of auditing techniques: planning, conducting and reporting							X	X
Knowledge of safety management, human factors, human performance and limitations, and just culture	X	X	X	X	X	X	X	X
Knowledge of logistics processes	X	X	X					
Knowledge of organisation capabilities, privileges and limitations	X	X	X	X		X	X	X
Knowledge of Part-M, Part-ML, Part-145 and any other relevant regulations	X	X	X	X			X	X
Knowledge of relevant parts of the maintenance organisation exposition and procedures	X	X	X	X	X	X	X	X
Knowledge of occurrence reporting (mandatory and voluntary), internal reporting scheme and understanding of the importance of reporting occurrences, incorrect maintenance data and existing or potential defects	X	X	X	X	X	X		X
Knowledge of safety risks linked to the working environment	X	X	X	X	X	X	X	X
Knowledge of CDCCL when relevant	X	X	X	X	X	X	X	X
Knowledge of EWIS when relevant	X	X	X	X	X	X	X	X

	Managers	Planners	Supervisor	Certifying staff and support staff	Mechanics	Specialised Service staff	Compliance monitoring staff	Safety management personnel
Understanding of professional integrity, behaviour and attitude towards safety	X	X	X	X	X	X	X	X
Understanding of conditions for ensuring continuing airworthiness of aircraft and components				X			X	
Understanding of his or her own human performance and limitations	X	X	X	X	X	X	X	X
Understanding of personnel authorisations and limitations	X	X	X	X	X	X	X	
Understanding critical maintenance tasks	X	X	X	X	X		X	X
Ability to compile and control completed work cards		X	X	X				
Ability to consider human performance and limitations.	X	X	X	X			X	X
Ability to determine the required qualifications for task performance		X	X	X				
Ability to identify and rectify existing and potential unsafe conditions	X		X	X	X	X	X	X
Ability to manage third parties involved in maintenance activity	X	X	X					
Ability to confirm proper accomplishment of maintenance tasks			X	X	X	X		
Ability to identify and properly plan performance of critical maintenance tasks		X	X	X				
Ability to prioritise tasks and report discrepancies		X	X	X	X			
Ability to process the work requested by the operator		X	X	X				
Ability to promote the safety policy	X		X					X
Ability to properly process removed, uninstalled and rejected parts			X	X	X	X		
Ability to properly record and sign for work accomplished			X	X	X	X		
Ability to recognise the acceptability of parts to be installed prior to fitment			X	X	X			

	Managers	Planners	Supervisor	Certifying staff and support staff	Mechanics	Specialised Service staff	Compliance monitoring staff	Safety management personnel
Ability to split complex maintenance tasks into clear stages		X	X					
Ability to understand work orders, work cards and refer to and use applicable maintenance data		X	X	X	X	X	X	
Ability to use information systems	X	X	X	X	X	X	X	X
Ability to use, control and be familiar with the required tooling and/or equipment			X	X	X	X		
Adequate communication and literacy skills	X	X	X	X	X	X	X	X
Analytical and proven auditing skills (for example, objectivity, fairness, open-mindedness, determination, ...)							X	X
Maintenance error investigation skills							X	X
Resources management and production planning skills	X	X	X					
Teamwork, decision-making and leadership skills	X		X	X			X	X
Ability to encourage a positive safety culture and apply a just culture	X		X				X	X

Details of employment

Training received from the contracting organisation

Date Nature of training

Certified by:

Name:

Date:

Position:

Signature:

Contact details:

Advisory note: A copy of the present credentials will be kept for at least 3 years from their issuance by the maintenance organisation.

GM4 145.A.30(e) Personnel requirements

ED Decision 2022/011/R

COMPETENCY OF THE SAFETY MANAGER

The competency of a safety manager should include, but not be limited to, the following:

- (a) knowledge of ICAO standards and European requirements on safety management;
- (b) an understanding of management systems, including compliance monitoring systems;
- (c) an understanding of risk management;
- (d) an understanding of safety investigation techniques and root cause methodologies;
- (e) an understanding of human factors;
- (f) understanding and promotion of a positive safety culture;
- (g) operational experience related to the activities of the organisation;
- (h) safety management experience;
- (i) interpersonal and leadership skills, and the ability to influence staff;

- (j) oral and written communications skills;
- (k) data management, analytical and problem-solving skills.

GM5 145.A.30(e) Personnel requirements

ED Decision 2022/011/R

SAFETY TRAINING (INCLUDING HUMAN FACTORS)

- (a) The scope of the safety training and the related training programme will vary significantly depending on the size and complexity of the organisation. Safety training should reflect the evolving management system, and the changing roles of the personnel who make it work.
- (b) In recognition of this, training should be provided to management and staff at least:
 - (1) during the initial implementation of safety management processes;
 - (2) for all new staff or personnel recently allocated to safety management-related tasks;
 - (3) on a regular basis to refresh their knowledge and to understand changes to the management system;
 - (4) when changes in personnel affect safety management roles, and related accountabilities, responsibilities, and authorities; and

NOTE: In the context of safety management, the term ‘authority’ is used in relation to the level of management in the organisation that is necessary to make decisions related to risk tolerability.

 - (5) when performing dedicated safety functions in domains such as safety risk management, compliance monitoring, and internal investigations.
- (c) Safety training is subject to the record-keeping requirements in point [145.A.55\(d\)](#).

AMC 145.A.30(f) Personnel requirements

ED Decision 2023/013/R

1. Continued airworthiness non-destructive testing means such testing specified by the type certificate holder or the declarant of a declaration of design compliance, aircraft or engine or propeller manufacturer, in accordance with the maintenance data as specified in [145.A.45](#) for in service aircraft/aircraft components for the purpose of determining the continued fitness of the product to operate safely.
2. Appropriately qualified means to Level 1, 2 or 3 as defined by the European Standard EN 4179 dependent upon the non-destructive testing function to be carried out.
3. Notwithstanding the fact that Level 3 personnel may be qualified via EN 4179 to establish and authorise methods, techniques, etc., this does not permit such personnel to deviate from methods and techniques published in the maintenance data, unless the maintenance data expressly permits such deviation.
4. Notwithstanding the general references in EN 4179 to a national aerospace non-destructive testing (NDT) board, all examinations should be conducted by personnel or organisations under the general control of such a board. In the absence of a national aerospace NDT board, the aerospace NDT board of another Member State should be used, as defined by the competent authority.

5. Particular non-destructive test means any one or more of the following; Dye penetrant, magnetic particle, eddy current, ultrasonic and radiographic methods including X ray and gamma ray.
6. It should be noted that new methods are and will be developed, such as, but not limited to thermography and shearography, which are not specifically addressed by EN 4179. Until the time this agreed standard is established, such methods should be carried out in accordance with the particular equipment manufacturer's recommendations including any training and examination process to ensure competence of the personnel in the process.
7. Any maintenance organisation approved under [Part-145](#) that carries out NDT should establish NDT specialist qualification procedures detailed in the exposition and accepted by the competent authority.
8. Boroscoping and other techniques such as delamination coin tapping are non-destructive inspections rather than non-destructive testing. Notwithstanding such differentiation, the maintenance organisation should establish an exposition procedure accepted by the competent authority to ensure that personnel who carry out and interpret such inspections are properly trained and assessed for their competence in the process. Non-destructive inspections, not being considered as NDT by [Part-145](#) are not listed in Appendix II under class rating D1.
9. The referenced standards, methods, training and procedures should be specified in the maintenance organisation exposition.
10. Any such personnel who intend to carry out and/or control a non-destructive test for which they were not qualified prior to the effective date of [Part-145](#) should qualify for such non-destructive test in accordance with EN 4179.
11. In this context officially recognised standard means those standards established or published by an official body whether having legal personality or not, which are widely recognised by the air transport sector as constituting good practice.

AMC 145.A.30(g) Personnel requirements

ED Decision 2019/009/R

1. For the purposes of [66.A.20\(a\)\(1\)](#) and [66.A.20\(a\)\(3\)\(ii\)](#) personnel, minor scheduled line maintenance means any minor scheduled inspection/check up to and including a weekly check specified in the aircraft maintenance programme. For aircraft maintenance programmes that do not specify a weekly check, the competent authority will determine the most significant check that is considered equivalent to a weekly check.
2. Typical tasks permitted after appropriate task training to be carried out by the [66.A.20\(a\)\(1\)](#) and the [66.A.20\(a\)\(3\)\(ii\)](#) personnel for the purpose of these personnel issuing an aircraft certificate of release to service as specified in [145.A.50](#) as part of minor scheduled line maintenance or simple defect rectification are contained in the following list:
 - (a) Replacement of wheel assemblies.
 - (b) Replacement of wheel brake units.
 - (c) Replacement of emergency equipment.
 - (d) Replacement of ovens, boilers and beverage makers.
 - (e) Replacement of internal and external lights, filaments and flash tubes.
 - (f) Replacement of windscreen wiper blades.

- (g) Replacement of passenger and cabin crew seats, seat belts and harnesses.
- (h) Closing of cowlings and refitment of quick access inspection panels.
- (i) Replacement of toilet system components but excluding gate valves.
- (j) Simple repairs and replacement of internal compartment doors and placards but excluding doors forming part of a pressure structure.
- (k) Simple repairs and replacement of overhead storage compartment doors and cabin furnishing items.
- (l) Replacement of static wicks.
- (m) Replacement of aircraft main and APU aircraft batteries.
- (n) Replacement of in-flight entertainment system components other than public address.
- (o) Routine lubrication and replenishment of all system fluids and gases.
- (p) The de-activation only of sub-systems and aircraft components as permitted by the operator's minimum equipment list where such de-activation is agreed by the competent authority as a simple task.
- (q) Inspection for and removal of de-icing/anti-icing fluid residues, including removal/closure of panels, cowls or covers or the use of special tools.
- (r) Any other task agreed by the competent authority as a simple task for a particular aircraft type. This may include defect deferment when all the following conditions are met:
 - There is no need for troubleshooting; and
 - The task is in the MEL; and
 - The maintenance action required by the MEL is agreed by the competent authority to be simple.

In the particular case of helicopters, and in addition to the items above, the following:

- (s) removal and installation of Helicopter Emergency Medical Service (HEMS) simple internal medical equipment.
- (t) removal and installation of external cargo provisions (i.e., external hook, mirrors) other than the hoist.
- (u) removal and installation of quick release external cameras and search lights.
- (v) removal and installation of emergency float bags, not including the bottles.
- (w) removal and installation of external doors fitted with quick release attachments.
- (x) removal and installation of snow pads/skid wear shoes/slump protection pads.

No task which requires troubleshooting should be part of the authorised maintenance actions. Release to service after rectification of deferred defects should be permitted as long as the task is listed above.

3. The requirement of having appropriate aircraft-rated certifying staff qualified as category B1, B2, B2L, B3, L, as appropriate, in the case of aircraft line maintenance does not imply that the organisation must have B1, B2, B2L, B3 and L personnel at every line station. The MOE should have a procedure on how to deal with defects requiring those categories of certifying staff.

4. The competent authority may accept that in the case of aircraft line maintenance an organisation has only B1, B2, B2L, B3 or L certifying staff, as appropriate, provided that the competent authority is satisfied that the scope of work, as defined in the MOE, does not need the availability of all those categories of certifying staff. Special attention should be taken to clearly limit the scope of scheduled and non-scheduled line maintenance (defect rectification) to only those tasks that can be certified by the available category of certifying staff.

AMC1 145.A.30(h) Personnel requirements

ED Decision 2022/011/R

In accordance with points [145.A.30\(h\)](#) and [145.A.35](#), the qualification requirements (basic licence, aircraft ratings, recent experience and recurrent training) are identical for certifying staff and for support staff. The only difference is that support staff cannot hold certification privileges when performing this role since during base maintenance, the release to service will be issued by category C certifying staff.

Nevertheless, the organisation may use as support staff (for base maintenance) persons who already hold certification privileges for line maintenance.

AMC1 145.A.30(j)(4) Personnel requirements

ED Decision 2022/011/R

1. For the issue of a limited certification authorisation, the pilot should hold either an airline transport pilots licence (ATPL) or a commercial pilot licence (CPL) in accordance with Regulation (EU) No 1178/2011 and, as applicable, Regulation (EU) 2020/723.
2. In addition, the limited certification authorisation is subject to the MOE containing procedures to address the personnel requirements of point [145.A.30\(e\)](#). The procedures should be accepted by the competent authority and should include as a minimum:
 - (a) completion of adequate continuing airworthiness regulation training as related to maintenance;
 - (b) completion of adequate task training for the specific task(s) on the aircraft. The task training should be of sufficient duration to ensure that the individual has a thorough understanding of the task(s) to be completed, and that it will involve training in the use of the associated maintenance data;
 - (c) completion of the procedural training as specified in [Part-145](#).
- 2.(i) Typical tasks that may be certified and/or carried out by a pilot who holds an ATPL or a CPL are the minor maintenance or simple checks included in the following list:
 - (a) Replacement of internal lights, filaments and flash tubes;
 - (b) Closing of cowlings and refitment of quick-access inspection panels;
 - (c) Role changes, e.g. stretcher installation, dual controls, FLIR, doors, photographic equipment, etc.
 - (d) Inspection for, and removal of, de-icing/anti-icing fluid residues, including the removal/closure of panels, cowls or covers that are easily accessible, but that do not require the use of special tools;
 - (e) Any check/replacement that involves simple techniques that are consistent with this AMC and that have been agreed by the competent authority.

3. The validity of the authorisation should be limited to twelve months, and may be renewed if there has been satisfactory recurrent training on the task(s) for which the pilot holds an authorisation.

AMC1 145.A.30(j)(5) Personnel requirements

ED Decision 2022/011/R

1. For the purposes of point [145.A.30\(j\)\(5\)](#), ‘unforeseen’ means that the grounding of the aircraft could not reasonably have been predicted by the operator because the defect was unexpected, due to it being part of a hitherto reliable system.
2. Issuing a one-off authorisation should only be considered under the responsibility of the compliance monitoring manager of the contracted organisation after a reasoned judgement has been made that such an authorisation is appropriate under the circumstances, while at the same time it maintains the required airworthiness standards. The organisation’s compliance monitoring personnel should assess each situation individually prior to issuing a one-off authorisation, and may request contribution from technical and safety management personnel.
3. A one-off authorisation should not be issued if the level of certification required could exceed the knowledge and experience level of the person it is issued to. In all cases, due consideration should be given to the complexity of the work involved and the availability of the required tooling and/or test equipment needed to complete the work.

AMC 145.A.30(j)(5)(i) Personnel requirements

ED Decision 2022/011/R

In case it is necessary to issue a one-off certification authorisation to a certifying staff on an aircraft type for which he or she does not hold a type-rated authorisation, the following procedure is recommended:

1. The flight crew should communicate full details of the defect to the maintenance organisation. If necessary, the maintenance organisation will then request the use of a one-off authorisation from the compliance monitoring personnel.
2. When issuing a one-off authorisation, the compliance monitoring personnel should verify that:
 - (a) full technical details relating to the work required to be carried out have been established and passed on to the certifying staff;.
 - (b) the organisation has an approved procedure in place for coordinating and controlling the total maintenance activity undertaken at the location under the authority of the one-off authorisation;.
 - (c) the person to whom a one-off authorisation is issued has been provided with all the necessary information and guidance relating to maintenance data, and any special technical instructions associated with the specific task undertaken. A detailed step-by-step worksheet has been defined by the organisation, and has been communicated to the holder of the one-off authorisation;
 - (d) the person holds authorisations of equivalent levels and scopes on other aircraft types that have similar technology, construction and systems.
3. The holder of the one-off authorisation should sign off the detailed step-by-step worksheet when completing the work steps. The completed tasks should be verified by visual examination

and/or normal system operation upon return to an appropriately approved [Part-145](#) maintenance facility.

AMC1 145.A.30(j)(5)(ii) Personnel requirements

ED Decision 2022/011/R

Point 145.A.30(j)(5)(ii) addresses the requirements for staff who are not employed by the maintenance organisation, but who meet the requirements of point [145.A.30\(j\)\(5\)](#). In addition to the items listed in points 1, 2(a), (b) and (c) and 3 of [AMC1 145.A.30\(j\)\(5\)\(i\)](#), the compliance monitoring personnel of the organisation may issue such a one-off authorisation provided that full details relating to the qualifications of the proposed certifying personnel are verified by the compliance monitoring personnel and made available at the location.

145.A.35 Certifying staff and support staff

Regulation (EU) 2018/1142

- (a) In addition to the requirements of points [145.A.30\(g\)](#) and [\(h\)](#), the organisation shall ensure that certifying staff and support staff have an adequate understanding of the relevant aircraft or components, or both, to be maintained and of the associated organisation procedures. In the case of certifying staff, this shall be accomplished before the issue or reissue of the certification authorisation.
1. ‘Support staff’ means those staff holding an aircraft maintenance licence under [Annex III \(Part-66\)](#) in category B1, B2, B2L, B3 and/or L with the appropriate aircraft ratings, working in a base maintenance environment while not necessarily holding certification privileges.
 2. ‘Relevant aircraft and/or components’, means those aircraft or components specified in the particular certification authorisation.
 3. ‘Certification authorisation’ means the authorisation issued to certifying staff by the organisation and which specifies the fact that those staff may sign certificates of release to service within the limitations stated in such authorisation on behalf of the approved organisation.

Regulation (EU) 2018/1142

- (b) Except for the cases listed in points [145.A.30\(j\)](#) and [66.A.20\(a\)3\(ii\)](#), the organisation may only issue a certification authorisation to certifying staff in relation to the basic categories or subcategories and, except for the category A licence, any type rating listed on the aircraft maintenance licence as required by [Annex III \(Part-66\)](#), subject to the licence remaining valid throughout the validity period of the authorisation and to the certifying staff remaining in compliance with [Annex III \(Part-66\)](#).

Regulation (EU) No 1321/2014

- (c) The organisation shall ensure that all certifying staff and support staff are involved in at least 6 months of actual relevant aircraft or component maintenance experience in any consecutive 2-year period.

For the purpose of this point ‘involved in actual relevant aircraft or component maintenance’ means that the person has worked in an aircraft or component maintenance environment and has either exercised the privileges of the certification authorisation and/or has actually carried out maintenance on at least some of the aircraft type or aircraft group systems specified in the particular certification authorisation.

Regulation (EU) 2021/1963

- (d) The organisation shall ensure that all certifying staff and support staff receive sufficient recurrent training in each 2-year period to ensure that they have up-to-date knowledge of relevant technologies, organisation procedures and safety management, including human factor issues.

Regulation (EU) 2021/1963

- (e) The organisation shall establish a programme for recurrent training for certifying staff and support staff, including a procedure to ensure compliance with the relevant provisions of this point and a procedure to ensure compliance with [Annex III \(Part-66\)](#).

Regulation (EU) 2021/1963

- (f) With the exception of the unforeseen cases specified in point [145.A.30\(j\)\(5\)](#), the organisation shall assess all certifying staff for their competency, qualifications and capability to carry out their intended certifying duties in accordance with a procedure in the MOE prior to the issue or reissue of a certification authorisation under this Annex to such staff.

Regulation (EU) No 1321/2014

- (g) When the conditions of points (a), (b), (d), (f) and, where applicable, point (c) have been fulfilled by the certifying staff, the organisation shall issue a certification authorisation that clearly specifies the scope and limits of such authorisation. Continued validity of the certification authorisation is dependent upon continued compliance with points (a), (b), (d), and where applicable, (c).

Regulation (EU) No 1321/2014

- (h) The certification authorisation must be in a style that makes its scope clear to the certifying staff and any authorised person who may require to examine the authorisation. Where codes are used to define scope, the organisation shall make a code translation readily available. 'Authorised person' means the officials of the competent authorities, the Agency and the Member State who has responsibility for the oversight of the maintained aircraft or component.

Regulation (EU) 2021/1963

- (i) The person or persons referred to in point [145.A.30\(c\)](#) that are responsible for the compliance monitoring function shall also remain responsible for issuing certification authorisations to certifying staff. That personnel may nominate other persons to effectively issue or revoke certification authorisations in accordance with a procedure in the MOE.

Regulation (EU) 2021/1963

- (j) The organisation shall provide certifying staff with a copy of their certification authorisation in either a documented or electronic format.

Regulation (EU) 2021/1963

- (k) Certifying staff shall produce their certification authorisation to any authorised person within 24 hours.

Regulation (EU) 2021/1963

- (l) The minimum age for certifying staff and support staff is 21 years.

Regulation (EU) 2021/1963

- (m) The holder of a category A aircraft maintenance licence may only exercise certification privileges on a specific aircraft type following the satisfactory completion of the relevant category A aircraft task training carried out by an organisation appropriately approved in accordance with [Annex II \(Part-145\)](#) or [Annex IV \(Part-147\)](#). This training shall include practical hands on training and theoretical training as appropriate for each task authorised. Satisfactory completion of

training shall be demonstrated by an examination or by workplace assessment carried out by the organisation.

Regulation (EU) 2021/1963

- (n) The holder of a category B2 aircraft maintenance licence may only exercise the certification privileges described in point [66.A.20\(a\)\(3\)\(ii\)](#) of Annex III (Part-66) following the satisfactory completion of:
- (i) the relevant category A aircraft task training; and
 - (ii) 6 months of documented practical experience covering the scope of the authorisation that will be issued.

The task training shall include practical hands on training and theoretical training as appropriate for each task authorised. Satisfactory completion of training shall be demonstrated by an examination or by workplace assessment. Task training and examination/assessment shall be carried out by the maintenance organisation issuing the certifying staff authorisation. The practical experience shall be also obtained within such maintenance organisation.

AMC 145.A.35(a) Certifying staff and support staff

ED Decision 2022/011/R

1. Holding a [Part-66](#) licence with the relevant type/group rating, or a national qualification in the case of components, does not mean by itself that the holder is qualified to be authorised as certifying staff and/or support staff. The organisation is responsible for assessing the competency of the holder for the scope of the maintenance to be authorised.
2. The sentence 'the organisation shall ensure that certifying staff and support staff have an adequate understanding of the relevant aircraft and/or components to be maintained together with the associated organisation procedures' means that the person has received training and has been successfully assessed on:
 - the type of aircraft or component;
 - the differences on:
 - the particular model/variant;
 - the particular configuration.

The organisation should specifically ensure that the individual competencies have been established with regard to:

- relevant knowledge, skills and experience in the product type and configuration to be maintained, taking into account the differences between the generic aircraft type rating training that the person received and the specific configuration of the aircraft to be maintained.
 - appropriate attitude towards safety and observance of procedures.
 - knowledge of the associated organisation and operator procedures (i.e. handling and identification of components, MEL use, Technical Log use, independent checks, etc.).
3. Some special maintenance tasks may require additional specific training and experience, including but not limited to:
 - in-depth troubleshooting;

- very specific adjustment or test procedures;
- rigging;
- engine run-up, starting and operating the engines, checking engine performance characteristics, normal and emergency engine operation, associated safety precautions and procedures;
- extensive structural/system inspection and repair;
- other specialised maintenance required by the maintenance programme.

For engine run-up training, simulators and/or real aircraft should be used.

4. The assessment of the competency of the holder should be conducted in accordance with a procedure approved by the competent authority (item 3.9 of the MOE, as described in [AMC1 145.A.70\(a\)](#)).
5. The organisation should hold copies of all the documents that attest to the competency and recent experience of the holder for the period described in point [145.A.55\(d\)\(4\)](#).

Additional information is provided in [AMC 66.A.20\(b\)3](#).

AMC 145.A.35(b) Certifying staff and support staff

ED Decision 2015/029/R

The organisation issues the certification authorisation when satisfied that compliance has been established with the appropriate paragraphs of [Part-145](#) and [Part-66](#). In granting the certification authorisation the maintenance organisation approved under Part-145 needs to be satisfied that the person holds a valid [Part-66](#) aircraft maintenance licence and may need to confirm such fact with the competent authority of the Member State that issued the licence.

AMC 145.A.35(c) Certifying staff and support staff

ED Decision 2015/029/R

For the interpretation of '6 months of actual relevant aircraft maintenance experience in any consecutive 2-year period', the provisions of [AMC 66.A.20\(b\)2](#) are applicable.

AMC1 145.A.35(d) Certifying staff and support staff

ED Decision 2022/011/R

1. Recurrent training is a two-way process to ensure that certifying staff and support staff remain current in terms of the necessary technical knowledge, procedures, and safety management (including human factors), and that the organisation receives feedback on the adequacy of its procedures and maintenance instructions. Due to the interactive nature of this training, consideration should be given to involving the compliance monitoring staff and the key safety management personnel in this training to provide a consistent presence and facilitate feedback. There should be a procedure to ensure that feedback is formally reported by the trainers through the internal safety reporting scheme to initiate action where necessary.
2. Recurrent training should cover changes made to the modification standard of the products being maintained, to the relevant requirements such as [Part-145](#), to the organisation's procedures, safety policy and objectives, as well as human factors and safety issues identified from internal or external analysis of incidents and compliance monitoring results. It should also address instances in which staff failed to follow the procedures, and the reasons why particular

procedures were not always followed. In many cases, the recurrent training will reinforce the need to follow the procedures and will ensure that incomplete or incorrect procedures are identified to the company so that they can be corrected. It may be necessary to carry out an audit of these procedures.

3. Recurrent training should be of sufficient duration in each 2-year period to meet the intent of point [145.A.35\(d\)](#) and may be split into a number of separate elements. Point [145.A.35\(d\)](#) requires such a training to keep certifying staff and support staff updated in terms of relevant technology, procedures, safety management and human factors issues which means it is one part of ensuring compliance. Therefore, sufficient duration should be related to relevant audit findings and other internal / external sources of information available to the organisation on human errors and safety issues in maintenance. This means that in the case of an organisation that maintains aircraft with limited relevant audit findings, hazards and related safety risks identified, recurrent training could be limited to days rather than weeks, whereas in the case of a similar organisation with a number of relevant audit findings, hazards and related safety risks identified, such a training may take several weeks. For an organisation that maintains aircraft components, the duration of recurrent training would follow the same philosophy but should be scaled down to reflect the more limited nature of the activity. For example, certifying staff who release hydraulic pumps may only require a few hours of recurrent training, whereas those who release turbine engines may only require a few days of such a training. The content of recurrent training should be related to relevant audit findings, hazards and related safety risks identified. It is recommended that such training is reviewed at least once in every 24-month period.
4. The method of training is intended to be a flexible process, and this training could, for example, be provided by a [Part-147](#) organisation, an aeronautical college, the [Part-145](#) organisation, or another training or maintenance organisation. The elements, general content and length of such training should be specified in the MOE.

AMC1 145.A.35(e) Certifying staff and support staff

ED Decision 2022/011/R

The programme for recurrent training should list all certifying staff and support staff and when the training will take place, the elements of such a training, and an indication that it was carried out on time as planned. Such information should subsequently be transferred to the certifying staff and to the support staff records as required by point [145.A.55\(d\)\(3\)](#).

AMC1 145.A.35(f) Certifying staff and support staff

ED Decision 2022/011/R

As stated in point [145.A.35\(f\)](#), except where any of the unforeseen cases of point [145.A.30\(j\)\(5\)](#) applies, all prospective certifying staff and support staff should be assessed for their competency related to their intended duties. Said assessment should be conducted in accordance with AMC [1](#), [2](#), [3](#), [4](#) and [5](#) to point 145.A.30(e), as applicable.

AMC1 145.A.35(m) Certifying staff and support staff

ED Decision 2022/011/R

1. It is the responsibility of the [Part-145](#) organisation issuing the category A certifying staff authorisation to ensure that the task training received by this person covers all the tasks to be authorised. This is particularly important in those cases where the task training has been

provided by a [Part-147](#) organisation or by a Part-145 organisation different from the one issuing the authorisation.

2. 'Appropriately approved in accordance with [Annex IV \(Part-147\)](#)' means an organisation holding an approval to provide category A task training for the corresponding aircraft type.
3. 'Appropriately approved in accordance with [Annex II \(Part-145\)](#)' means an organisation holding a maintenance organisation approval for the corresponding aircraft type.

AMC1 145.A.35(n) Certifying staff and support staff

ED Decision 2022/011/R

1. The privilege for a B2 licence holder to release minor scheduled line maintenance and simple defect rectification in accordance with [66.A.20\(a\)\(3\)\(ii\)](#) can only be granted by the [Part-145](#) approved organisation where the licence holder is employed/contracted after meeting all the requirements specified in [145.A.35\(o\)](#). This privilege cannot be transferred to another [Part-145](#) approved organisation.
2. When a B2 licence holder already holds a certifying staff authorisation containing minor scheduled line maintenance and simple defect rectification for a particular aircraft type, new tasks relevant to category A can be added to that type without requiring another 6 months of experience. However, task training (theoretical plus practical hands-on) and examination/assessment for these additional tasks is still required.
3. When the certifying staff authorisation intends to cover several aircraft types, the experience may be combined within a single 6-month period.
4. For the addition of new types to the certifying staff authorisation, another 6 months should be required unless the aircraft is considered similar per [AMC 66.A.20\(b\)2](#) to the one already held.
5. The term '6 months of experience' may include full-time employment or part-time employment. The important aspect is that the person has been involved during a period of 6 months (not necessarily every day) in those tasks which are going to be part of the authorisation.

145.A.37 Airworthiness review staff

Regulation (EU) 2021/1963

- (a) In order to be approved to carry out airworthiness reviews and to issue the corresponding airworthiness review certificates (ARC) for aircraft covered by [Annex Vb \(Part-ML\)](#), the organisation shall have airworthiness review staff that comply with all of the following requirements:
 - (1) they have acquired experience in continuing airworthiness of at least 1 year for sailplanes and balloons and of at least 3 years for all other aircraft;
 - (2) they hold a certifying staff authorisation for the corresponding aircraft;
 - (3) they have acquired knowledge of [Annex I \(Part-M\), Subpart C](#), or of [Annex Vb \(Part-ML\), Subpart C](#);
 - (4) they have acquired knowledge of the procedures of the maintenance organisation relevant to the airworthiness review and issue of the airworthiness review certificate.
- (b) Before the organisation issues an airworthiness review authorisation to a candidate, that person shall perform an airworthiness review under the supervision of the competent authority or under the supervision of a person that is already authorised as airworthiness review staff by

the organisation. If this airworthiness review under supervision is satisfactory, the competent authority shall formally accept that person to become airworthiness review staff.

- (c) The organisation shall ensure that the airworthiness review staff can demonstrate appropriate recent continuing airworthiness experience.

AMC1 145.A.37 Airworthiness review staff

ED Decision 2022/011/R

- (a) ‘Experience in continuing airworthiness’ in [145.A.37\(a\)\(1\)](#) refers to any appropriate combination of experience in tasks related to aircraft maintenance and/or continuing airworthiness management and/or surveillance of such tasks.
- (b) ‘Appropriate recent continuing airworthiness experience’ in [145.A.37\(c\)](#) refers to the fact that in order to keep the validity of the airworthiness review staff authorisation, the airworthiness review staff should have either:
- (1) been involved in continuing airworthiness management activities for at least 6 months in every 2-year period; or
 - (2) conducted at least one airworthiness review in the last 12-month period.
- (c) In order to restore the validity of the authorisation, the airworthiness review staff should conduct at a satisfactory level an airworthiness review under the supervision of the competent authority or, if accepted by the competent authority, under the supervision of another currently authorised airworthiness review staff of the organisation concerned in accordance with an approved procedure.

GM1 145.A.37(b) Airworthiness review staff

ED Decision 2022/011/R

ACCEPTANCE AND AUTHORISATION OF AIRWORTHINESS REVIEW STAFF (ARS)

The process of acceptance and authorisation of a new ARS within a [Part-145](#) organisation includes the following steps (the order of certain steps may vary):

- The organisation verifies the compliance of the candidate ARS with point [145.A.37\(a\)](#);
- The candidate ARS is assessed while performing an airworthiness review (AR) under supervision (supervision by the competent authority or supervision by an ARS already authorised by the organisation) ([145.A.37\(b\)](#));
- The organisation submits an application for change (requiring prior approval) to the competent authority (ref. [145.A.85](#)) together with the proposed amendment to the MOE (candidate ARS introduced in the list of ARS — ref. [145.A.70\(a\)\(6\)](#));
- Based on the results of the AR and its supervision, the competent authority accepts the candidate (regardless of whether the supervision was done by the competent authority or by the organisation);
- The competent authority approves the MOE;
- The organisation issues the AR authorisation to the ARS.

145.A.40 Equipment and tools

Regulation (EU) 2018/1142

- (a) The organisation shall have available and use the necessary equipment and tools to perform the approved scope of work.
 - (i) Where the manufacturer specifies a particular tool or equipment, the organisation shall use that tool or equipment, unless the use of alternative tooling or equipment is agreed by the competent authority via procedures specified in the exposition.
 - (ii) Equipment and tools must be permanently available, except in the case of any tool or equipment that is so infrequently used that its permanent availability is not necessary. Such cases shall be detailed in an exposition procedure.
 - (iii) An organisation approved for base maintenance shall have sufficient aircraft access equipment and inspection platforms/docking as required for the proper inspection of the aircraft.
- (b) The organisation shall ensure that all tools, equipment and particularly test equipment, as appropriate, are controlled and calibrated according to an officially recognised standard at a frequency to ensure serviceability and accuracy. Records of such calibrations and traceability to the standard used shall be kept by the organisation.

AMC 145.A.40(a) Equipment and tools

ED Decision 2019/009/R

Once the applicant for approval has determined the intended scope of work for consideration by the competent authority, it will be necessary to show that all tools and equipment as specified in the maintenance data can be made available when needed. All such tools and equipment that require to be controlled in terms of servicing or calibration by virtue of being necessary to measure specified dimensions and torque figures, etc., should be clearly identified and listed in a control register including any personal tools and equipment that the organisation agrees can be used.

AMC 145.A.40(b) Equipment and tools

ED Decision 2019/009/R

1. The control of these tools and equipment requires that the organisation has a procedure to inspect/service and, where appropriate, calibrate such items on a regular basis and indicate to users that the item is within any inspection or service or calibration time-limit. A clear system of labelling all tooling, equipment and test equipment is therefore necessary giving information on when the next inspection or service or calibration is due and if the item is unserviceable for any other reason where it may not be obvious. A register should be maintained for all precision tooling and equipment together with a record of calibrations and standards used.
2. Inspection, service or calibration on a regular basis should be in accordance with the equipment manufacturers' instructions except where the organisation can show by results that a different time period is appropriate in a particular case.
3. In this context officially recognised standard means those standards established or published by an official body whether having legal personality or not, which are widely recognised by the air transport sector as constituting good practice.

145.A.42 Components

Regulation (EU) 2022/1360

- (a) Classification of components. All components shall be classified into the following categories:
- (i) Components which are in a satisfactory condition, released on an [EASA Form 1](#) or equivalent and marked in accordance with Subpart Q of Annex I (Part 21) or, as applicable, Subpart Q of Section A of Annex Ib (Part 21 Light) to Regulation (EU) No 748/2012, unless otherwise specified in point 21.A.307 of Annex I (Part 21) or point 21L.A.193 of Annex Ib (Part 21 Light) to Regulation (EU) No 748/2012, in point [M.A.502](#) of Annex I (Part-M), in point [ML.A.502](#) of Annex III (Part-ML), or in this Annex (Part-145).
 - (ii) Unserviceable components which shall be maintained in accordance with this Regulation.
 - (iii) Components categorised as unsalvageable because they have reached their mandatory life limitation or contain a non-repairable defect.
 - (iv) Standard parts used on an aircraft, engine, propeller or other aircraft component when specified in the maintenance data and accompanied by evidence of conformity traceable to the applicable standard.
 - (v) Material, both raw and consumable, used in the course of maintenance when the organisation is satisfied that the material meets the required specification and has appropriate traceability. All material shall be accompanied by documentation clearly relating to the particular material and containing a conformity to specification statement as well as the manufacturing and supplier source.
- (b) Components, standard parts and materials for installation
- (i) The organisation shall establish procedures for the acceptance of components, standard parts and materials for installation to ensure that components, standard parts and materials are in satisfactory condition and meet the applicable requirements of point (a).
 - (ii) The organisation shall establish procedures to ensure that components, standard parts and materials shall only be installed on an aircraft or a component when they are in satisfactory condition, meet the applicable requirements of point (a) and the applicable maintenance data specifies the particular component, standard part or material.
 - (iii) The organisation may fabricate a restricted range of parts to be used in the course of undergoing work within its own facilities, provided procedures are identified in the exposition.
 - (iv) Components which are referred to in point (b)(2) of point 21.A.307 of Annex I (Part 21) or in point (b)(2) of point 21L.A.193 of Annex Ib (Part 21 Light) to Regulation (EU) No 748/2012 shall only be installed if considered eligible for installation by the aircraft owner on their own aircraft.
- (c) Segregation of components
- (i) Unserviceable and unsalvageable components shall be segregated from serviceable components, standards parts and materials.
 - (ii) Unsalvageable components shall not be permitted to re-enter the component supply system, unless mandatory life limitation have been extended or a repair solution has been approved in accordance with Regulation (EU) No 748/2012.

AMC1 145.A.42(a)(i) Components

ED Decision 2021/009/R

EASA FORM 1 OR EQUIVALENT

A document equivalent to an [EASA Form 1](#) may be:

- (a) a release document issued by an organisation under the terms of a bilateral agreement signed by the European Union;
- (b) a release document issued by an organisation approved under the terms of a JAA bilateral agreement until superseded by the corresponding agreement signed by the European Union;
- (c) a JAA Form One issued prior to 28 November 2004 by a JAR 145 organisation approved by a JAA Full Member State;
- (d) in the case of new aircraft components that were released from manufacturing prior to the Part 21 compliance date, the component should be accompanied by a JAA Form One issued by a JAR 21 organisation approved by a JAA Full Member State and within the JAA mutual recognition system;
- (e) a JAA Form One issued prior to 28 September 2005 by a production organisation approved by a competent authority in accordance with its national regulations.
- (f) a 'declaration of maintenance accomplished' issued by the person or organisation that performed the maintenance, as specified in point [M.A.502\(e\)](#) or in point [ML.A.502\(c\)](#).

GM1 145.A.42(a)(i) Components

ED Decision 2023/013/R

Point 21.A.307(b) of Annex I (Part 21) and point 21L.A.193(b) of Annex Ib (Part 21 Light) to Regulation (EU) No 748/2012 specify the new components that do not need an EASA Form 1 or equivalent to be eligible for installation. Point 21.A.307(c) of Annex I and point 21L.A.193(c) of Annex Ib to Regulation (EU) No 748/2012 specify the conditions for the document accompanying the component.

AMC1 145.A.42(a)(ii) Components

ED Decision 2020/002/R

UNSERVICEABLE COMPONENTS

- (a) The organisation should ensure the proper identification of any unserviceable components. The unserviceable status of the component should be clearly declared on a tag together with the component identification data and any information that is useful to define actions that are necessary to be taken. Such information should state, as applicable, in-service times, maintenance status, preservation status, failures, defects or malfunctions reported or detected, exposure to adverse environmental conditions, and whether the component is installed on an aircraft that was involved in an accident or incident. Means should be provided to prevent unintentional separation of this tag from the component.
- (b) Unserviceable components should typically undergo maintenance due to:
 - (1) expiry of the service life limit as defined in the aircraft maintenance programme;
 - (2) non-compliance with the applicable airworthiness directives and other continuing airworthiness requirements mandated by the Agency;

- (3) absence of the necessary information to determine the airworthiness status or eligibility for installation;
- (4) evidence of defects or malfunctions; or
- (5) being installed on an aircraft that was involved in an incident or accident likely to affect the component's serviceability.

AMC1 145.A.42(a)(iii) Components

ED Decision 2020/002/R

UNRECOVERABLE COMPONENTS

The following types of components should typically be classified as unrecoverable:

- (a) components with non-repairable defects, whether visible or not to the naked eye;
- (b) components that do not meet design specifications, and cannot be brought into conformity with such specifications;
- (c) components subjected to unacceptable modification or rework that is irreversible;
- (d) parts with mandatory life limitations that have reached or exceeded these limitations, or have missing or incomplete records;
- (e) components whose airworthy condition cannot be restored due to exposure to extreme forces, heat or adverse environmental conditions;
- (f) components for which conformity with an applicable airworthiness directive cannot be accomplished;
- (g) components for which maintenance records and/or traceability to the manufacturer cannot be retrieved.

AMC1 145.A.42(a)(iv) Components

ED Decision 2023/013/R

STANDARD PARTS

- (a) Standard parts are parts that are manufactured in complete compliance with an established industry, Agency, competent authority or other government specification which includes design, manufacturing, test and acceptance criteria, and uniform identification requirements. The specification should include all the information that is necessary to produce and verify conformity of the part. It should be published so that any party may manufacture the part. Examples of specifications are National Aerospace Standards (NAS), Army-Navy Aeronautical Standard (AN), Society of Automotive Engineers (SAE), SAE Sematec, Joint Electron Device Engineering Council, Joint Electron Tube Engineering Council, and American National Standards Institute (ANSI), EN Specifications, etc.
- (b) To designate a part as a standard part, the TC holder or the declarant of a declaration of design compliance may issue a standard parts manual accepted by the competent authority of the original TC holder, or the declarant of a declaration of design compliance, or may make reference in the parts catalogue to the specification to be met by the standard part. Documentation that accompanies standard parts should clearly relate to the particular parts and contain a conformity statement plus both the manufacturing and supplier source. Some materials are subject to special conditions, such as storage conditions or life limitation, etc., and this should be included in the documentation and/or the material's packaging.

- (c) An [EASA Form 1](#) or equivalent is not normally issued and, therefore, none should be expected.

AMC2 145.A.42(a)(iv) Components

ED Decision 2023/013/R

STANDARD PARTS

For sailplanes and powered sailplanes, non-required instruments and/or equipment that are certified or declared (in accordance with Part 21 Light Subpart C) under CS 22.1301(b), if those instruments or equipment, when installed, functioning, functioning improperly or not functioning at all, do not in themselves, or by their effect upon the sailplane and its operation, constitute a safety hazard.

‘Required’ in the term ‘non-required’, as used above, means required by the applicable airworthiness code (CS 22.1303, 22.1305 and 22.1307) or required by the relevant regulations for air operations and the applicable Rules of the Air or as required by air traffic management (e.g. a transponder in certain controlled airspace). Examples of non-required equipment which can be considered to be standard parts may be electrical variometers, bank/slip indicators ball-type, total energy probes, capacity bottles (for variometers), final glide calculators, navigation computers, data logger/barograph/turnpoint camera, bug-wipers and anti-collision systems. Equipment which must be approved in accordance with the airworthiness code shall comply with the applicable ETSO or equivalent and it is not considered to be a standard part (e.g. oxygen equipment).

AMC1 145.A.42(a)(v) Components

ED Decision 2023/013/R

MATERIAL

- (a) Consumable material is any material which is only used once, such as lubricants, cements, compounds, paints, chemical dyes and sealants, etc.
- (b) Raw material is any material that requires further work to make it into a component part of the aircraft, such as metal, plastic, wood, fabric, etc.
- (c) Material both raw and consumable should only be accepted when satisfied that it is to the required specification. To be satisfied, the material and/or its packaging should be marked with the applicable specification and, where appropriate, the batch number.
- (d) Documentation that accompanies all materials should clearly relate to the particular material and contain a conformity statement plus both the manufacturing and supplier source. Some materials are subject to special conditions, such as storage conditions or life limitation, etc., and this should be included in the documentation and/or the material’s packaging.
- (e) An [EASA Form 1](#) or equivalent should not be issued for such materials and, therefore, none should be expected. The material specification is normally identified in the data issued by the (S)TC holder or the declarant of a declaration of design compliance except in the case where the Agency or the competent authority has agreed otherwise.

GM1 145.A.42(b) Components

ED Decision 2020/002/R

Used components maintained by a CAO appropriately approved for component maintenance and released on an EASA Form 1 cannot be installed on complex motor-powered aircraft or aircraft used by an air carrier licensed in accordance with Regulation (EC) No 1008/2008.

AMC1 145.A.42(b)(i) Components

ED Decision 2019/009/R

ACCEPTANCE OF COMPONENTS FOR INSTALLATION

- (a) The procedures for the acceptance of components, standard parts and materials should have the objective of ensuring that the components, standard parts and materials are in satisfactory condition and meet the organisation's requirements. These procedures should be based upon incoming inspections which include:
 - (1) physical inspection of the components, standard parts and materials;
 - (2) review of the accompanying documentation and data, which should be acceptable in accordance with [145.A.42\(a\)](#).
- (b) For the acceptance of components, standard parts and materials from suppliers, the above procedures should include supplier evaluation procedures.

GM1 145.A.42(b)(i) Components

ED Decision 2019/009/R

INCOMING PHYSICAL INSPECTION

- (a) To ensure that components, standard parts and materials are in satisfactory condition, the organisation should perform incoming physical inspections.
- (b) The incoming physical inspection should be performed before the component is installed on the aircraft.
- (c) The following list, although not exhaustive, contains typical checks to be performed:
 - (1) verify the general condition of the components and their packaging in relation to damages that could affect their integrity;
 - (2) verify that the shelf life of the component has not expired;
 - (3) verify that items are received in the appropriate package in respect of the type of the component: e.g. correct ATA 300 or electrostatic sensitive devices packaging, when necessary;
 - (4) verify that the component has all plugs and caps appropriately installed to prevent damage or internal contamination. Care should be taken when tape is used to cover electrical connections or fluid fittings/openings because adhesive residues can insulate electrical connections and contaminate hydraulic or fuel units.
- (d) Items (fasteners, etc.) purchased in batches should be supplied in a package. The packaging should state the applicable specification/standard, part number, batch number, and the quantity of the items. The documentation that accompanies the material should contain the applicable specification/standard, part number, batch number, supplied quantity, and the manufacturing sources. If the material is acquired from different batches, acceptance documentation for each batch should be provided.

GM2 145.A.42(b)(i) Components

ED Decision 2023/013/R

EXAMPLES OF SUPPLIERS

A supplier could be any source that provides components, standard parts or materials to be used for maintenance. Possible sources could be: Part-145 organisations, Part 21 Subpart G or Part 21 Light Subpart G organisations, operators, stockists, distributors, brokers, aircraft owners/lessees, etc.

GM3 145.A.42(b)(i) Components

ED Decision 2023/013/R

SUPPLIER EVALUATION

- (a) The following elements should be considered for the initial and recurrent evaluation of a supplier's quality system to ensure that the component and/or material is supplied in satisfactory condition:
- (1) availability of appropriate up-to-date regulations, specifications (such as component handling/storage data) and standards;
 - (2) standards and procedures for the training of personnel and competency assessment;
 - (3) procedures for shelf-life control;
 - (4) procedures for handling of electrostatic sensitive devices;
 - (5) procedures for identifying the source from which components and materials were received;
 - (6) purchasing procedures that identify documentation to accompany components and materials for subsequent use by approved Part-145 maintenance organisations;
 - (7) procedures for incoming inspection of components and materials;
 - (8) procedures for control of measuring equipment that provide for appropriate storage, usage, and for calibration when such equipment is required;
 - (9) procedures to ensure appropriate storage conditions for components and materials that are adequate to protect the components and materials from damage and/or deterioration. Such procedures should comply with the manufacturers' recommendations and relevant standards;
 - (10) procedures for adequate packing and shipping of components and materials to protect them from damage and deterioration, including procedures for proper shipping of dangerous goods (e.g. ICAO and ATA specifications);
 - (11) procedures for detecting and reporting of suspected unapproved components;
 - (12) procedures for handling unsalvageable components in accordance with applicable regulations and standards;
 - (13) procedures for batch splitting or redistribution of lots and handling of the related documents;
 - (14) procedures for notifying purchasers of any components that have been shipped and have later been identified as not conforming to the applicable technical data or standard;
 - (15) procedures for recall control to ensure that components and materials shipped can be traced and recalled if necessary;

- (16) procedures for monitoring the effectiveness of the quality system.
- (b) Suppliers which are certified to officially recognised standards that have a quality system that includes the elements specified in (a) may be acceptable; such standards include:
- (1) EN/AS9120 and listed in the OASIS database;
 - (2) ASA-100;
 - (3) EASO 2012;
 - (4) FAA AC 00-56.
- The use of such suppliers does not exempt the organisation from its obligations under [145.A.42](#) to ensure that supplied components and materials are in satisfactory condition and meet the applicable criteria of 145.A.42.
- (c) Supplier evaluation may depend on different factors, such as the type of component, whether or not the supplier is the manufacturer of the component, the TC holder or the declarant of a declaration of design compliance or a maintenance organisation, or even specific circumstances such as aircraft on ground. This evaluation may be limited to a questionnaire from the Part-145 organisation to its suppliers, a desktop evaluation of the supplier's procedures or an on-site audit, if deemed necessary.

GM1 145.A.42(b)(ii) Components

ED Decision 2021/009/R

INSTALLATION OF COMPONENTS

Components, standard parts and materials should only be installed when they are specified in the applicable maintenance data as specified in [145.A.45\(b\)](#). So, the installation of a component, standard part or material can only be done after checking the applicable maintenance data.

This check should ensure that the part number, modification status, limitations, etc., of the component, standard part or material are the ones specified in the applicable maintenance data of the particular aircraft or component where the component, standard part or material is going to be installed. The organisation should establish procedures to ensure that this check is performed before installation.

AMC1 145.A.42(b)(iii) Components

ED Decision 2023/013/R

FABRICATION OF PARTS FOR INSTALLATION

- (a) The agreement of the competent authority on the fabrication of parts by the approved maintenance organisation should be formalised through the approval of a detailed procedure in the Maintenance Organisation Exposition (MOE). This AMC contains principles and conditions to be taken into account for the preparation of an acceptable procedure.
- (b) Fabrication, inspection, assembly and test should be clearly within the technical and procedural capability of the organisation.
- (c) All necessary data to fabricate the part should be approved either by the Agency or the type certificate (TC) holder, or Part 21 design organisation approval holder, or supplemental type certificate (STC) holder, or should be declared by the declarant of a declaration of design compliance or, if applicable for a minor change, by a Part 21 design organisation approval holder.

- (d) Items that are fabricated by an organisation approved under Part-145 may only be used by that organisation in the course of overhaul, maintenance, modifications, or repair of aircraft or components, performing work at its own facilities. The permission to fabricate does not constitute approval for manufacture, or to supply externally, and the parts do not qualify for [EASA Form 1](#) certification. This prohibition also applies to the bulk transfer of surplus inventory, in that locally fabricated parts are physically segregated and excluded from any delivery certification.
- (e) Fabrication of parts, modification kits, etc., for onward supply and/or sale may not be conducted by an organisation that is approved under Part-145.
- (f) The data specified in (c) may include repair procedures that involve the fabrication of parts. Where the data on such parts is sufficient to facilitate fabrication, the parts may be fabricated by an organisation that is approved under Part-145. Care should be taken to ensure that the data include details of part numbering, dimensions, materials, processes, and any special manufacturing techniques, special raw material specification and/or incoming inspection requirement, and that the approved organisation has the necessary capability to fabricate those parts. That capability should be defined by way of exposition content. Where special processes or inspection procedures are defined in the approved or declared (in accordance with Part 21 Light Subpart C) data, which are not available at the organisation, the organisation cannot fabricate the part unless the TC/STC holder or the declarant of a declaration of design compliance gives an approved alternative.
- (g) Examples of fabrication within the scope of a Part-145 approval may include but are not limited to the following:
- (1) fabrication of bushes, sleeves and shims;
 - (2) fabrication of secondary structural elements and skin panels;
 - (3) fabrication of control cables;
 - (4) fabrication of flexible and rigid pipes;
 - (5) fabrication of electrical cable looms and assemblies;
 - (6) formed or machined sheet metal panels for repairs.

All the above-mentioned fabricated parts should be in accordance with the data provided in the overhaul or repair manuals, modification schemes and service bulletins, drawings, or should be otherwise approved by the competent authority.

Note: It is not acceptable to fabricate any item to pattern unless an engineering drawing of the item is produced which includes any necessary fabrication process and which is acceptable to the competent authority.

- (h) Where a TC holder or declarant of a declaration of design compliance, or an approved or declared (in accordance with Part 21 Light Subpart G) production organisation, or a production organisation using Part 21 Light Subpart R is prepared to make available complete data which is not referred to in the aircraft manuals or service bulletins but provides manufacturing drawings for items specified in parts lists, the fabrication of these items is not considered to be within the scope of an approval unless agreed otherwise by the competent authority in accordance with a procedure specified in the exposition.
- (i) Inspection and identification
- Any locally fabricated part should be subject to inspection before, separately, and preferably independently from any inspection of its installation. The inspection should establish full

compliance with the relevant manufacturing data, and the part should be unambiguously identified as fit for use by stating conformity to the approved or declared (in accordance with Part 21 Light Subpart C) data. Adequate records should be maintained of all such fabrication processes including heat treatment and final inspections. All parts, except those that do not have enough space, should carry a part number which clearly relates it to the manufacturing/inspection data. In addition to the part's number, the organisation's identity should be marked on the part for traceability purposes.

AMC1 145.A.42(c) Components

ED Decision 2019/009/R

SEGREGATION OF COMPONENTS

- (a) Unserviceable components should be identified and stored in a secure location that is under the control of the maintenance organisation until a decision is made on the future status of such components. The organisation that declared the component to be unserviceable may transfer its custody after identifying it as unserviceable to the aircraft owner provided that such transfer is reflected in the aircraft logbook, or engine logbook, or component logbook.
- (b) 'Secure location under the control of an approved maintenance organisation' refers to a secure location whose security is the responsibility of the approved maintenance organisation. This may include facilities that are established by the organisation at locations different from the main maintenance facilities. These locations should be identified in the relevant procedures of the organisation.
- (c) In the case of unsalvageable components, the organisation should:
 - (1) retain such component in the secure location referred to in paragraph (b);
 - (2) arrange for the component to be mutilated in a manner that ensures that they are beyond economic salvage or repair before disposing it; or
 - (3) mark the component indicating that it is unsalvageable, when in agreement with the component owner, the component is disposed of for legitimate non-flight uses (such as training and education aids, research and development), or for non-aviation applications, mutilation is often not appropriate. Alternatively to marking, the original part number or data plate information can be removed or a record kept of the disposal of the components.

GM1 145.A.42(c)(i) Components

ED Decision 2019/009/R

MUTILATION OF COMPONENTS

- (a) Mutilation should be accomplished in such a manner that the components become permanently unusable for their originally intended use. Mutilated components should not be able to be reworked or camouflaged to provide the appearance of being serviceable, such as by replating, shortening and rethreading long bolts, welding, straightening, machining, cleaning, polishing, or repainting.
- (b) Mutilation may be accomplished by one or a combination of the following procedures:
 - (1) grinding;
 - (2) burning;

- (3) removal of a major lug or other integral feature;
 - (4) permanent distortion of parts;
 - (5) cutting a hole with cutting torch or saw;
 - (6) melting;
 - (7) sawing into many small pieces; and
 - (8) any other method accepted by the competent authority.
- (c) The following procedures are examples of mutilation that are often less successful because they may not be consistently effective:
- (1) stamping or vibro-etching;
 - (2) spraying with paint;
 - (3) small distortions, incisions, or hammer marks;
 - (4) identification by tags or markings;
 - (5) drilling small holes; and
 - (6) sawing in two pieces only.

145.A.45 Maintenance data

Regulation (EU) 2021/1963

- (a) The organisation shall hold and use applicable current maintenance data which is necessary in the performance of maintenance, including modifications and repairs. “Applicable” means relevant to any aircraft, component or process specified in the organisation’s terms of approval and in any associated capability list.
- In the case of maintenance data provided by the person or organisation requesting the maintenance, the organisation shall hold such data when the work is in progress, with the exception of the need to comply with point [145.A.55\(a\)\(3\)](#).
- (b) Applicable maintenance data is the data specified in point [M.A.401\(b\)](#) of Annex I (Part-M) or in point [ML.A.401\(b\)](#) of Annex Vb (Part-ML), as applicable.
- (c) The organisation shall establish procedures to ensure that if inaccurate, incomplete or ambiguous procedure, practice, information or maintenance instruction is found in the maintenance data used by maintenance personnel, it is recorded as part of the internal safety reporting scheme referred to in point [145.A.202](#) and notified to the author of the maintenance data.
- (d) The organisation may only modify maintenance instructions in accordance with a procedure that is specified in the MOE. With respect to changes to maintenance instructions, the organisation shall demonstrate that they result in equivalent or improved maintenance standards, and shall inform the author of the maintenance instructions of such changes. For the purposes of this point, “maintenance instructions” mean instructions on how to carry out a particular maintenance task; they exclude the engineering design of repairs and modifications.
- (e) The organisation shall provide a common work card or worksheet system to be used throughout the relevant parts of the organisation. In addition, the organisation shall either accurately transcribe the maintenance data referred to in points (b) and (d) onto such work cards or worksheets, or make precise reference to the particular maintenance task or tasks contained in

that maintenance data. Work cards and worksheets may be computer generated and held in an electronic database that is adequately protected against unauthorised alteration, and for which there is a backup electronic database which shall be updated within 24 hours after an entry is made to the main electronic database. Complex or long maintenance tasks shall be transcribed onto the work cards or worksheets and subdivided into clear stages to ensure that there is a record of the accomplishment of the complete maintenance task.

When the organisation provides maintenance services to an aircraft operator which requires its own work card or worksheet system to be used, then such work card or worksheet system may be used. In that case, the organisation shall establish a procedure to ensure that those work cards or worksheets are correctly completed.

- (f) The organisation shall ensure that all applicable maintenance data is readily available for use when required by maintenance personnel.
- (g) The organisation shall establish a procedure to ensure that maintenance data it controls is kept up to date. In the case of operator/customer controlled and provided maintenance data, the organisation shall be able to show that either it has written confirmation from the operator/customer that all such maintenance data is up to date or it has work orders specifying the amendment status of the maintenance data to be used or it can show that it is on the operator/customer maintenance data amendment list.

GM1 145.A.45(b) Maintenance data

ED Decision 2021/009/R

The provisions of [GM1 M.A.401\(b\)\(3\) and \(b\)\(4\)](#), [GM1 M.A.401\(b\)\(4\)](#) and [GM1 ML.A.401\(b\)](#) apply.

AMC1 145.A.45(c) Maintenance data

ED Decision 2022/011/R

1. The referenced procedure should ensure that when maintenance personnel discover inaccurate, incomplete or ambiguous information in the maintenance data, they should record the details as part of the internal safety reporting scheme specified in point [145.A.202](#). The procedure should then ensure that the [Part-145](#) approved maintenance organisation notifies the problem to the author of the maintenance data in a timely manner. A record of such communications to the author of the maintenance data should be retained by the [Part-145](#) approved organisation until such time as the author of the maintenance data has clarified the issue by e.g. amending the maintenance data.
2. The referenced procedure should be specified in the MOE.

AMC1 145.A.45(d) Maintenance data

ED Decision 2023/013/R

The referenced procedure should address the need for a practical demonstration by the maintenance personnel proposing the change to the compliance monitoring personnel, of the modified maintenance instruction. Depending on the nature of the maintenance instruction modification, a risk assessment may be required to demonstrate that an equivalent or improved maintenance standard is reached. When satisfied, the compliance monitoring personnel should approve the modified maintenance instruction, and ensure that the author of the maintenance instruction is informed of the modified maintenance instruction. The procedure should include a paper/electronic traceability of the complete process from start to finish, and ensure that the relevant maintenance instruction

clearly identifies the modification. Modified maintenance instructions should only be used in the following circumstances:

- (a) Where the original intent of the maintenance instruction can be carried out in a more practical or more efficient manner.
- (b) Where the original intent of the maintenance instruction cannot be achieved when following the maintenance instructions. For example, where a component cannot be replaced following the original maintenance instructions.
- (c) For the use of alternative tools / equipment.

Important Note: Critical Design Configuration Control Limitations (CDCCL) are airworthiness limitations. Any modification of the maintenance instructions linked to CDCCL constitutes a change to a (restricted) type certificate that should be approved in accordance with Part 21 or Part 21 Light.

AMC1 145.A.45(e) Maintenance data

ED Decision 2022/011/R

1. 'The relevant parts of the organisation' means, as appropriate, aircraft base maintenance, aircraft line maintenance, specialised services, component workshops such as engine workshops, mechanical workshops or avionics workshops. Therefore, a common system should be used, for example, throughout the engine workshops, which may be different from that in the aircraft base maintenance.
2. The work cards should differentiate and specify, when relevant, disassembly, accomplishment of tasks, reassembly and testing as well as the error-capturing method (e.g. independent inspection). In the case of a lengthy maintenance task involving a succession of personnel to complete such a task, it may be necessary to use supplementary work cards or worksheets to indicate what was actually accomplished by each individual person.
3. With reference to point [145.A.65\(a\)](#), human factors should be taken into account during the development of work cards and worksheets.
4. 'Complex or long maintenance tasks' refers to tasks involving multiple disciplines or multiple shifts, or multiple zones/access opening, special tools, etc., or a combination of these.

The stages into which the work cards are to be subdivided should refer to where work can be interrupted. Subdivision should also indicate when a different discipline continues to work if no separate work cards are provided.

5. Where required by the operator/CAMO/CAO to use their work card or worksheet system, the maintenance organisation should assess the system for compliance with the maintenance organisation procedures, for example, the subdivision of complex or long maintenance tasks.

AMC 145.A.45(f) Maintenance data

ED Decision 2015/029/R

1. Data being made available to personnel maintaining aircraft means that the data should be available in close proximity to the aircraft being maintained for supervisors, mechanics and certifying staff to study.
2. Where computer systems are used, the number of computer terminals should be sufficient in relation to the size of the work programme to enable easy access, unless the computer system can produce paper copies. Where microfilm or microfiche readers/printers are used, a similar requirement is applicable.

AMC1 145.A.45(g) Maintenance data

ED Decision 2023/013/R

To keep data up-to-date, a procedure should be set up to monitor the amendment status of all data and maintain a check that all amendments are being received by being a subscriber to any document amendment scheme. Special attention should be given to mandatory instructions and associated airworthiness limitations published by design approval holders or the declarant of a declaration of design compliance.

145.A.47 Production planning

Regulation (EU) 2021/1963

- (a) The organisation shall have a system appropriate to the amount and complexity of work to plan the availability of all necessary personnel, tools, equipment, material, maintenance data and facilities in order to ensure the safe completion of the maintenance work.
- (b) As part of the management system, the planning of maintenance tasks, and the organising of shifts, shall take into account human performance limitations, including the threat of fatigue for maintenance personnel.
- (c) When it is required to hand over the continuation or completion of maintenance tasks for reasons of a shift or personnel changeover, relevant information shall be adequately communicated between outgoing and incoming personnel.
- (d) The organisation shall ensure that aviation safety hazards associated with external working teams carrying out maintenance at the organisation's facilities are considered by the organisation's management system.

AMC 145.A.47(a) Production planning

ED Decision 2016/011/R

1. Depending on the amount and complexity of work generally performed by the maintenance organisation, the planning system may range from a very simple procedure to a complex organisational set-up including a dedicated planning function in support of the production function.
2. For the purpose of [Part-145](#), the production planning function includes two complementary elements:
 - scheduling the maintenance work ahead, to ensure that it will not adversely interfere with other work as regards the availability of all necessary personnel, tools, equipment, material, maintenance data and facilities.
 - during maintenance work, organising maintenance teams and shifts and provide all necessary support to ensure the completion of maintenance without undue time pressure.
3. When establishing the production planning procedure, consideration should be given to the following:
 - logistics,
 - inventory control,
 - square meters of accommodation,

- man-hours estimation,
- man-hours availability,
- preparation of work,
- hangar availability,
- environmental conditions (access, lighting standards and cleanliness),
- co-ordination with internal and external suppliers, etc.
- scheduling critical maintenance tasks during periods when staff are likely to be most alert.

AMC1 145.A.47(b) Production planning

ED Decision 2022/011/R

CONSIDERATION OF FATIGUE IN THE PLANNING OF MAINTENANCE

- (a) The way and the extent to which the organisation should consider the threat of fatigue in the planning of tasks and organising of shifts will vary from one organisation to another and from one maintenance event to another, depending on what maintenance is to be carried out, how, where, when and by whom.
- (b) Fatigue is one example of human factors issues which should be taken into account by the management system, particularly for the planning activity. In this respect, where the organisation activity is prone to fatigue issues, the organisation should:
- (1) ensure that the safety policy required by point [145.A.200\(a\)](#) gives due consideration to the aspects of fatigue;
 - (2) ensure that the internal safety reporting scheme required by point [145.A.202](#) enables the collection of fatigue issues;
 - (3) ensure that the threat of fatigue is adequately taken into account by the management system key processes (e.g. assessment, management, monitoring);
 - (4) provide safety promotion material and adapt safety training accordingly.
- (c) The organising of shifts should consider good practices in the maintenance domain and applicable rules. The resulting shift schedule should be shared with the maintenance staff sufficiently in advance so they can plan adequate rest.
- The established shift durations should not be exceeded merely for management convenience even when staff is willing to work extended hours.
- (d) The organisation should have a procedure (including mitigations) to address cases where the working hours are to be significantly increased, or when the shift pattern is to be significantly modified, such as for urgent operational reasons. In cases not covered by that procedure, the organisation should perform a specific risk assessment and define additional mitigation actions, as applicable. Basic mitigations may include:
- (1) additional supervision and independent inspection;
 - (2) limitation of maintenance tasks to non-critical tasks;
 - (3) use of additional rest breaks.

GM1 145.A.47(b) Production planning

ED Decision 2022/011/R

CONSIDERATION OF FATIGUE IN THE PLANNING OF MAINTENANCE

- (a) Fatigue may be induced by:
- (i) the environment and conditions (e.g. noise, humidity, temperature, closed section, working overhead) in which the work is carried out;
 - (ii) excessive hours of duty and shift working, particularly with multiple shift periods or patterns, additional overtime or night work;
 - (iii) travel to the maintenance location (e.g. jetlag, duration)

Fatigue is one of the factors that may contribute towards maintenance errors when it is not properly considered as part of planning activities.

- (b) Taking into account the threat of fatigue in the planning of maintenance tasks and organising of shifts refers to setting up the maintenance and the shifts in a way that enables the maintenance staff to remain sufficiently free from fatigue so they can perform the planned maintenance safely, including:
- providing rest periods of sufficient time to overcome the effects of the previous shift and to be rested by the start of the following shift;
 - avoiding shift patterns that cause a serious disruption of an established sleep/work pattern, such as alternating day/night duties;
 - planning recurrent extended rest periods and notifying staff sufficiently in advance.

AMC 145.A.47(c) Production planning

ED Decision 2015/029/R

The primary objective of the changeover / handover information is to ensure effective communication at the point of handing over the continuation or completion of maintenance actions. Effective task and shift handover depends on three basic elements:

- The outgoing person's ability to understand and communicate the important elements of the job or task being passed over to the incoming person.
- The incoming person's ability to understand and assimilate the information being provided by the outgoing person.
- A formalised process for exchanging information between outgoing and incoming persons and a planned shift overlap and a place for such exchanges to take place.

GM1 145.A.47(d) Production planning

ED Decision 2022/011/R

'External working teams' refers to an organisation that does not belong to the Part-145 organisation in whose facility the maintenance is being carrying out, and which is, for example (this list is not exhaustive):

- contracted by the [Part-145](#) maintenance organisation; or
- subcontracted by the [Part-145](#) maintenance organisation; or
- contracted by the person or organisation responsible for the aircraft continuing airworthiness.

The objective of point [145.A.47\(d\)](#) is to manage the risk involved in the actual execution of maintenance by the various organisations at the same location.

Example: The need for one organisation to be informed that they should not put the aircraft in a certain configuration (regarding, for instance, electrical power) if this could contribute to an error in the maintenance performed by another organisation.

Note: Refer to [GM2 145.A.205](#) for the difference between contracting and subcontracting maintenance activities.

145.A.48 Performance of maintenance

Regulation (EU) 2021/1963

- (a) The organisation may only carry out maintenance on an aircraft or component for which it is approved when all the necessary facilities, equipment, tooling, material, maintenance data and personnel are available.
- (b) The organisation shall be responsible for the maintenance that is performed within the scope of its approval.
- (c) The organisation shall ensure that:
 - (1) after the completion of the maintenance, a general verification is carried out to ensure that the aircraft or component is clear of all tools, equipment and any extraneous parts or material, and that all access panels that were removed have been refitted;
 - (2) an error-capturing method is implemented after the performance of any critical maintenance task;
 - (3) the risk of errors during maintenance and the risk of errors being repeated in identical maintenance tasks are minimised;
 - (4) damage is assessed, and modifications and repairs are carried out using the data specified in point [M.A.304](#) of Annex I (Part-M) or point [ML.A.304](#) of Annex Vb (Part-ML), as applicable;
 - (5) the assessment of aircraft defects is carried out in accordance with point [M.A.403\(b\)](#) of Annex I (Part-M) or [ML.A.403\(b\)](#) of Annex Vb (Part-ML), as applicable.

GM 145.A.48 Performance of maintenance

ED Decision 2016/011/R

AUTHORISED PERSON

An 'authorised person' is a person formally authorised by the maintenance organisation to perform or supervise a maintenance task. An 'authorised person' is not necessarily 'certifying staff'.

SIGN-OFF

A 'sign-off' is a statement issued by the 'authorised person' which indicates that the task or group of tasks has been correctly performed. A 'sign-off' relates to one step in the maintenance process and is, therefore, different to a certificate of release to service.

AMC1 145.A.48(a) Performance of maintenance

ED Decision 2022/011/R

Point (a) of [145.A.48](#) is intended to cover the situation where the organisation may temporarily not hold all the necessary tools, equipment, material, maintenance data, etc. for an aircraft type or variant, or component specified in the organisation's scope of work. This point means that the competent authority need not amend the approval to delete the aircraft type or variants, or component on the basis that it is a temporary situation and there is a commitment from the organisation to re-acquire tools, equipment etc. before maintenance on the related aircraft or component may recommence.

GM1 145.A.48(c) Performance of maintenance

ED Decision 2022/011/R

CRITICAL DESIGN CONFIGURATION CONTROL LIMITATIONS (CDCCL)

The organisation should ensure that when performing maintenance the CDCCL are not compromised. The organisation should pay particular attention to possible adverse effects of any change to the wiring of the aircraft, even of a change not specifically associated with the fuel tank system. For example, it should be common practice to identify the segregation of fuel gauging system wiring as a CDCCL. The organisation can prevent adverse effects associated with changes to the wiring by standardising maintenance practices through training, and not through periodic inspections. Training should be provided to avoid indiscriminate routing and splicing of wires and to provide comprehensive knowledge of critical design features of fuel tank systems that would be controlled by a CDCCL. Guidance on the training of maintenance organisation personnel is provided in [Appendix IV to AMC5 145.A.30\(e\) and AMC2 145.B.200\(a\)\(3\)](#) [DxCrossRefBm1385130162](#).

AMC1 145.A.48(c)(2) Performance of maintenance

ED Decision 2022/011/R

The organisation should have a procedure to identify the error-capturing methods, the critical maintenance tasks, the training and the qualifications of staff applying error-capturing methods, and how the organisation ensures that its staff is familiar with critical maintenance tasks and error-capturing methods.

AMC2 145.A.48(c)(2) Performance of maintenance

ED Decision 2023/013/R

CRITICAL MAINTENANCE TASKS

- (a) The procedure should ensure that the following maintenance tasks are reviewed to assess their impact on flight safety:
 - (1) tasks that may affect the control of the aircraft flight path and attitude, such as installation, rigging and adjustments of flight controls;
 - (2) aircraft stability control systems (autopilot, fuel transfer);
 - (3) tasks that may affect the propulsive force of the aircraft, including installation of aircraft engines, propellers and rotors; and
 - (4) overhaul, calibration or rigging of engines, propellers, transmissions and gearboxes.
- (b) The procedure should describe which data sources are used to identify critical maintenance tasks. Several data sources may be used, such as:

- (1) information from the design approval holder or the declarant of a declaration of design compliance;
- (2) accident reports;
- (3) investigation and follow-up of incidents;
- (4) occurrence reporting;
- (5) flight data analysis, where this is available from the person or organisation responsible for the aircraft continuing airworthiness;
- (6) results of audits and independent inspections;
- (7) monitoring schemes for normal operations, where these are available from the person or organisation responsible for the aircraft continuing airworthiness;
- (8) feedback from training.

AMC3 145.A.48(c)(2) Performance of maintenance

ED Decision 2022/011/R

ERROR-CAPTURING METHODS

- (a) Error-capturing methods are those actions defined by the organisation to detect maintenance errors that are made while performing maintenance.
- (b) The organisation should ensure that the error-capturing methods are adequate for the work and the disturbance of the system. A combination of several actions (e.g. visual inspection, operational check, functional test, rigging check) may be necessary in some cases.

AMC4 145.A.48(c)(2) Performance of maintenance

ED Decision 2022/011/R

INDEPENDENT INSPECTION

Independent inspection is one possible error-capturing method.

- (a) What is an independent inspection

An independent inspection is an inspection performed by an 'independent qualified person' of a task carried out by an 'authorised person', taking into account that:

- (1) the 'authorised person' is the person who performs the task or supervises the task and they assume the full responsibility for the completion of the task in accordance with the applicable maintenance data;
- (2) the 'independent qualified person' is the person who performs the independent inspection and attests the satisfactory completion of the task and that no deficiencies have been found. The 'independent qualified person' does not issue a certificate of release to service, therefore they are not required to hold certification privileges;
- (3) the 'authorised person' issues the certificate of release to service or signs off the completion of the task after the independent inspection has been carried out satisfactorily;
- (4) the work card system used by the organisation should record the identification of both persons and the details of the independent inspection as necessary before the certificate of release to service or sign-off for the completion of the task is issued.

(b) Qualifications of persons performing independent inspections

The organisation should have procedures to demonstrate that the ‘independent qualified person’ has been trained and has gained experience in the specific inspection to be performed. The organisation could consider making use of, for example:

- (1) staff holding a certifying staff or support staff or sign-off authorisation or equivalent necessary to release or sign off the critical maintenance task;
- (2) staff holding a certifying staff or support staff or sign-off authorisation or equivalent necessary to release or sign off similar task in a product of similar category and having received specific practical training in the task to be inspected; or
- (3) a commander holding a limited certification authorisation in accordance with [145.A.30\(j\)\(4\)](#) and having received adequate practical training and having enough experience in the specific task to be inspected and on how to perform independent inspection.

(c) How to perform an independent inspection

An independent inspection should ensure correct assembly, locking and sense of operation. When inspecting control systems that have undergone maintenance, the independent qualified person should consider the following points independently:

- (1) all those parts of the system that have actually been disconnected or disturbed should be inspected for correct assembly and locking;
- (2) the system as a whole should be inspected for full and free movement over the complete range;
- (3) cables should be tensioned correctly with adequate clearance at secondary stops;
- (4) the operation of the control system as a whole should be observed to ensure that the controls are operating in the correct sense;
- (5) if different control systems are interconnected so that they affect each other, all the interactions should be checked through the full range of the applicable controls; and
- (6) software that is part of the critical maintenance task should be checked, for example: version, compatibility with aircraft configuration.

(d) What to do in unforeseen cases when only one person is available

REINSPECTION:

- (1) Reinspection is an error-capturing method subject to the same conditions as an independent inspection is, except that the ‘authorised person’ performing the maintenance task is also acting as ‘independent qualified person’ and performs the inspection.
- (2) Reinspection, as an error-capturing method, should only be performed in unforeseen circumstances when only one person is available to carry out the task and perform the independent inspection. The circumstances cannot be considered unforeseen if the person or organisation has not assigned a suitable ‘independent qualified person’ to that particular line station or shift.

- (3) The certificate of release to service is issued after the task has been performed by the ‘authorised person’ and the reinspection has been carried out satisfactorily. The work card system used by the organisation should record the identification and the details of the reinspection before the certificate of release to service for the task is issued.

AMC1 145.A.48(c)(3) Performance of maintenance

ED Decision 2022/011/R

The procedures should be aimed at:

- (a) minimising errors and preventing omissions. Therefore, the procedures should specify:
- (1) that every maintenance task is signed off only after completion;
 - (2) how the grouping of tasks for the purpose of sign-off allows critical steps to be clearly identified; and
 - (3) that work performed by personnel under supervision (i.e. temporary staff, trainees) is checked and signed off by an authorised person;
- (b) minimising the possibility of an error being repeated in identical tasks and, therefore, compromising more than one system or function. Thus, the procedures should ensure that no person is required to perform a maintenance task involving removal/installation or assembly/disassembly of several components of the same type fitted to more than one system, a failure of which could have an impact on safety, on the same aircraft or component during a particular maintenance check. However, in unforeseen circumstances when only one person is available, the organisation may make use of reinspection as described in point (d) of [AMC4 145.A.48\(c\)\(2\)](#).

GM1 145.A.48(c)(3) Performance of maintenance

ED Decision 2022/011/R

To minimise the risk of errors during maintenance and the risk of errors being repeated in identical maintenance tasks, the organisation may implement:

- procedures to plan the performance by different persons of the same task in different systems;
- independent inspection or re-inspection procedures.

145.A.50 Certification of maintenance

Regulation (EU) 2021/1963

- (a) A certificate of release to service shall be issued by appropriately authorised certifying staff on behalf of the organisation when that certifying staff has verified that all the maintenance that was ordered has been properly carried out by the organisation in accordance with the procedures specified in point [145.A.70](#), taking into account the availability and use of the maintenance data specified in point [145.A.45](#), and that there are no known non-compliances which endanger flight safety.
- (b) A certificate of release to service shall be issued before flight at the completion of any maintenance.
- (c) New defects or incomplete maintenance work orders identified during the maintenance shall be brought to the attention of the person or organisation responsible for the aircraft continuing airworthiness for the specific purpose of obtaining agreement to rectify such defects or

completing the missing elements of the maintenance work order. In the case where that person or organisation declines to have such maintenance carried out under this point, point (e) is applicable.

- (d) A certificate of release to service shall be issued by appropriately authorised certifying staff on behalf of the organisation after the maintenance that was ordered has been carried out on a component whilst it was off the aircraft. The authorised release certificate “EASA Form 1” referred to in Appendix II of Annex I (Part-M) constitutes the component certificate of release to service except if otherwise specified in point [M.A.502](#) of Annex I (Part-M) or [ML.A.502](#) of Annex Vb (Part-ML), as applicable. When an organisation maintains a component for its own use, the EASA Form 1 may not be necessary if the organisation’s internal release procedures in its MOE so provides.
- (e) By derogation to point (a), when the organisation is unable to complete all maintenance ordered, it may issue a certificate of release to service within the approved aircraft limitations. The organisation shall enter such fact in the aircraft certificate of release to service before the issue of such certificate.
- (f) By way of derogation from point 145.A.50(a) and point [145.A.42](#), when an aircraft is grounded at a location other than the main line station or main maintenance base due to the non-availability of a component with the appropriate release certificate, the organisation contracted for the maintenance of that aircraft may temporarily fit a component without the appropriate release certificate for a maximum of 30 flight hours or until the aircraft first returns to the main line station or main maintenance base, whichever is the sooner, subject to the agreement of the person or organisation responsible for the aircraft’s continuing airworthiness and subject to that component having a suitable release certificate but otherwise in compliance with all applicable maintenance and operational requirements. Such components shall be removed by the time limit provided for in the first sentence of this point unless an appropriate release certificate has been obtained in the meantime under points 145.A.50(a) and [145.A.42](#).

AMC 145.A.50 Certification of maintenance after embodiment of a Standard Change or Standard Repair (SC/SR)

ED Decision 2020/002/R

[AMC M.A.801](#) of the AMC to Part-M and [AMC1 ML.A.801](#) of the AMC to Part-ML contain acceptable means of compliance for the release to service of a SC/SR by an organisation approved in accordance with [Part-145](#).

GM1 145.A.50(a) Certification of maintenance

ED Decision 2022/011/R

‘Endanger flight safety’ means any instances where safe operation could not be assured, or which could lead to an unsafe condition. These typically include, but are not limited to, significant cracking, deformation, corrosion or failure of primary structure, any evidence of burning, electrical arcing, significant hydraulic fluid or fuel leakage, and any emergency system or total system failure. An airworthiness directive that is overdue for compliance is also considered to be a hazard to flight safety.

However, the intent is not to require the maintenance organisation to find or become responsible for hidden non-compliances which are not expected to be discovered during the ordered maintenance.

A certificate of release to service issued by a maintenance organisation certifies that the performed maintenance work, as agreed in the work order or the contract, has been completed in accordance

with the applicable requirements and the maintenance organisation's approved procedures. In the case of aircraft maintenance, it does not necessarily mean that the aircraft is in airworthy condition. Ensuring that the aircraft is airworthy before each flight always remains the responsibility of the person or organisation managing the aircraft continuing airworthiness.

AMC 145.A.50(b) Certification of maintenance

ED Decision 2023/013/R

1. The certificate of release to service should contain the following statement:
'Certifies that the work specified, except as otherwise specified, was carried out in accordance with [Part-145](#) and in respect to that work the aircraft/aircraft component is considered ready for release to service'.
Reference should also be made to the EASA [Part-145](#) approval number and the identity of the person who issued the release.
2. It is acceptable to use an alternate abbreviated certificate of release to service consisting of the following statement '[Part-145](#) release to service' instead of the full certification statement specified in paragraph 1. When the alternate abbreviated certificate of release to service is used, the introductory section of the technical log should include an example of the full certification statement from paragraph 1.
3. The certificate of release to service should relate to the task specified in the instructions issued by the (S)TC holder or the declarant of a declaration of design compliance or operator or in the aircraft maintenance programme which itself may cross-refer to maintenance data.
4. The date such maintenance was carried out should include when the maintenance took place relative to any life or overhaul limitation in terms of date/flying hours/cycles/landings etc., as appropriate.
5. When extensive maintenance has been carried out, it is acceptable for the certificate of release to service to summarise the maintenance as long as there is a unique cross-reference to the work package containing full details of maintenance carried out. Dimensional information should be retained in the work-pack record.

AMC1 145.A.50(d) Certification of maintenance

ED Decision 2022/011/R

The purpose of the certificate is to certify maintenance work carried out on assemblies/items/components/parts (hereafter referred to as 'item(s)'). It also allows the removal from aircraft of items in a 'serviceable' condition in accordance with [AMC2 145.A.50\(d\)](#) in order to fit them to another aircraft/aircraft component.

The certificate is to be used for export/import purposes, as well as for domestic purposes, and serves as an official certificate for items from the manufacturer/maintenance organisation to users.

It can only be issued by organisations approved by the particular competent authority within the scope of the approval.

The certificate may be used as a rotatable tag by utilising the available space on the reverse side of the certificate for any additional information and dispatching the item with two copies of the certificate so that one copy may be eventually returned with the item to the maintenance organisation. The alternative solution is to use existing rotatable tags and also supply a copy of the certificate.

A certificate should not be issued for any item when it is known that the item is unserviceable except in the case of an item undergoing a series of maintenance processes at several maintenance organisations approved under [Part-145](#) and the item needs a certificate for the previous maintenance process carried out for the next maintenance organisation approved under [Part-145](#) to accept the item for subsequent maintenance processes. In such a case, a clear statement of limitation should be endorsed in Block 12.

AMC2 145.A.50(d) Certification of maintenance

ED Decision 2023/013/R

1. A component which has been maintained off the aircraft needs the issuance of a certificate of release to service for such maintenance and another certificate of release to service in regard to being installed properly on the aircraft when such action occurs.

When an organisation maintains a component for use by the same organisation, an [EASA Form 1](#) may not be necessary depending upon the organisation's internal release procedures defined in the maintenance organisation exposition.

2. In the case of the issue of [EASA Form 1](#) for components in storage before [Part-145](#) and Part-21 became effective and not released on an [EASA Form 1](#) or equivalent in accordance with [145.A.42\(a\)](#) or removed serviceable from a serviceable aircraft or an aircraft which has been withdrawn from service the following applies:
 - 2.1. An [EASA Form 1](#) may be issued for an aircraft component which has been:
 - Maintained before [Part-145](#) became effective or manufactured before Part-21 became effective.
 - Used on an aircraft and removed in a serviceable condition. Examples include leased and loaned aircraft components.
 - Removed from aircraft which have been withdrawn from service, or from aircraft which have been involved in abnormal occurrences such as accidents, incidents, heavy landings or lightning strikes.
 - Maintained by an unapproved organisation.
 - 2.2. An appropriately rated maintenance organisation approved under [Part-145](#) may issue an [EASA Form 1](#) as detailed in this AMC subparagraph 2.5 to 2.9, as appropriate, in accordance with procedures detailed in the exposition as approved by the competent authority. The appropriately rated organisation is responsible for ensuring that all reasonable measures have been taken to ensure that only approved and serviceable aircraft components are issued an [EASA Form 1](#) under this paragraph.
 - 2.3. For the purposes of this AMC No 2 only, appropriately rated means an organisation with an approval class rating for the type of component or for the product in which it may be installed.
 - 2.4. An [EASA Form 1](#) issued in accordance with this paragraph 2 should be issued by signing in block 14b and stating 'Inspected/Tested' in block 11. In addition, block 12 should specify:
 - 2.4.1. When the last maintenance was carried out and by whom.
 - 2.4.2. If the component is unused, when the component was manufactured and by whom with a cross-reference to any original documentation which should be included with the Form.

- 2.4.3. A list of all airworthiness directives, repairs and modifications known to have been incorporated. If no airworthiness directives or repairs or modifications are known to be incorporated, then this should be so stated.
- 2.4.4. Detail of life used for life-limited parts and time-controlled components being any combination of fatigue, overhaul or storage life.
- 2.4.5. For any aircraft component having its own maintenance history record, reference to the particular maintenance history record as long as the record contains the details that would otherwise be required in block 12. The maintenance history record and acceptance test report or statement, if applicable, should be attached to the [EASA Form 1](#).
- 2.5. New/unused aircraft components
- 2.5.1. Any unused aircraft component in storage without an [EASA Form 1](#) up to the effective date(s) for Part-21 that was manufactured by an organisation acceptable to the competent authority at that time may be issued with an [EASA Form 1](#) by an appropriately rated maintenance organisation approved under [Part-145](#). The EASA Form 1 should be issued in accordance with the following subparagraphs which should be included in a procedure within the maintenance organisation manual.
- Note 1: It should be understood that the release of a stored but unused aircraft component in accordance with this paragraph represents a maintenance release under [Part-145](#) and not a production release under Part-21. It is not intended to bypass the production release procedure agreed by the Member State for parts and subassemblies intended for fitment on the manufacturers' own production line.
- (a) An acceptance test report or statement should be available for all used and unused aircraft components that are subjected to acceptance testing after manufacturing or maintenance as appropriate.
- (b) The aircraft component should be inspected for compliance with the manufacturer's instructions and limitations for storage and condition including any requirement for limited storage life, inhibitors, controlled climate and special storage containers. In addition or in the absence of specific storage instructions the aircraft component should be inspected for damage, corrosion and leakage to ensure good condition.
- (c) The storage life used of any storage life-limited parts should be established.
- 2.5.2. If it is not possible to establish satisfactory compliance with all applicable conditions specified in subparagraph 2.5.1(a) to (c) inclusive, the aircraft component should be disassembled by an appropriately rated organisation and subjected to a check for incorporated airworthiness directives, repairs and modifications and inspected/tested in accordance with the maintenance data to establish satisfactory condition and, if relevant, all seals, lubricants and life-limited parts should be replaced. Upon satisfactory completion after reassembly, an [EASA Form 1](#) may be issued stating what was carried out and the reference of the maintenance data included.

- 2.6. Used aircraft components removed from a serviceable aircraft
- 2.6.1. Serviceable aircraft components removed from a Member State registered aircraft may be issued with an [EASA Form 1](#) by an appropriately rated organisation subject to compliance with this subparagraph.
- (a) The organisation should ensure that the component was removed from the aircraft by an appropriately qualified person.
 - (b) The aircraft component may only be deemed serviceable if the last flight operation with the component fitted revealed no faults on that component/related system.
 - (c) The aircraft component should be inspected for satisfactory condition including in particular damage, corrosion or leakage and compliance with any additional maintenance data.
 - (d) The aircraft record should be researched for any unusual events that could affect the serviceability of the aircraft component such as involvement in accidents, incidents, heavy landings or lightning strikes. Under no circumstances may an [EASA Form 1](#) be issued in accordance with this paragraph 2.6 if it is suspected that the aircraft component has been subjected to extremes of stress, temperatures or immersion which could affect its operation.
 - (e) A maintenance history record should be available for all used serialised aircraft components.
 - (f) Compliance with known modifications and repairs should be established.
 - (g) The flight hours/cycles/landings as applicable of any life-limited parts and time-controlled components including time since overhaul should be established.
 - (h) Compliance with known applicable airworthiness directives should be established.
 - (i) Subject to satisfactory compliance with this subparagraph 2.6.1, an [EASA Form 1](#) may be issued and should contain the information as specified in paragraph 2.4 including the aircraft from which the aircraft component was removed.
- 2.6.2. Serviceable aircraft components removed from a non-Member State registered aircraft may only be issued with an [EASA Form 1](#) if the components are leased or loaned from the maintenance organisation approved under [Part-145](#) who retains control of the airworthiness status of the components. An [EASA Form 1](#) may be issued and should contain the information as specified in paragraph 2.4 including the aircraft from which the aircraft component was removed.
- 2.7. Used aircraft components removed from an aircraft withdrawn from service. Serviceable aircraft components removed from a Member State registered aircraft withdrawn from service may be issued with an [EASA Form 1](#) by a maintenance organisation approved under [Part-145](#) subject to compliance with this subparagraph.
- (a) Aircraft withdrawn from service are sometimes dismantled for spares. This is considered to be a maintenance activity and should be accomplished under the

- control of an organisation approved under [Part-145](#), employing procedures approved by the competent authority.
- (b) To be eligible for installation, components removed from such aircraft may be issued with an [EASA Form 1](#) by an appropriately rated organisation following a satisfactory assessment.
 - (c) As a minimum, the assessment will need to satisfy the standards set out in paragraphs 2.5 and 2.6 as appropriate. This should, where known, include the possible need for the alignment of scheduled maintenance that may be necessary to comply with the maintenance programme applicable to the aircraft on which the component is to be installed.
 - (d) Irrespective of whether the aircraft holds a certificate of airworthiness or not, the organisation responsible for certifying any removed component should ensure that the manner in which the components were removed and stored are compatible with the standards required by [Part-145](#).
 - (e) A structured plan should be formulated to control the aircraft disassembly process. The disassembly is to be carried out by an appropriately rated organisation under the supervision of certifying staff who will ensure that the aircraft components are removed and documented in a structured manner in accordance with the appropriate maintenance data and disassembly plan.
 - (f) All recorded aircraft defects should be reviewed and the possible effects these may have on both normal and standby functions of removed components are to be considered.
 - (g) Dedicated control documentation is to be used as detailed by the disassembly plan, to facilitate the recording of all maintenance actions and component removals performed during the disassembly process. Components found to be unserviceable are to be identified as such and quarantined pending a decision on the actions to be taken. Records of the maintenance accomplished to establish serviceability are to form part of the component maintenance history.
 - (h) Suitable [Part-145](#) facilities for the removal and storage of removed components are to be used which include suitable environmental conditions, lighting, access equipment, aircraft tooling and storage facilities for the work to be undertaken. While it may be acceptable for components to be removed, given local environmental conditions, without the benefit of an enclosed facility, subsequent disassembly (if required) and storage of the components should be in accordance with the manufacturer's recommendations.
- 2.8. Used aircraft components maintained by organisations not approved in accordance with [Part-145](#). For used components maintained by a maintenance organisation not approved under [Part-145](#), due care should be taken before acceptance of such components. In such cases an appropriately rated maintenance organisation approved under [Part-145](#) should establish satisfactory conditions by:
- (a) dismantling the component for sufficient inspection in accordance with the appropriate maintenance data;
 - (b) replacing all life-limited parts and time-controlled components when no satisfactory evidence of life used is available and/or the components are in an unsatisfactory condition;

- (c) reassembling and testing as necessary the component;
 - (d) completing all certification requirements as specified in [145.A.50](#).
- 2.9. Used aircraft components removed from an aircraft involved in an accident or incident. Such components should only be issued with an [EASA Form 1](#) when processed in accordance with paragraph 2.7 and a specific work order including all additional necessary tests and inspections deemed necessary by the accident or incident. Such a work order may require input from the TC holder or the declarant of a declaration of design compliance or original manufacturer as appropriate. This work order should be referenced in block 12.

GM 145.A.50(d) EASA Form 1 Block 12 'Remarks'

ED Decision 2015/029/R

Examples of data to be entered in this block as appropriate:

- Maintenance documentation used, including the revision status, for all work performed and not limited to the entry made in block 11.
- A statement such as 'in accordance with the CMM' is not acceptable.
- NDT methods with appropriate documentation used when relevant.
- Compliance with airworthiness directives or service bulletins.
- Repairs carried out.
- Modifications carried out.
- Replacement parts installed.
- Life-limited parts status.
- Shelf life limitations.
- Deviations from the customer work order.
- Release statements to satisfy a foreign Civil Aviation Authority maintenance requirement.
- Information needed to support shipment with shortages or re-assembly after delivery.
- References to aid traceability, such as batch numbers.

AMC1 145.A.50(e) Certification of maintenance

ED Decision 2023/013/R

1. Being unable to establish full compliance with point [145.A.50\(a\)](#) means that the maintenance required by the person or organisation responsible for the aircraft continuing airworthiness could not be completed due to either running out of available aircraft maintenance downtime for the scheduled check, or by virtue of the condition of the aircraft requiring additional maintenance downtime, or because the maintenance data requires a flight to be performed as part of the maintenance, as described in paragraph 4.
2. The person or organisation responsible for the aircraft continuing airworthiness is responsible for ensuring that all required maintenance has been carried out before flight and therefore [145.A.50\(e\)](#) requires such person or organisation to be informed in the case where full compliance with [145.A.50\(a\)](#) cannot be achieved within the relevant limitations. If that person

or organisation agrees to the deferment of full compliance, then the certificate of release to service may be issued subject to details of the deferment, including the competent authority of the State of Registry, being endorsed on the certificate.

Note: Whether or not the person or organisation responsible for the aircraft continuing airworthiness does have the authority to defer maintenance is an issue between that person or organisation and the competent authority of the State of Registry. In case of doubt concerning such a decision, the approved maintenance organisation should inform its competent authority of such doubt, before issuing the certificate of release to service. This will allow this competent authority to investigate the matter with the competent authority of the State of Registry or the State of the operator as appropriate.

3. The procedure should draw attention to the fact that [145.A.50\(a\)](#) does not normally permit the issue of a certificate of release to service in the case of non-compliance and should state what action the mechanic, supervisor and certifying staff should take to bring the matter to the attention of the relevant department or person responsible for technical co-ordination with the person or organisation responsible for the aircraft continuing airworthiness so that the issue may be discussed and resolved with that person or organisation. In addition, the appropriate person(s) as specified in point [145.A.30\(b\)](#) should be kept informed in writing of such possible non-compliance situations and this should be included in the procedure.
4. Certain maintenance data issued by the design approval holder or the declarant of a declaration of design compliance (e.g. aircraft maintenance manual (AMM)) requires that a maintenance task be performed in flight as a necessary condition to complete the maintenance ordered. Within the aircraft limitations, an appropriately authorised certifying staff should release the incomplete maintenance before the flight on behalf of the maintenance organisation. [GM M.A.301\(i\)](#) or [GM1 ML.A.301\(f\)](#) describe the relations with the aircraft operator, which retains the responsibility for the maintenance check flight (MCF). After performing the flight and any additional maintenance necessary to complete the maintenance ordered, a certificate of release to service should be issued in accordance with [145.A.50\(a\)](#).

AMC1 145.A.50(f) Certification of maintenance

ED Decision 2022/011/R

1. Suitable release certificate means a certificate which clearly states that the aircraft component is serviceable; that clearly specifies the organisation releasing said component together with details of the authority under whose approval the organisation works including the approval or authorisation reference.
2. 'Compliance with all applicable maintenance and operational requirements' means, in particular, making an appropriate entry in the aircraft continuing airworthiness record system or if applicable, in the aircraft technical log system, checking the compatibility of the component with the aircraft approved design, including modifications, repairs, airworthiness directives, life limitations and condition of the aircraft component plus information on where, when and why the aircraft was grounded.

145.A.55 Record-keeping

Regulation (EU) 2021/1963

- (a) Maintenance records
- (1) The organisation shall record the details of the maintenance work that is carried out within the scope of its approval. As a minimum, the organisation shall retain all the records that are necessary to prove that all the requirements have been met for the issue of the certificate of release to service, including, if any, subcontractor's release documents.
 - (2) The organisation shall provide a copy of each certificate of release to service to the operator or customer, together with copies of the detailed maintenance records that are associated with the work carried out and that are necessary to demonstrate compliance with point [M.A.305](#) of Annex I (Part-M) or [ML.A.305](#) of Annex Vb (Part-ML), as applicable.
 - (3) The organisation shall retain a copy of all detailed maintenance records (including certificates of release to service) and of any associated maintenance data for 3 years from the date when the aircraft or component to which the work relates was issued with a certificate of release to service.
 - (4) If an organisation terminates its operation, it shall transfer all the retained maintenance records that cover the last 3 years to the last customer or owner of the respective aircraft or component, or shall store them in the manner specified by the competent authority.
- (b) Airworthiness review records
- (1) If an organisation has the privilege referred to in point [145.A.75\(f\)](#), it shall retain a copy of each airworthiness review certificate that it has issued, together with all the supporting documents, and shall make those records available, upon request, to the owner of the aircraft.
 - (2) The organisation shall retain a copy of all the records referred to in point (1) for 3 years after the issue of the airworthiness review certificate.
 - (3) If an organisation terminates its operation, it shall transfer all the retained airworthiness review records that cover the last 3 years to the last owner or operator of the respective aircraft, or shall store them in the manner specified by the competent authority.
- (c) Management system, contracting and subcontracting records
- The organisation shall ensure that the following records are retained for a minimum period of 5 years:
- (i) records of management system key processes referred to in point [145.A.200](#);
 - (ii) contracts, both for contracting and subcontracting, referred to in point [145.A.205](#).
- (d) Personnel records
- (1) The organisation shall ensure that the following records are retained:
 - (i) records of the qualifications, training and experience of the personnel involved in maintenance, compliance monitoring and safety management;
 - (ii) records of the qualifications, training and experience of all airworthiness review staff.
 - (2) The records of all airworthiness review staff shall include details of any appropriate qualifications held, together with a summary of their relevant continuing airworthiness

- experience and training, and a copy of the airworthiness review authorisation issued to that staff by the organisation.
- (3) The records of all the certifying staff and support staff shall include the following:
- (i) the details of any aircraft maintenance licence held under [Annex III \(Part-66\)](#) or equivalent;
 - (ii) the scope of the certification authorisations that were issued to that staff, where relevant;
 - (iii) the particulars of the staff that held limited or one-off certification authorisations referred to in point [145.A.30\(j\)](#).
- (4) Personnel records shall be kept for as long as a person works for the organisation, and shall be retained for at least 3 years after the person has left the organisation, or after an authorisation issued to that person has been withdrawn.
- (5) The organisation shall give to the staff referred to in points (2) and (3), upon their request, access to their personnel records as detailed in those points. In addition, upon their request, the maintenance organisation shall furnish each of them with a copy of their personnel records on leaving the organisation.
- (e) The organisation shall establish a record-keeping system that allows adequate storage and reliable traceability of all its activities.
- (f) The format of the records shall be specified in the organisation's procedures.
- (g) The records shall be stored in a manner that ensures that they are protected from damage, alteration and theft.

AMC1 145.A.55 Record-keeping

ED Decision 2022/011/R

GENERAL

- (a) The record-keeping system should ensure that all records are accessible within a reasonable time whenever they are needed. These records should be organised in a manner that ensures their traceability and retrievability throughout the required retention period.
- (b) Records should be kept in paper form, or in electronic format, or a combination of the two. Records that are stored on microfilm or in optical disc formats are also acceptable. The records should remain legible throughout the required retention period. The retention period starts when the record is created or was last amended.
- (c) Paper systems should use robust materials which can withstand normal handling and filing. Computer record systems should have at least one backup system, which should be updated within 24 hours of any new entry. Computer record systems should include safeguards to prevent unauthorised personnel from altering the data.
- (d) All computer hardware that is used to ensure the backup of data should be stored in a different location from the one that contains the working data, and in an environment that ensures that the data remains in a good condition. When hardware or software changes take place, special care should be taken to ensure that all the necessary data continues to be accessible through at least the full period specified in the relevant provision. In the absence of any such indications, all records should be kept for a minimum period of 3 years.

GM1 145.A.55 Record-keeping

ED Decision 2022/011/R

RECORDS

Microfilming or optical storage of records may be carried out at any time. The records should be as legible as the original record, and remain so for the required retention period.

GM1 145.A.55(a)(1) Record-keeping

ED Decision 2022/011/R

MAINTENANCE RECORDS

1. Properly executed and retained maintenance records provide:
 - (i) owners and persons or organisations responsible for aircraft continuing airworthiness with information essential in establishing the airworthiness status of aircraft or component, and in particular, in controlling unscheduled and scheduled maintenance;
 - (ii) maintenance personnel with information essential for troubleshooting eliminating the need for re-inspection and rework.

The prime objective is to have secure and easily retrievable records with comprehensive and legible contents. The aircraft record should contain basic details of all serialised aircraft components and all other significant aircraft components installed during the maintenance performed, to ensure traceability to such installed aircraft component documentation, associated maintenance data and data for modifications and repairs.

2. Some gas turbine engines are assembled from modules, and a true total time in service for a total engine is not kept. When it is desirable to take advantage of the modular design, then the total time in service and the maintenance records for each module are to be maintained. The maintenance records as specified are to be kept with the module and should show compliance with any mandatory requirements pertaining to that module.

AMC1 145.A.55(a)(3) Record-keeping

ED Decision 2023/013/R

'Associated maintenance data' refers to specific information such as data pertaining to embodiment of a repair or modification data. This does not necessarily require the retention of all Aircraft Maintenance Manual, Component Maintenance Manual, IPC, etc. issued by the TC holder, the STC holder or the declarant of a declaration of design compliance. Maintenance records should refer to the revision status of the data used.

AMC1 145.A.55(d) Record-keeping

ED Decision 2022/011/R

RECORDS OF CERTIFYING STAFF AND SUPPORT STAFF

1. The following minimum information, as applicable, should be kept on record in respect of certifying staff or support staff:
 - (a) Name;
 - (b) Date of birth;
 - (c) Basic training;

- (d) Task training or product/type training;
 - (e) Recurrent training;
 - (f) Experience;
 - (g) Qualifications relevant to the authorisation;
 - (h) Scope of the authorisation (role, product, level of maintenance, etc.);
 - (i) Date of first issue of the authorisation;
 - (j) Expiry date of the authorisation (if appropriate); and
 - (k) Identification number of the authorisation.
2. The record may be kept in any format but should be controlled by the organisation's compliance monitoring function. This does not mean that the compliance monitoring manager should run the record system.
 3. The number of persons authorised to access the system should be kept to a minimum to ensure that records cannot be altered in an unauthorised manner, and that such confidential records do not become accessible to any unauthorised persons.
 4. The competent authority is authorised to access personal records when investigating the records system for initial certification and oversight, or when the competent authority has cause to doubt the competency of a particular person.

AMC2 145.A.55(d) Record-keeping

ED Decision 2022/011/R

RECORDS OF AIRWORTHINESS REVIEW STAFF

The following minimum information, as applicable, should be kept on record in respect of each airworthiness review staff:

- (a) Name;
- (b) Date of birth;
- (c) Certifying staff authorisation;
- (d) Experience as certifying staff on aircraft covered by [Part-ML](#);
- (e) Qualifications relevant to the approval (knowledge of relevant parts of [Part-ML](#), and knowledge of the relevant airworthiness review procedures);
- (f) Scope of the airworthiness review authorisation and personal authorisation reference;
- (g) Date of the first issue of the airworthiness review authorisation; and
- (h) Expiry date of the airworthiness review authorisation (if appropriate).

145.A.60 Occurrence reporting

Regulation (EU) 2022/1360

- (a) As part of its management system, the organisation shall establish and maintain an occurrence-reporting system, including mandatory and voluntary reporting. For organisations that have their principal place of business in a Member State, a single system may be established to meet the requirements of Regulation (EU) No 376/2014 and its implementing acts and of Regulation (EU) 2018/1139 and its delegated and implementing acts.

- (b) The organisation shall report to its competent authority and to the organisation responsible for the design of the aircraft or component:
- (i) any safety-related event or condition of an aircraft or component identified by the organisation which endangers or, if not corrected or addressed, could endanger an aircraft, its occupants or any other person; and
 - (ii) in particular any accident or serious incident.
- (c) The organisation shall also report any such event or condition that affects an aircraft to the person or organisation that is responsible for the continuing airworthiness of that aircraft in accordance with point [M.A.201](#) of Annex I (Part-M) or point [ML.A.201](#) Annex Vb (Part-ML), as applicable. For events or conditions that affect aircraft components, the organisation shall report to the person or organisation that requested the maintenance.
- (d) For organisations that do not have their principal place of business in a Member State:
- (1) the initial mandatory reports shall:
 - (i) appropriately safeguard the confidentiality of the identity of the reporter and of the persons mentioned in the report;
 - (ii) be made as soon as practicable, but in any case within 72 hours after the organisation has become aware of the occurrence unless exceptional circumstances prevent this;
 - (iii) be made in a form and manner established by the competent authority;
 - (iv) contain all pertinent information about the condition known to the organisation;
 - (2) where relevant, a follow-up report that provides details of the actions the organisation intends to take to prevent similar occurrences in the future shall be made as soon as those actions have been identified; those follow-up reports shall:
 - (i) be sent to the entities referred to in points (b) and (c) to which the initial report was sent;
 - (ii) be made in a form and manner established by the competent authority.

AMC1 145.A.60 Occurrence reporting

ED Decision 2022/011/R

GENERAL

- (a) Where the organisation holds one or more additional organisation certificates within the scope of Regulation (EU) 2018/1139 and its delegated and implementing acts:
- (1) the organisation may establish an integrated occurrence reporting system covering all certificate(s) held; and
 - (2) single reports for occurrences should only be provided if the following conditions are met:
 - (i) the report includes all relevant information from the perspective of the different organisation certificates held;
 - (ii) the report addresses all relevant specific mandatory data fields and clearly identifies all certificate holders for which the report is made; and
 - (iii) the competent authority for all certificates is the same and such single reporting was agreed with that competent authority.

- (b) The organisation should assign responsibility to one or more suitably qualified persons with clearly defined authority, for coordinating action on airworthiness occurrences and for initiating any necessary further investigation and follow-up activity.
- (c) If more than one person are assigned such responsibility, the organisation should identify a single person to act as the main focal point for ensuring that a single reporting channel is established to the accountable manager. This should in particular apply to organisations holding one or more additional organisation certificates within the scope of Regulation (EU) 2018/1139 and its delegated and implementing acts where the occurrence reporting system is fully integrated with that required under the additional certificate(s) held.

AMC2 145.A.60 Occurrence reporting

ED Decision 2023/013/R

The organisation should share relevant safety-related occurrence reports with the design approval holder or the declarant of a declaration of design compliance of the aircraft or component in order to enable it to issue appropriate service instructions and recommendations to all relevant parties. Liaison with the design approval holder or the declarant of a declaration of design compliance is recommended to establish whether published or proposed service information will resolve a problem or to obtain a solution to a particular problem.

GM1 145.A.60 Occurrence reporting

ED Decision 2022/011/R

MANDATORY REPORTING — GENERAL

- (a) For organisations having their principal place of business in a Member State, Regulation (EU) 2015/1018 lays down a list classifying occurrences in civil aviation to be mandatorily reported. This list should not be understood as being an exhaustive collection of all issues that may pose a significant risk to aviation safety and therefore reporting should not be limited to items listed in that Regulation.
- (b) AMC-20 ‘General Acceptable Means of Compliance for Airworthiness of Products, Parts and Appliances’ provides further details on occurrence reporting (AMC 20-8A).

GM1 145.A.60(b) Occurrence reporting

ED Decision 2023/013/R

Depending on the case, the organisation responsible for the design of the aircraft or component can be:

- (a) the ‘design approval holder’: it may be the holder of a type certificate, a restricted type certificate, a supplemental type certificate, a European Technical Standard Order (ETSO) authorisation, a major repair design approval, a major change design approval or any other relevant approval or authorisation for products, parts and appliances deemed to have been issued under Commission Regulation (EU) No 748/2012;
- (b) the declarant of a declaration of design compliance made under Subpart C of Annex Ib (Part 21 Light) to Regulation (EU) No 748/2012.

145.A.65 Maintenance procedures

Regulation (EU) 2021/1963

- (a) The organisation shall establish procedures which ensure that human factors and good maintenance practices are taken into account during maintenance, including subcontracted activities, and which comply with the applicable requirements of this Annex, [Annex I \(Part-M\)](#) and [Annex Vb \(Part-ML\)](#). Such procedures shall be agreed with the competent authority.
- (b) The maintenance procedures established under this point shall:
 - (1) ensure that a clear maintenance work order or contract has been agreed between the organisation and the person or organisation that requests the maintenance, to clearly establish the maintenance to be carried out so that the aircraft and components may be released to service in accordance with point [145.A.50](#);
 - (2) cover all the aspects of carrying out the maintenance, including the provision and control of specialised services, and lay down the standards according to which the organisation intends to work.

AMC1 145.A.65 Maintenance procedures

ED Decision 2022/011/R

GENERAL

1. Maintenance procedures should be kept up to date such that they reflect the current best practices within the organisation, while being compliant with the Regulation. All organisation's employees should report differences via their organisation's internal safety reporting scheme.
2. All procedures, and changes to those procedures, should be verified and validated before use where practicable and applicable.
3. All procedures should be designed and presented in accordance with good human factors principles.

GM1 145.A.65 Maintenance procedures

ED Decision 2022/011/R

HUMAN FACTORS PRINCIPLES

The following key points should be considered when designing and presenting technical procedures in accordance with good human factors principles:

- (a) The design of procedures and changes should involve maintenance personnel who have a good working knowledge of the tasks;
- (b) Ensuring that the procedures are accurate, appropriate and usable, and reflect best practices;
- (c) Taking account of the level of expertise and experience of the user;
- (d) Taking account of the environment in which the procedures are to be used;
- (e) Ensuring that all the key information is included without the procedure being unnecessarily complex;
- (f) Where appropriate, explaining the reasons for the procedure;
- (g) The order of the tasks and the steps should reflect best practices, with the procedure clearly stating where the order of steps is critical, and where changes to the order are acceptable;

- (h) Ensuring consistency in the design of procedures and the use of terminology, abbreviations, references, etc.
- (i) For documents produced in the English language, using ‘simplified English’.

GM2 145.A.65(b)(1) Maintenance procedures

ED Decision 2022/011/R

[Appendix XI to AMC M.A.708\(c\)](#) or [Appendix IV to AMC1 CAMO.A.315\(c\)](#) provide guidance on the elements that need to be considered for the maintenance contract between the CAMO and the maintenance organisation. The [Part-145](#) organisation should take into account these elements to ensure that a clear contract or work order has been concluded before providing maintenance services.

AMC1 145.A.65(b)(2) Maintenance procedures

ED Decision 2022/011/R

Specialised services include any specialised activity, such as, but not limited to, non-destructive testing requiring particular skills and/or qualification. Point [145.A.30\(f\)](#) covers the qualification of personnel but, in addition, there is a need to establish maintenance procedures that cover the control of any specialised process.

145.A.70 Maintenance organisation exposition (MOE)

Regulation (EU) 2021/1963

- (a) The organisation shall establish and maintain a maintenance organisation exposition (MOE) that includes, directly or by reference, all of the following:
 - (1) a statement signed by the accountable manager confirming that the maintenance organisation will at all times work in accordance with this Annex, [Annex I \(Part-M\)](#) and [Annex Vb \(Part-ML\)](#), as applicable, and with the approved MOE. If the accountable manager is not the chief executive officer of the organisation, then the chief executive officer shall countersign the statement;
 - (2) the organisation’s safety policy and the related safety objectives referred to in point [145.A.200\(a\)\(2\)](#);
 - (3) the title(s) and name(s) of the person(s) nominated under points [145.A.30\(b\)](#), [\(c\)](#) and [\(ca\)](#);
 - (4) the duties and responsibilities of the persons nominated under points [145.A.30\(b\)](#), [\(c\)](#) and [\(ca\)](#), including the matters on which they may deal directly with the competent authority on behalf of the organisation;
 - (5) an organisation chart showing the accountability and associated lines of responsibility, established in accordance with point [145.A.200\(a\)\(1\)](#), between all the persons referred to in points [145.A.30\(a\)](#), [\(b\)](#), [\(c\)](#) and [\(ca\)](#);
 - (6) a list of the certifying staff and, if applicable, support staff and airworthiness review staff with their scope of authorisation;
 - (7) a general description of the manpower resources and of the system that is in place to plan the availability of staff, as required by point [145.A.30\(d\)](#);
 - (8) a general description of the facilities at each approved location;
 - (9) a specification of the scope of work of the organisation that is relevant to the terms of approval as required by point [145.A.20](#);

- (10) the procedure that sets out the scope of changes not requiring prior approval and that describes how such changes will be managed and notified to the competent authority, as required by point [145.A.85\(c\)](#);
 - (11) the procedure for amending the MOE;
 - (12) the procedures specifying how the organisation ensures compliance with this Annex;
 - (13) a list of the commercial operators to which the organisation provides regular aircraft maintenance services, and the associated procedures;
 - (14) where applicable, a list of the subcontracted organisations referred to in point [145.A.75\(b\)](#);
 - (15) a list of the approved locations including, where applicable, line maintenance locations referred to in point [145.A.75\(d\)](#);
 - (16) a list of the contracted organisations;
 - (17) a list of the currently approved alternative means of compliance used by the organisation.
- (b) The initial issue of the MOE shall be approved by the competent authority. It shall be amended as necessary so that it remains an up-to-date description of the organisation.
- (c) Amendments to the MOE shall be managed as set out in the procedures referred to in points (a)(10) and (a)(11). Any amendments that are not included in the scope of the procedure referred to in point (a)(10), as well as any amendments related to the changes listed in point [145.A.85\(a\)](#), shall be approved by the competent authority.

AMC1 145.A.70 Maintenance organisation exposition (MOE)

ED Decision 2022/011/R

- (a) Personnel should be familiar with those parts of the MOE that are relevant to their tasks.
- (b) The organisation should designate the person responsible for monitoring and amending the MOE, including associated procedures or manuals, in accordance with point [145.A.70\(c\)](#).
- (c) The organisation may use electronic data processing (EDP) for the publication of the MOE. Attention should be paid to the compatibility of the EDP systems with the necessary dissemination, both internally and externally, of the MOE.
- (d) When information is provided by reference (e.g. separate document, manual or electronic data file), the organisation should establish clear cross-reference to such documents or files in the MOE and have procedures for the management of these document or files.

GM1 145.A.70 Maintenance organisation exposition (MOE)

ED Decision 2022/011/R

1. The purpose of the MOE is to:
 - specify the scope of work and show how the organisation intends to comply with this Annex; and
 - provide all the necessary information and procedures for the personnel of the organisation to perform their duties.
2. Complying with its contents will ensure that the organisation remains in compliance with [Part-145](#) and, as applicable, [Part-M](#) and/or [Part-ML](#).

AMC1 145.A.70(a) Maintenance organisation exposition (MOE)

ED Decision 2022/011/R

This AMC provides an outline of the layout of an acceptable MOE. Where an organisation uses a different format, for example, to allow the exposition to serve for more than one approval within the scope of Regulation (EU) 2018/1139, then the exposition should contain an index that shows where the subject matter can be found in the exposition.

PART 1 GENERAL

- 1.1 Statement by the accountable manager
- 1.2 Safety policy and objectives
- 1.3 Management personnel
- 1.4 Duties and responsibilities of the management personnel
- 1.5 Management organisation chart
- 1.6 List of certifying staff, support staff and airworthiness review staff
- 1.7 Manpower resources
- 1.8 General description of the facilities at each address intended to be approved
- 1.9 Organisation's intended scope of work
- 1.10 Procedures for changes (including MOE amendment) requiring prior approval
- 1.11 Procedures for changes (including MOE amendment) not requiring prior approval
- 1.12 Procedure for alternative means of compliance (AltMoC)

PART 2 MAINTENANCE PROCEDURES

- 2.1 Supplier evaluation and subcontractor control procedure
- 2.2 Acceptance/inspection of aircraft components and material, and installation
- 2.3 Storage, tagging and delivery of components and material to maintenance
- 2.4 Acceptance of tools and equipment
- 2.5 Calibration of tools and equipment
- 2.6 Use of tooling and equipment by staff (including alternate tools)
- 2.7 Procedure for controlling working environment and facilities
- 2.8 Maintenance data and relationship to aircraft/aircraft component manufacturers' instructions including updating and availability to staff
- 2.9 Acceptance, coordination and performance of repair works
- 2.10 Acceptance, coordination and performance of scheduled maintenance works
- 2.11 Acceptance, coordination and performance of airworthiness directives works
- 2.12 Acceptance, coordination and performance of modification works
- 2.13 Maintenance documentation development, completion and sign-off

- 2.14 Technical record control
- 2.15 Rectification of defects arising during maintenance
- 2.16 Release to service procedure
- 2.17 Records for the person or organisation that ordered maintenance
- 2.18 Occurrence reporting
- 2.19 Return of defective aircraft components to store
- 2.20 Defective components to outside contractors
- 2.21 Control of computer maintenance record systems
- 2.22 Control of man-hour planning versus scheduled maintenance work
- 2.23 Critical maintenance tasks and error-capturing methods
- 2.24 Reference to specific procedures such as:
 - Engine running procedures
 - Aircraft pressure run procedures
 - Aircraft towing procedures
 - Aircraft taxiing procedures
- 2.25 Procedures to detect and rectify maintenance errors.
- 2.26 Shift/task handover procedures
- 2.27 Procedures for notification of maintenance data inaccuracies and ambiguities
- 2.28 Production planning and organising of maintenance activities
- 2.29 Airworthiness review procedures and records
- 2.30 Fabrication of parts
- 2.31 Procedure for component maintenance under aircraft or engine rating
- 2.32 Maintenance away from approved locations
- 2.33 Procedure for assessment of work scope as line or base maintenance

PART L2 ADDITIONAL LINE MAINTENANCE PROCEDURES

(Part L2 may complement where necessary, procedures established in Part 2)

- L2.1 Line maintenance control of aircraft components, tools, equipment, etc.
- L2.2 Line maintenance procedures related to servicing/fuelling/de-icing, including inspection for/removal of de-icing/anti-icing fluid residues, etc.
- L2.3 Line maintenance control of defects and repetitive defects
- L2.4 Line procedure for completion of technical logs
- L2.5 Line procedure for pooled parts and loaned parts
- L2.6 Line procedure for return of defective parts removed from aircraft
- L2.7 Line procedure for critical maintenance tasks and error-capturing methods

PART 3 MANAGEMENT SYSTEM PROCEDURES

- 3.1 Hazard identification and safety risk management schemes
- 3.2 Internal safety reporting and investigations
- 3.3 Safety action planning
- 3.4 Safety performance monitoring
- 3.5 Change management
- 3.6 Safety training (including human factors) and promotion
- 3.7 Immediate safety action and coordination with the operator's emergency response plan (ERP)
- 3.8 Compliance monitoring
 - 3.8.1 Audit plan and audit procedures
 - 3.8.2 Product audit and inspections
 - 3.8.3 Audit findings — corrective action procedure
- 3.9 Certifying staff and support staff qualifications, authorisation and training procedures
- 3.10 Certifying staff and support staff records
- 3.11 Airworthiness review staff qualification, authorisation and records
- 3.12 Compliance monitoring and safety management personnel
- 3.13 Independent inspection staff qualification
- 3.14 Mechanics qualification and records
- 3.15 Process for exemption from aircraft/aircraft component maintenance tasks
- 3.16 Concession control for deviations from the organisation's procedures
- 3.17 Qualification procedure for specialised activities such as NDT, welding, etc.
- 3.18 Management of external working teams
- 3.19 Competency assessment of personnel
- 3.20 Training procedures for on-the-job training as per Section 6 of [Appendix III to Part-66](#) (limited to the case where the competent authority for the Part-145 approval and for the Part-66 licence is the same).
- 3.21 Procedure for the issue of a recommendation to the competent authority for the issue of a Part-66 licence in accordance with point [66.B.105](#) (limited to the case where the competent authority for the Part-145 approval and for the Part-66 licence is the same).
- 3.22 Management system record-keeping

PART 4 RELATIONSHIP WITH CUSTOMER/OPERATORS

- 4.1 List of the commercial operators to which the organisation provides regular aircraft maintenance services
- 4.2 Customer interface procedures and paperwork

4.3 [Reserved]

PART 5 SUPPORTING DOCUMENTS

- 5.1 Sample documents
- 5.2 List of subcontractors as per point [145.A.75\(b\)](#)
- 5.3 List of line maintenance locations as per point [145.A.75\(d\)](#)
- 5.4 List of contracted organisations as per point [145.A.70\(a\)\(16\)](#)
- 5.5 List of used AltMoC as per point [145.A.70\(a\)\(17\)](#)

PART 6 RESERVED

PART 7 FAA SUPPLEMENTARY PROCEDURES FOR A TITLE 14 CFR PART 145 REPAIR STATION

This section is reserved for those EASA Part-145 approved maintenance organisations that are also certificated as an FAA Title 14 CFR Part 145 repair station.

The contents of this Part should be based on the Maintenance Annex Guidance (MAG) issued by EASA and the FAA following the agreement between the United States of America and the European Union on cooperation in the regulation of civil aviation safety.

PART 8 TRANSPORT CANADA CIVIL AVIATION (TCCA) SUPPLEMENTARY PROCEDURES FOR A CAR 573 MAINTENANCE ORGANISATION

This section is reserved for those EASA Part-145 approved maintenance organisations holding a CAR 573 approval.

The content of this Part should be based on the Maintenance Annex Guidance (MAG) issued by EASA and the TCCA following the agreement on civil aviation safety between the European Union and Canada.

PART 9 ANAC SUPPLEMENTARY PROCEDURES FOR AN RBAC 145 MAINTENANCE ORGANISATION

This section is reserved for those EASA Part-145 approved maintenance organisations that hold an RBAC 145 approval.

The contents of this Part should be based on the Maintenance Annex Guidance (MAG) issued by EASA and ANAC following the agreement on civil aviation safety between the European Union and Brazil.

AMC1 145.A.70(a)(1) Maintenance organisation exposition (MOE)

ED Decision 2022/011/R

ACCOUNTABLE MANAGER STATEMENT

Part 1 of the MOE should include a statement signed by the accountable manager (and countersigned by the chief executive officer, if different), confirming that the MOE and any associated manuals will be complied with at all times.

The accountable manager's exposition statement as specified under point [145.A.70\(a\)\(1\)](#) should embrace the intent of the following paragraph, and in fact, this statement may be used without amendment. Any modification to the statement should not alter the intent.

'This exposition and any associated referenced manuals define the organisation and procedures upon which the Part-145 approval certificate is issued by (competent authority).*

These procedures are endorsed by the undersigned and must be complied with, as applicable, when contracts or work orders are being progressed under the organisation approval certificate.

These procedures do not override the necessity of complying with any new or amended regulation published from time to time where these new or amended regulations are in conflict with these procedures.

It is understood that the approval of the organisation is based on the continuous compliance of the organisation with Part-145, Part-M and Part-ML, as applicable, and with the organisation's procedures described in this exposition. The competent authority is entitled to limit, suspend, or revoke the approval certificate if the organisation fails to fulfil the obligations imposed by Part-145, Part-M and Part-ML, as applicable, or any conditions according to which the approval was issued.*

Signed

Dated

Accountable Manager and..... (quote position).....

Chief Executive Officer ...

For and on behalf of..... (quote organisation's name).....'

Note: Where it states ('competent authority*'), please insert the actual name of the competent authority, for example, EASA, the LBA, the DGAC, etc.

Whenever the accountable manager changes, it is important that the new accountable manager signs the statement at the earliest opportunity.

145.A.75 Privileges of the organisation

Regulation (EU) 2021/1963

In accordance with the MOE, the organisation shall be entitled to carry out the following tasks:

- (a) maintain any aircraft or component for which it is approved at the locations identified in the certificate and in the MOE;
- (b) arrange for the maintenance of any aircraft or component for which it is approved at another subcontracted organisation that works under the management system of the organisation. This is limited to the work permitted under the procedures established in accordance with point [145.A.65](#) and it shall not include a base maintenance check of an aircraft, or a complete workshop maintenance check or overhaul of an engine or an engine module;
- (c) Maintain any aircraft or any component for which it is approved at any location subject to the need for such maintenance arising either from the unserviceability of the aircraft or from the necessity of supporting occasional line maintenance, subject to the conditions specified in the exposition;

- (d) Maintain any aircraft and/or component for which it is approved at a location identified as a line maintenance location capable of supporting minor maintenance and only if the organisation exposition both permits such activity and lists such locations;
- (e) Issue certificates of release to service in respect of completion of maintenance in accordance with point [145.A.50](#);
- (f) if specifically approved to do so for aircraft covered by [Annex Vb \(Part-ML\)](#) and if it has its principal place of business in one of the Member States, the organisation may perform airworthiness reviews and issue the corresponding airworthiness review certificates under the conditions specified in point [ML.A.903](#) of Annex Vb (Part-ML).

AMC1 145.A.75(b) Privileges of the organisation

ED Decision 2022/011/R

SUBCONTRACTING

1. Working under the management system of an organisation appropriately approved under [Part-145](#) (subcontracting) refers to the case of one organisation, whether or not it is approved under Part-145, that carries out certain maintenance (see paragraph 3.1) under the approval certificate of a Part-145. In order to subcontract, the Part-145 organisation should have a procedure for the control of such subcontractors as described below. Any approved maintenance organisation that carries out maintenance under its own approval certificate for another approved maintenance organisation is not considered to be subcontracted for the purpose of this paragraph, but contracted by that other organisation (see [GM2 145.A.205](#)).
2. Maintenance of engines or engine modules other than ‘a complete workshop maintenance check or overhaul’ is intended to mean any maintenance that can be carried out without disassembly of the core engine or, in the case of modular engines, without disassembly of any core module.
3. FUNDAMENTALS OF SUBCONTRACTING UNDER PART-145
 - 3.1. The most common reasons for allowing an organisation approved under [Part-145](#) to subcontract is to permit acceptance of certain maintenance tasks carried out by subcontractors when approvals by the competent authority of those subcontractors are not justified (e.g. limited scope of work, limited volume of maintenance activities, limited number of potential customers, limited need in time) or when the subcontractors cannot demonstrate compliance with all elements of the regulation (e.g. no maintenance facilities, specialised staff not covering all maintenance scope).

This subcontracting option permits the acceptance of the following maintenance:

- (a) specialised maintenance services, such as, but not limited to, surface treatment (e.g. plating, plasma spraying), fabrication of specified parts for repairs/modifications, welding, etc.;
- (b) aircraft maintenance (e.g. line maintenance, leaks detection in fuel tanks, special repairs/modifications, complete aircraft painting) up to but not including a complete base maintenance check as specified in point [145.A.75\(b\)](#);
- (c) component maintenance.;
- (d) engine maintenance up to but not including a complete workshop maintenance check or overhaul of an engine or engine module as specified in point [145.A.75\(b\)](#).

- 3.2. When maintenance is carried out under the management system of a [Part-145](#) organisation, it means that for the duration of such maintenance, the Part-145 approval has been temporarily extended to include the subcontractor. It therefore follows that all parts of the subcontractor (facilities, personnel, equipment and tools, components, maintenance data and procedures) involved with the maintenance organisation's products undergoing maintenance should meet Part-145 requirements and the Part-145 organisation's MOE for the duration of that maintenance, and it remains the Part-145 organisation's responsibility to ensure such requirements are satisfied.
 - 3.3. When subcontracting, the [Part-145](#) organisation is not required to have complete facilities for the maintenance that it needs to sub-contract, but it should have its own expertise to determine whether the subcontractor meets the necessary standards. However, a Part-145 organisation cannot be approved unless it has in-house the facilities, personnel, equipment and tools, components, maintenance data, procedures and expertise to carry out the majority of the maintenance for which it wishes to receive the terms of approval.
 - 3.4. The organisation may find it necessary to include specialised subcontractors to enable it to be approved to issue the certificate of release to service of a particular maintenance. Examples are provided in point 3.1(a). To authorise the use of such subcontractors, the competent authority will need to be satisfied that the [Part-145](#) organisation has the necessary expertise and procedures to control such subcontractors.
 - 3.5. A maintenance organisation working outside the scope of its terms of approval is deemed to be not approved for the work considered. Such an organisation may in this circumstance operate only as a subcontractor under the management system and control of another organisation appropriately approved under [Part-145](#).
 - 3.6. Authorisation to sub-contract is indicated by the competent authority approving the MOE containing a specific procedure on the control of subcontractors as well as a list of subcontractors.
4. PART-145 PROCEDURES FOR THE CONTROL OF SUBCONTRACTORS
- 4.1. A pre-audit procedure should be established whereby the [Part-145](#) organisation should audit a prospective subcontractor to determine whether those services of the subcontractor that it wishes to use meet the intent of Part-145. This audit should be performed under the responsibility of the compliance monitoring function.
 - 4.2. The [Part-145](#) organisation needs to assess to what extent it will use the subcontractor resources (facilities included). The contract between the Part-145 organisation and the subcontractor will determine whether the Part-145 organisation requires its own paperwork, maintenance data and components to be used or, provided that they meet the requirements of Part-145, if the facilities, equipment and tools from the subcontractor will be used. In the case of subcontractors who provide specialised services, it may for practical reasons be necessary to use their specialised services paperwork, maintenance data and components, subject to acceptance by the Part-145 organisation.
 - 4.3. Unless the sub-contracted maintenance work can be fully inspected on receipt by the [Part-145](#) organisation, it will be necessary for the Part-145 organisation to establish an MOE procedure to control the subcontracted maintenance work (and associated supporting documents). The organisation will need to consider whether to use its own personnel or to authorise the subcontractor personnel for that control.

- 4.4. The certificate of release to service may be issued either by subcontractor staff holding a certification authorisation issued by the [Part-145](#) organisation in accordance with points [145.A.30](#) and [145.A.35](#) as appropriate, or by the Part-145 organisation certifying staff.
- 4.5. The subcontractor control procedure will need to address the relevant management system key processes such as safety risk management and compliance monitoring (see point [145.A.205](#)). The procedure should ensure that records of all subcontractor audits and inspections, and the corresponding actions are kept, and provide information on when subcontractors are used. The procedure should include a clear revocation process for subcontractors that do not meet the [Part-145](#) maintenance organisation's requirements.
- 4.6. The [Part-145](#) compliance monitoring staff will need to audit the subcontractor control function of the Part-145 organisation and to audit the subcontractors unless this task is already carried out by the subcontractor control function on behalf of the compliance monitoring function.
- 4.7. The contract between the [Part-145](#) organisation and the subcontractor should contain a provision to ensure that access to the subcontractor is granted to any person authorised by the authorities specified in point [145.A.140](#).

145.A.85 Changes to the organisation

Regulation (EU) 2021/1963

- (a) The following changes to the organisation shall require prior approval by the competent authority:
 - (1) changes to the certificate, including the terms of approval of the organisation;
 - (2) changes of the persons referred to in points [145.A.30\(a\)](#), [\(b\)](#), [\(c\)](#) and [\(ca\)](#);
 - (3) changes to the reporting lines between the personnel nominated in accordance with points [145.A.30\(b\)](#), [\(c\)](#) and [\(ca\)](#), and the accountable manager;
 - (4) the procedure as regards changes not requiring prior approval referred to in point (c);
 - (5) additional locations of the organisation other than those that are subject to point [145.A.75\(c\)](#).
- (b) For the changes referred to in point (a) and for all other changes requiring prior approval in accordance with this Annex, the organisation shall apply for and obtain an approval issued by the competent authority. The application shall be submitted before such changes take place in order to enable the competent authority to determine that there is continued compliance with this Annex and to amend, if necessary, the organisation certificate and the related terms of approval that are attached to it.

The organisation shall provide the competent authority with any relevant documentation.

The change shall only be implemented upon the receipt of a formal approval from the competent authority in accordance with point [145.B.330](#).

The organisation shall operate under the conditions prescribed by the competent authority during such changes, as applicable.
- (c) All changes not requiring prior approval shall be managed and notified to the competent authority as set out in a procedure which is approved by the competent authority in accordance with point [145.B.310\(h\)](#).

AMC1 145.A.85 Changes to the organisation

ED Decision 2022/011/R

APPLICATION TIME FRAMES

- (a) The application for a change to an organisation certificate should be submitted at least 30 working days before the date of the intended changes.
- (b) In the case of a planned change of a nominated person, the organisation should inform the competent authority at least 20 working days before the date of the proposed change.
- (c) Unforeseen changes should be notified at the earliest opportunity, in order to enable the competent authority to determine whether there is continued compliance with the applicable requirements, and to amend, if necessary, the organisation certificate and the related terms of approval.

AMC2 145.A.85 Changes to the organisation

ED Decision 2022/011/R

MANAGEMENT OF CHANGES

The organisation should manage changes to the organisation in accordance with point (e) of [AMC1 145.A.200\(a\)\(3\)](#). For changes requiring prior approval, it should conduct a risk assessment and provide it to the competent authority upon request.

GM1 145.A.85 Changes to the organisation

ED Decision 2022/011/R

CHANGES REQUIRING OR NOT REQUIRING PRIOR APPROVAL

Point [145.A.85](#) is structured as follows:

- Point (a) introduces an obligation of prior approval (by the competent authority) for specific cases listed under (1) to (5);
- Point (b) address all instances (including (a)) where this Annex ([Part-145](#)) explicitly requires an approval by the competent authority (e.g. procedure for use of alternative tooling or equipment, ref. [145.A.40\(a\)\(i\)](#)). Changes relevant to these instances should be considered as changes requiring a prior approval (see list in [GM1 145.A.85\(b\)](#)), unless otherwise specified by this Annex (Part-145).

Point (b) also indicates how all changes requiring prior approval should be handled;

- Point (c) introduces the possibility for the organisation to agree with the competent authority that certain changes to the organisation (other than those covered by (a) or (b)) can be implemented without prior approval depending on the compliance and safety performance of the organisation, and in particular, on its capability to apply change management principles.

GM1 145.A.85(a)(1) Changes to the organisation

ED Decision 2022/011/R

CHANGE OF THE NAME OF THE ORGANISATION

A change of the name requires the organisation to submit an application as a matter of urgency for a re-issue of their certificate.

If this is the only change to report, the application can be accompanied by a copy of the documentation that was previously submitted to the competent authority under the previous name, as a means of demonstrating that the organisation complies with the applicable requirements.

GM1 145.A.85(a)(2) Changes to the organisation

ED Decision 2022/011/R

CHANGE OF A NOMINATED PERSON

In accordance with point [145.A.85\(a\)\(2\)](#), a change of a nominated person (ref. [145.A.30](#)) requires a prior approval. In case of a unplanned/unanticipated change, a deputy (such as the deputy referred to in [145.A.30\(b\)](#)) may ensure business continuity during the approval process of the new nominated person.

GM1 145.A.85(b) Changes to the organisation

ED Decision 2022/011/R

CHANGES REQUIRING PRIOR APPROVAL (OTHER THAN THOSE COVERED BY POINT 145.A.85(A))

The following are examples of changes that require prior approval by the competent authority (other than those covered by point [145.A.85\(a\)](#)), as specified in Part-145:

- (a) changes to the AltMoC [[145.A.120\(b\)](#)];
- (b) changes to the MOE procedure for the use of alternative tooling or equipment [[145.A.40\(a\)\(i\)](#)];
- (c) changes to the MOE procedure allowing a B-rated organisation to carry out maintenance on an installed engine during 'base' and 'line' maintenance [[Appendix II, point \(f\)](#)];
- (d) changes to the MOE procedure allowing a C-rated organisation to carry out maintenance on an installed component (other than a complete engine/APU) during 'base' and 'line' maintenance or at an engine/APU maintenance facility [[Appendix II, point \(g\)](#)];
- (e) changes to the procedures to establish and control the competency of personnel [[145.A.30\(e\)](#)];
- (f) changes to the system for reporting to the competent authority on the safety performance and regulatory compliance of the organisation (in the case of an extension of the oversight planning cycle beyond 36 months) [[145.B.305\(d\)](#)].

145.A.90 Continued validity

Regulation (EU) 2021/1963

- (a) The organisation's certificate shall remain valid, subject to compliance with all of the following conditions:
 - 1. the organisation remaining in compliance with Regulation (EU) 2018/1139 and its delegated and implementing acts, taking into account the provisions of point [145.B.350](#) of this Annex related to the handling of findings;
 - 2. the competent authority being granted access to the organisation as specified in point [145.A.140](#);
 - 3. the certificate not being surrendered by the organisation, or suspended or revoked by the competent authority under point [145.B.355](#).
- (b) Upon surrender or revocation, the certificate shall be returned to the competent authority without delay.

145.A.95 Findings and observations

Regulation (EU) 2021/1963

- (a) After the receipt of a notification of findings in accordance with point [145.B.350](#), the organisation shall:
- (1) identify the root cause(s) of, and contributing factor(s) to, the non-compliance;
 - (2) define a corrective action plan;
 - (3) demonstrate the implementation of corrective action to the satisfaction of the competent authority.
- (b) The actions referred to in point (a) shall be performed within the period agreed with that competent authority in accordance with point [145.B.350](#).
- (c) The observations received in accordance with point [145.B.350\(f\)](#) shall be given due consideration by the organisation. The organisation shall record the decisions taken in respect of those observations.

AMC1 145.A.95 Findings and observations

ED Decision 2022/011/R

FINDING-RELATED CORRECTIVE ACTION PLAN AND IMPLEMENTATION

After receiving the notification of findings, the organisation should identify and define the actions for all findings to address the effects of the non-compliance and its root cause(s) and contributing factor(s).

Depending on the issues, the organisation may need to take immediate corrections.

The corrective action plan should:

- include the correction of the issue, corrective actions and preventive actions, as well as the planning to implement these actions;
- be timely submitted to the competent authority for acceptance before it is effectively implemented.

After receiving the acceptance of the corrective action plan from the competent authority, the organisation should implement the associated actions.

Within the agreed period, the organisation should inform the competent authority that the corrective action plan has been completed and should send the associated evidence, as requested by the competent authority.

AMC2 145.A.95 Findings and observations

ED Decision 2022/011/R

DUE CONSIDERATION TO OBSERVATIONS

For each observation notified by the competent authority, the organisation should analyse the related issues and determine when actions are needed.

The handling of the observations may follow a process similar to the handling of the findings by the organisation.

The organisation should record the analysis and the outputs, such as the actions taken or the reasons for not taking actions.

GM1 145.A.95 Findings and observations

ED Decision 2022/011/R

ROOT CAUSE ANALYSIS

- (a) It is important that the analysis does not primarily focus on establishing who or what caused the non-compliance, but on why it was caused. Establishing the root cause(s) often requires an overarching view of the events and circumstances that led to it, to identify all the possible systemic and contributing factors (regulatory, technical, human factors, organisational factors, etc.) in addition to the direct factors.
- (b) A narrow focus on single events or failures, or the use of a simple, linear model, such as a fault tree, to identify the chain of events that led to the non-compliance, may not properly reflect the complexity of the issue, and therefore there is a risk that important factors that must be addressed in order to prevent a reoccurrence will be ignored.

Such an inappropriate or partial root cause analysis often leads to defining ‘quick fixes’ that only address the symptoms of the non-conformity. A peer review of the results of the root cause analysis may increase its reliability and objectivity.

145.A.120 Means of compliance

Regulation (EU) 2021/1963

- (a) An organisation may use any alternative means of compliance to establish compliance with this Regulation.
- (b) If an organisation wishes to use an alternative means of compliance, it shall, prior to using it, provide the competent authority with a full description. The description shall include any revisions to manuals or procedures that may be relevant, as well as an explanation indicating how compliance with this Regulation is achieved.

The organisation may use those alternative means of compliance subject to prior approval from the competent authority.

GM1 145.A.120 Means of compliance

ED Decision 2022/011/R

GENERAL

- (a) Acceptable means of compliance (AMC), as referred to in Article 76(3) of Regulation (EU) 2018/1139, are a tool to standardise the demonstration of compliance and facilitate the verification activities of the competent authorities with Regulation (EU) 2018/1139 and its delegated and implementing acts. They are published by the Agency to achieve these objectives. Whereas the competent authorities and the regulated entities are not legally bound to use them, applying them is recommended.
- (b) If an organisation wishes to use means to comply with the Regulation different from the AMC established by EASA, that organisation may need to demonstrate compliance with Regulation (EU) 2018/1139 and its delegated and implementing acts by using alternative means of compliance (AltMoC):
 - (1) established by its competent authority — see [GM1 145.B.120](#); or
 - (2) established by that organisation and approved by its competent authority — see point (c) below.

An AltMoC does not allow deviation from Regulation (EU) 2018/1139 and its delegated or implementing acts.

- (c) AltMoC established by an organisation and approved by its competent authority:

An organisation wishing to use a different means of compliance than the one published by the Agency, can propose and implement an AltMoC only once the competent authority approves it. In this case, the organisation is responsible for demonstrating how that AltMoC establishes compliance with the Regulation.

This approval will be granted by its competent authority on an individual basis and restricted to that specific applicant. Other organisations wishing to use the same means of compliance should follow the AltMoC process (demonstrating compliance with the Regulation) and obtain individual approval from their competent authority.

GM2 145.A.120 Means of Compliance

ED Decision 2022/011/R

WHEN AN ALTERNATIVE MEANS OF COMPLIANCE IS NEEDED

When there is no EASA AMC for a certain requirement in the Regulation, the means of compliance proposed by the organisation to that point of the Regulation do not need to go through the AltMoC process. It is the responsibility of the competent authority to verify that compliance with the Regulation is met. However, in certain cases the organisation may propose, and the competent authority may agree, to have such means of compliance follow the AltMoC process.

When there is an EASA AMC, the AltMoC process is needed in the following (not exhaustive) cases:

- a means to comply with the Regulation is technically different in character to the AMC published by EASA;
- A Form is significantly different from the one proposed in the EASA AMC.

Note: A Form required by the delegated and implementing acts cannot be changed.

Examples of issues not considered to require an AltMoC process include, but are not limited to:

- editorial changes to an EASA AMC, as long as it does not change the intent of the AMC;
- transposing an EASA AMC into the organisational structure, organisational processes, or standard operating procedures with different wording and terminology customised to the organisation's environment, if this does not change the intent of the AMC and its associated level of safety.

AMC1 145.A.120(b) Means of compliance

ED Decision 2022/011/R

DESCRIPTION SUPPORTING THE ALTERNATIVE MEANS OF COMPLIANCE

- (a) The description of the AltMoC should include:
- a summary of the AltMoC;
 - the content of the AltMoC;
 - a statement that compliance with the Regulation is achieved; and

- in support of that statement, an assessment demonstrating that the AltMoC reaches an acceptable level of safety, taking into account the level of safety provided by the corresponding EASA AMC.
- (b) All these elements describing the AltMoC form an integral part of the management system records to be kept in accordance with [145.A.55](#).

145.A.140 Access

Regulation (EU) 2021/1963

For the purpose of determining compliance with the relevant requirements of Regulation (EU) 2018/1139 and its delegated and implementing acts, the organisation shall ensure that access to any facility, aircraft, document, records, data, procedures or to any other material relevant to its activity subject to certification, whether it is subcontracted or not, is granted to any person authorised by one of the following authorities:

- (a) the competent authority defined in point [145.1](#);
- (b) the authority performing the oversight tasks in accordance with point [145.B.300\(d\)](#).

145.A.155 Immediate reaction to a safety problem

Regulation (EU) 2021/1963

The organisation shall implement:

- (a) any safety measures mandated by the competent authority in accordance with point [145.B.135](#);
- (b) any relevant mandatory safety information issued by the Agency.

145.A.200 Management system

Regulation (EU) 2021/1963

- (a) The organisation shall establish, implement and maintain a management system that includes:
 - (1) clearly defined accountability and lines of responsibility throughout the organisation, including a direct safety accountability of the accountable manager;
 - (2) a description of the overall philosophies and principles of the organisation with regard to safety (“the safety policy”), and the related safety objectives;
 - (3) the identification of aviation safety hazards entailed by the activities of the organisation, their evaluation and the management of the associated risks, including taking actions to mitigate the risks and verify their effectiveness;
 - (4) maintaining personnel trained and competent to perform their tasks;
 - (5) documentation of all management system key processes, including a process for making personnel aware of their responsibilities and the procedure for amending that documentation;
 - (6) a function to monitor the compliance of the organisation with the relevant requirements. Compliance monitoring shall include a feedback system of findings to the accountable manager to ensure the effective implementation of corrective actions as necessary.

- (b) The management system shall correspond to the size of the organisation and the nature and complexity of its activities, taking into account the hazards and the associated risks inherent in those activities.
- (c) If the organisation holds one or more additional organisation certificates within the scope of Regulation (EU) 2018/1139, the management system may be integrated with that required under the additional certificate(s) held.

GM1 145.A.200 Management system

ED Decision 2022/011/R

GENERAL

Safety management seeks to proactively identify hazards and to mitigate the related safety risks before they result in aviation accidents and incidents. Safety management enables an organisation to manage its activities in a more systematic and focused manner. When an organisation has a clear understanding of its role and contribution to aviation safety, it can prioritise safety risks and more effectively manage their resources and obtain optimal results.

The principles of the requirements in points [145.A.200](#), [145.A.202](#), [145.A.205](#) and the related AMC constitute the EU management system framework for aviation safety management. This framework addresses the core elements of the ICAO safety management system (SMS) framework defined in Appendix 2 to Annex 19, includes the elements of the compliance monitoring system, and promotes an integrated approach to the management of an organisation. It facilitates the introduction of the additional safety management components, building upon the existing management system, rather than adding them as a separate framework.

This approach is intended to encourage organisations to embed safety management and risk-based decision-making into all their activities, instead of superimposing another system onto their existing management system and governance structure. In addition, if the organisation holds multiple organisation certificates within the scope of Regulation (EU) 2018/1139, it may choose to implement a single management system to cover all of its activities. An integrated management system may not only be used to capture management system requirements resulting from Regulation (EU) 2018/1139, but also could cover other regulatory frameworks requiring compliance with Annex 19 or other business management systems such as security, occupational health and environmental management systems. Integration will remove any duplication and exploit synergies by managing safety risks across multiple activities. Organisations may determine the best means to structure their management systems to suit their business and organisational needs.

The core part of the management system framework ([145.A.200](#)) focuses on what is essential to manage safety, by mandating the organisation to:

- (a) clearly define accountabilities and responsibilities;
- (b) establish a safety policy and the related safety objectives;
- (c) implement safety reporting procedures in line with just culture principles;
- (d) ensure the identification of aviation safety hazards entailed by its activities, ensure their evaluation, and the management of the associated risks, including:
 - (1) taking actions to mitigate the risks;
 - (2) verifying the effectiveness of the actions taken to mitigate the risks;
- (e) monitor compliance, while considering any additional requirements that are applicable to the organisation;

- (f) keep their personnel trained, competent, and informed about significant safety issues; and
- (g) document all the key management system processes.

Compared with the previous Part-145 quality system ‘framework’ (now covered by point (b) and (e)), the new elements that are introduced by the management system are, in particular, those addressed under points (c) and (d).

Points (a), (b) and (g) address component 1 ‘Safety policy and objectives’ of the ICAO SMS framework. Points (c) and (d)(1) address component 2 ‘Safety Risk Management’ of the ICAO SMS framework. Point (d)(2) addresses component 3 ‘Safety Assurance’ of the ICAO SMS framework. Finally, point (f) addresses component 4 ‘Safety Promotion’ of the ICAO SMS framework.

Point [145.A.200](#) introduces the following as key safety management processes; these are further specified in the related AMC and GM:

- Hazard identification;
- Safety risk management;
- Internal investigation;
- Safety performance monitoring and measurement;
- Management of change;
- Continuous improvement;
- Immediate safety action and coordination with the aircraft operator’s Emergency Response Plan (ERP).

It is important to recognise that safety management will be a continuous activity, as hazards, risks and the effectiveness of safety risk mitigations will change over time.

These key safety management processes are supported by a compliance monitoring function as an integral part of the management system. Most aviation safety regulations constitute generic safety risk controls established by the ‘regulator’. Therefore, ensuring effective compliance with the regulations during daily operations and independent monitoring of compliance are fundamental to any management system for safety. The compliance monitoring function may, in addition, support the follow-up of safety risk mitigation actions. Moreover, where non-compliances are identified through internal audits, the causes will be thoroughly assessed and analysed. Such an analysis in return supports the risk management process by providing insights into causal and contributing factors, including human factors, organisational factors and the environment in which the organisation operates. In this way, the outputs of compliance monitoring become some of the various inputs to the safety risk management functions. Conversely, the output of the safety risk management processes may be used to determine focus areas for compliance monitoring. In this way, internal audits will inform the organisation’s management of the level of compliance within the organisation, whether safety risk mitigation actions have been implemented, and where corrective or preventive action is required. The combination of safety risk management and compliance monitoring should lead to an enhanced understanding of the end-to-end process and the process interfaces, exposing opportunities for increased efficiencies, which are not limited to safety aspects.

As aviation is a complex system with many organisations and individuals interacting together, the primary focus of the key safety management processes is on the organisational processes and procedures, but it also relies on the humans in the system. The organisation and the way in which it operates can have a significant impact on human performance. Therefore, safety management

necessarily addresses how humans can contribute both positively and negatively to an organisation's safety outcomes, recognising that human behaviour is influenced by the organisational environment.

The effectiveness of safety management largely depends on the degree of commitment of the senior management to create a working environment that optimises human performance and encourages personnel to actively engage in and contribute to the organisation's management processes. Similarly, a positive safety culture relies on a high degree of trust and respect between the personnel and the management, and it must therefore be created and supported at the senior management level. If the management does not treat individuals who identify hazards and report adverse events in a consistently fair and just way, those individuals are unlikely to be willing to communicate safety issues or to work with the management to effectively address the safety risks. As with trust, a positive safety culture takes time and effort to establish, and it can be easily lost.

It is further recognised that the introduction of processes for hazard identification and risk assessment, mitigation and verification of the effectiveness of such mitigation actions will create immediate and direct costs, while related benefits are sometimes intangible, and may take time to materialise. Over time, an effective management system will not only address the risks of major occurrences, but also identify and address production inefficiencies, improve communication, foster a better organisational culture, and lead to a more effective control of contractors and suppliers. In addition, through an improved relationship with the authority, an effective management system may result in a reduced oversight burden.

Thus, by viewing safety management and the related organisational policies and key processes as items that are implemented not only to prevent incidents and accidents, but also to meet the organisation's strategic objectives, any investment in safety should be seen as an investment in productivity and organisational success.

AMC1 145.A.200(a)(1) Management system

ED Decision 2022/011/R

ORGANISATION AND ACCOUNTABILITIES

- (a) The management system should encompass safety by including a safety manager and a safety review board in the organisational structure. The functions of the safety manager are those defined in [AMC1 145.A.30\(c\);\(ca\)](#).
- (b) Safety review board
 - (1) The safety review board should be a high-level committee that considers matters of strategic safety in support of the accountable manager's safety accountability.
 - (2) The board should be chaired by the accountable manager and composed of the person or group of persons nominated under points [145.A.30](#).
 - (3) The safety review board should monitor:
 - (i) the safety performance against the safety policy and objectives;
 - (ii) that any safety action is taken in a timely manner; and
 - (iii) the effectiveness of the organisation's management system processes.
 - (4) The safety review board may also be tasked with:
 - (i) reviewing the results of compliance monitoring;
 - (ii) monitoring the implementation of related corrective and preventive actions.

- (c) The safety review board should ensure that appropriate resources are allocated to achieve the established safety objectives.
- (d) Notwithstanding point (a), where justified by the size of the organisation and the nature and complexity of its activities and subject to a risk assessment and agreement by the competent authority, the organisation may not need to establish a formal safety review board. In this case, the tasks normally allocated to the safety review board should be allocated to the safety manager.

GM1 145.A.200(a)(1) Management system

ED Decision 2022/011/R

SAFETY ACTION GROUP

- (a) Depending on the size of the organisation and the nature and complexity of its activities, a safety action group may be established as a standing group or as an ad hoc group to assist, or act on behalf of the safety manager or the safety review board.
- (b) More than one safety action group may be established, depending on the scope of the task and the specific expertise required.
- (c) The safety action group usually reports to, and takes strategic direction from, the safety review board, and may be composed of managers, supervisors and personnel from operational areas.
- (d) The safety action group may be tasked or assist with:
 - (1) monitoring safety performance;
 - (2) defining actions to control risks to an acceptable level;
 - (3) assessing the impact of organisational changes on safety;
 - (4) ensuring that safety actions are implemented within the agreed timescales;
 - (5) reviewing the effectiveness of previous safety actions and safety promotion.

GM2 145.A.200(a)(1) Management system

ED Decision 2022/011/R

MEANING OF THE TERMS 'ACCOUNTABILITY' AND 'RESPONSIBILITY'

In the English language, the notion of accountability is different from the notion of responsibility. Whereas 'accountability' refers to an obligation which cannot be delegated, 'responsibility' refers to an obligation that can be delegated.

AMC1 145.A.200(a)(2) Management system

ED Decision 2022/011/R

SAFETY POLICY AND OBJECTIVES

- (a) The safety policy should:
 - (1) reflect organisational commitments regarding safety, and its proactive and systematic management, including the promotion of a positive safety culture;
 - (2) include internal reporting principles, and encourage personnel to report maintenance-related errors, incidents and hazards;

- (3) recognise the need for all personnel to cooperate with the compliance monitoring and internal investigations referred to under point (c) of [AMC1 145.A.200\(a\)\(3\)](#);
 - (4) be endorsed by the accountable manager;
 - (5) be communicated, with visible endorsement, throughout the organisation; and
 - (6) be periodically reviewed to ensure it remains relevant and appropriate for the organisation.
- (b) The safety policy should include a commitment to:
- (1) comply with all the applicable legislation, to meet all the applicable requirements, and adopt practices to improve safety standards;
 - (2) provide the necessary resources for the implementation of the safety policy;
 - (3) apply human factors principles, including giving due consideration to the aspect of fatigue;
 - (4) enforce safety as a primary responsibility of all managers; and
 - (5) apply 'just culture' principles to internal safety reporting and the investigation of occurrences and, in particular, not to make available or use the information on occurrences:
 - (i) to attribute blame or liability to front-line personnel or other persons for actions, omissions or decisions taken by them that are commensurate with their experience and training; or
 - (ii) for any purpose other than maintaining or improving aviation safety.
- (c) Senior management should continually promote the safety policy to all personnel, demonstrate its commitment to it, and provide necessary human and financial resources for its implementation.
- (d) Taking due account of its safety policy, the organisation should define safety objectives. The safety objectives should:
- (1) form the basis for safety performance monitoring and measurement;
 - (2) reflect the organisation's commitment to maintain or continuously improve the overall effectiveness of the management system;
 - (3) be communicated throughout the organisation; and
 - (4) be periodically reviewed to ensure they remain relevant and appropriate for the organisation.

GM1 145.A.200(a)(2) Management system

ED Decision 2022/011/R

SAFETY POLICY

- (a) The safety policy is the means whereby the organisation states its intention to maintain and, where practicable, improve safety levels in all its activities and to minimise its contribution to the risk of an aircraft accident or serious incident as far as is reasonably practicable. It reflects the management's commitment to safety, and should reflect the organisation's philosophy of safety management, as well as being the foundation on which the organisation's management

system is built. It serves as a reminder of ‘how we do business here’. The creation of a positive safety culture begins with the issuance of a clear, unequivocal policy.

- (b) The commitment to apply ‘just culture’ principles forms the basis for the organisation’s internal rules describing how ‘just culture’ principles are guaranteed and implemented.
- (c) For organisations that have their principal place of business in a Member State, Regulation (EU) No 376/2014 defines the ‘just culture’ principles to be applied (refer in particular to Article 16(11) of that Regulation).

AMC1 145.A.200(a)(3) Management system

ED Decision 2023/013/R

SAFETY MANAGEMENT KEY PROCESSES

- (a) Hazard identification processes
 - (1) A reporting scheme should be the formal means of collecting, recording, analysing, acting on, and generating feedback about hazards, events and the associated risks that may affect safety.
 - (2) The hazards identification should include in particular:
 - (i) hazards that may be linked to human factors issues that affect human performance; and
 - (ii) hazards that may stem from the organisational set-up or the existence of complex operational and maintenance arrangements (such as when multiple organisations are contracted, or when multiple levels of contracting/subcontracting are included).
- (b) Risk management processes
 - (1) A formal safety risk management process should be developed and maintained that ensures reactive, proactive and predictive approach composed by:
 - (i) analysis (e.g. in terms of the probability and severity of the consequences of hazards and occurrences);
 - (ii) assessment (in terms of tolerability);
 - (iii) control (in terms of mitigation) of risks to an acceptable level.

Note: The severity of the consequence should be evaluated to the best knowledge and engineering judgement of the organisation, and this evaluation may require collecting information from the competent authority, incident/accident investigation reports, the design approval holder, the declarant of a declaration of design compliance, etc.

 - (2) The levels of management who have the authority to make decisions regarding the tolerability of safety risks, in accordance with (b)(1)(ii), should be specified.
- (c) Internal investigation
 - (1) In line with its just culture policy, the organisation should define how to investigate incidents such as errors or near misses, in order to understand not only what happened, but also how it happened, to prevent or reduce the probability and/or consequence of future recurrences (refer to [AMC1 145.A.202](#)). This approach should avoid concentrating the analysis on who was (were) directly or indirectly concerned by the events.

-
- (2) The scope of internal investigations should extend beyond the scope of the occurrences required to be reported to the competent authority in accordance with point [145.A.60](#), to include the reports referred to in [145.A.202\(b\)](#).
- (d) Safety performance monitoring and measurement
- (1) Safety performance monitoring and measurement should be the processes by which the safety performance of the organisation is verified in comparison with the safety policy and the safety objectives.
- (2) These processes may include, as appropriate to the size, nature and complexity of the organisation:
- (i) safety reporting, which may also address the status of compliance with the applicable requirements;
 - (ii) safety reviews, including trend reviews, which would be conducted during the introduction of new products and their components, new equipment/technologies, the implementation of new or changed procedures, or in situations of organisational changes that may have an impact on safety;
 - (iii) safety audits that focus on the integrity of the organisation's management system, and on periodically assessing the status of safety risk controls;
 - (iv) safety surveys, examining particular elements or procedures in a specific area, such as identified problem areas, or bottlenecks in daily maintenance activities, perceptions and opinions of maintenance management personnel, and areas of dissent or confusion; and
 - (v) other indicators relevant to safety performance, which may be generated by automated means.
- (e) Management of change
- Changes may introduce new hazards or threaten existing safety risk controls. The management of change should be a documented process established by the organisation to identify external and internal changes that may have an adverse effect on the safety of its maintenance activities. It should make use of the organisation's existing hazard identification, risk assessment and mitigation processes.
- (f) Continuous improvement
- The organisation should continuously seek to improve its safety performance and the effectiveness of its management system. Continuous improvement may be achieved through:
- (1) audits carried out by external organisations;
 - (2) assessments, including assessments of the effectiveness of the safety culture and management system, in particular to assess the effectiveness of the safety risk management processes;
 - (3) staff surveys, including cultural surveys, that can provide useful feedback on how engaged personnel are with the management system;
 - (4) monitoring the recurrence of incidents and occurrences;
 - (5) evaluation of safety performance indicators and reviews of all the available safety performance information; and
 - (6) the identification of lessons learned.

- (g) Immediate safety action and coordination with the operator's Emergency Response Plan (ERP)
- (1) Procedures should be implemented that enable the organisation to act promptly when it identifies safety concerns with the potential to have an immediate effect on flight safety, including clear instructions on who to contact at the owner/operator/CAMO, and how to contact them, including outside of normal business hours. These provisions are without prejudice to the occurrence reporting required by point [145.A.60](#).
 - (2) If applicable, procedures should be implemented to enable the organisation to react promptly if the ERP is triggered by the operator and it requires the support of the Part-145 organisation.

GM1 145.A.200(a)(3) Management system

ED Decision 2022/011/R

SAFETY RISK MANAGEMENT — INTERFACES BETWEEN ORGANISATIONS

- (a) Safety risk management processes should specifically address the planned implementation of, or participation of the organisation in, complex operational and maintenance arrangements (such as when multiple organisations are contracted, or when multiple levels of contracting/subcontracting are included).
- (b) Hazard identification and risk assessment start with the identification of all the parties involved in the arrangement, including independent experts and non-approved organisations. This identification process extends to cover the overall control structure, and assesses in particular the following elements across all subcontract levels and all parties within such arrangements:
- (1) coordination and interfaces between the different parties;
 - (2) applicable procedures;
 - (3) communication between all the parties involved, including reporting and feedback channels;
 - (4) task allocation, responsibilities and authorities; and
 - (5) the qualifications and competency of key personnel with reference to point 145.A.30.
- (c) Safety risk management should focus on ensuring the following aspects:
- (1) clear assignment of accountability and allocation of responsibilities;
 - (2) that only one party is responsible for a specific aspect of the arrangement, with no overlapping or conflicting responsibilities, in order to eliminate coordination errors;
 - (3) the existence of clear reporting lines, both for occurrence reporting and progress reporting;
 - (4) the possibility for staff to directly notify the organisation of any hazard that suggests an obviously unacceptable safety risk as a result of the potential consequences of this hazard.
- (d) The safety risk management processes should ensure that there is regular communication between all the parties involved to discuss work progress, risk mitigation actions, and changes to the arrangements, as well as any other significant issues.

GM2 145.A.200(a)(3) Management system

ED Decision 2022/011/R

MANAGEMENT OF CHANGE

- (a) Unless they are properly managed, changes in organisational structure, facilities, the scope of work, personnel, documentation, policies and procedures, etc. can result in the inadvertent introduction of new hazards, and expose the organisation to new or increased risks. Effective organisations seek to improve their processes, with conscious recognition that changes can expose the organisation to potentially latent hazards and risks if they are not properly and effectively managed.
- (b) Regardless of the magnitude of a change, large or small, its safety implications should always be proactively considered. This is primarily the responsibility of the team that proposes and/or implements the change. However, a change can only be successfully implemented if all the personnel affected by the change are engaged, are involved and participate in the process. The magnitude of a change, its safety criticality, and its potential impact on human performance should be assessed in any change management process.
- (c) The process for the management of change typically provides principles and a structured framework for managing all aspects of the change. Disciplined application of the management of change can maximise the effectiveness of the change, engage the staff, and minimise the risks that are inherent in a change.
- (d) The introduction of a change is the trigger for the organisation to perform their hazard identification and risk management processes.

Some examples of change include, but are not limited to:

- (1) changes to the organisational structure;
 - (2) the inclusion of a new aircraft type in the terms of approval;
 - (3) the addition of aircraft of the same or a similar type;
 - (4) significant changes in personnel (affecting key personnel and/or large numbers of personnel, high turnover);
 - (5) new or amended regulations;
 - (6) changes to the security arrangements;
 - (7) changes in the economic situation of an organisation (e.g. commercial or financial pressure);
 - (8) new schedule(s), location(s), equipment, and/or operational procedures; and
 - (9) the addition of new subcontractors.
- (e) A change may have the potential to introduce new, or to exacerbate pre-existing, human factors issues. For example, changes in computer systems, equipment, technology, personnel changes, including changes in management personnel, procedures, work organisation, or work processes are likely to affect performance.
 - (f) The purpose of integrating human factors (HF) into the management of change is to minimise potential risks by specifically considering the impact of the change on the people within a system.

- (g) Special consideration, including any HF issues, should be given to the ‘transition period’. In addition, the activities utilised to manage these issues should be integrated into the change management plan.
- (h) Effective management of change should be supported by the following:
 - (1) implementation of a process for formal hazard identification/risk assessment for major operational changes, major organisational changes, changes in key personnel, and changes that may affect the way maintenance is carried out;
 - (2) identification of changes that are likely to occur in business which would have a noticeable impact on:
 - (i) resources — material and human;
 - (ii) management direction — policies, processes, procedures, training; and
 - (iii) management control;
 - (3) safety cases/risk assessments that are focused on aviation safety;
 - (4) the involvement of key stakeholders in the change management process, as appropriate.
- (i) During the management of change process, previous risk assessments and existing hazards are reviewed for possible effect.

AMC1 145.A.200(a)(4) Management system

ED Decision 2022/011/R

COMMUNICATION ON SAFETY

- (a) The organisation should establish communication regarding safety matters that:
 - (1) ensures that all personnel are aware of the safety management activities, as appropriate for their safety responsibilities;
 - (2) conveys safety-critical information, especially related to assessed risks and analysed hazards;
 - (3) explains why particular actions are taken; and
 - (4) explains why safety procedures are introduced or changed.
- (b) Regular meetings with personnel, at which information, actions, and procedures are discussed, may be used to communicate safety matters.

GM1 145.A.200(a)(4) Management system

ED Decision 2022/011/R

SAFETY PROMOTION

- (a) Safety training, combined with safety communication and information sharing, forms part of safety promotion.
- (b) Safety promotion activities should support:
 - (1) the organisation’s policies, encouraging a positive safety culture, creating an environment that is favourable to the achievement of the organisation’s safety objectives;
 - (2) organisational learning; and

- (3) the implementation of an effective safety reporting scheme and the development of a just culture.
- (c) Depending on the particular safety issue, safety promotion may also constitute or complement risk mitigation actions.
- (d) Qualifications and training aspects are further specified in the AMC and the GM to point [145.A.30](#).

GM1 145.A.200(a)(5) Management system

ED Decision 2022/011/R

MANAGEMENT SYSTEM DOCUMENTATION

- (a) The organisation may document its safety policy, safety objectives and all its key management system processes in a separate manual (e.g. a Safety Management Manual or Management System Manual), or in its MOE (see [AMC1 145.A.70\(a\)](#), Part 3 ‘Management system procedures’). Organisations that hold multiple organisation certificates within the scope of Regulation (EU) 2018/1139 may prefer to use a separate manual in order to avoid duplication. That manual or the MOE, depending on the case, should be the key instrument for communicating the approach to the management system for the whole of the organisation.
- (b) The organisation may also choose to document some of the information that is required to be documented in separate documents (e.g. policy documents, procedures). In that case, it should ensure that the manual or the MOE contains adequate references to any document that is kept separately. Any such documents are to be considered to be integral parts of the organisation’s management system documentation.

AMC1 145.A.200(a)(6) Management system

ED Decision 2022/011/R

COMPLIANCE MONITORING — GENERAL

- (a) The primary objectives of compliance monitoring are to provide an independent monitoring function on how the organisation ensures compliance with the applicable requirements, policies and procedures, and to request action where non-compliances are identified.
- (b) The independence of the compliance monitoring should be established by always ensuring that audits and inspections are carried out by personnel who are not responsible for the functions, procedures or products that are audited or inspected.

AMC2 145.A.200(a)(6) Management system

ED Decision 2022/011/R

COMPLIANCE MONITORING — INDEPENDENT AUDIT

- (a) An essential element of the compliance monitoring function is the independent audit.
- (b) The independent audit should be an objective process of routine sample checks of all aspects of the organisation’s ability to carry out all maintenance to the standards required by this Regulation. It should include checking compliance of the organisation procedures with the Regulation, adherence of the organisation to these procedures, and product or maintenance sampling (i.e. product audit), as this is the end result of the maintenance process.

- (c) The independent audit should provide an objective overview of the complete set of maintenance-related activities. It should include a percentage of unannounced audits carried out on a sample basis while maintenance is being carried out. This means that some audits should be carried out during the night for those organisations that work at night.
- (d) The organisation should establish an audit plan to show when and how often the activities as required by this Regulation will be audited.
- (e) Except as specified in points (h) and (j), the audit plan should ensure that all aspects of [Part-145](#) compliance are verified every year, including all the subcontracted activities. The auditing may be carried out as a complete single exercise or subdivided over the annual period. The independent audit should not require each procedure to be verified against each product line when it can be shown that the particular procedure is common to more than one product line and the procedure has been verified every year without resultant findings. Where findings have been identified, compliance with the particular procedure should be verified against other product lines until the findings have been closed, after which the independent audit procedure may revert back to a yearly interval for the particular procedure.
- (f) Except as specified otherwise in point (h), the independent audit should sample check one product (such as one aircraft or engine or component) while undergoing maintenance on each product line every year as a demonstration of compliance with the maintenance procedures and requirements associated with that specific product. This should include in particular the verification of:
- the maintenance data and compliance with the organisation procedures, including consideration of human factors issues;
 - the facility and maintenance environment;
 - the standard of inspection and precautions;
 - the completion of work cards/worksheet;
 - the tools and material;
 - the authorisation of the person carrying out maintenance.

For the purpose of this AMC, a product line includes any product under an Appendix II approval class rating as specified in the terms of approval issued to the particular organisation.

It therefore follows, for example, that a Part-145 maintenance organisation approved to maintain aircraft, engines, brakes and autopilots would need to carry out at least four complete product audits each year, except as specified otherwise in points (f), (h) or (j).

- (g) The product audit includes witnessing any relevant testing and visually inspecting the product and the associated documentation. The product audit should not involve repeated disassembly or testing unless the product audit identifies findings that require such an action.
- (h) Except as specified otherwise in point (j), where the organisation contracts the independent audit element of the compliance monitoring function in accordance with point (l), the audit should be carried out twice every year.
- (i) Except as specified otherwise in point (j), where the organisation has line stations listed as per point [145.A.75\(d\)](#), the compliance monitoring documentation should include a description of how these line stations are integrated into the monitoring and include a plan to audit each listed line station at a frequency consistent with the extent of flight activity at the particular line

station and the related safety hazards identified. Except as specified otherwise in point (j), the maximum period between audits of a particular line station should not exceed 2 years.

- (j) Except as specified otherwise in point (f), provided that there are no safety-related findings, the audit planning cycle specified in this AMC may be increased by up to 100 %, subject to a risk assessment and/or mitigation actions, and agreement by the competent authority.
- (k) A report should be issued each time an audit is carried out describing what was checked and the resulting non-compliance findings against applicable requirement and procedures.
- (l) Organisations with a maximum of 10 maintenance staff actively engaged in carrying out maintenance may subcontract the whole independent audit element of the compliance monitoring function to another organisation or contract a qualified and competent person to become responsible for this element, with the agreement of the competent authority.

This does not prevent a larger organisation from occasionally using external support for conducting particular audits.

AMC3 145.A.200(a)(6) Management system

ED Decision 2022/011/R

COMPLIANCE MONITORING — CONTRACTING OF THE INDEPENDENT AUDIT

- (a) If external personnel are used to perform independent audits:
 - (1) any such audits should be performed under the responsibility of the compliance monitoring manager; and
 - (2) the organisation remains responsible for ensuring that the external personnel have the relevant knowledge, background, and experience that are appropriate to the activities being audited, including knowledge and experience in compliance monitoring.
- (b) The organisation retains the ultimate responsibility for the effectiveness of the compliance monitoring function, in particular for the effective implementation and follow-up of all corrective actions.

AMC4 145.A.200(a)(6) Management system

ED Decision 2022/011/R

COMPLIANCE MONITORING — FEEDBACK SYSTEM

- (a) Another essential element of the compliance monitoring function is the feedback system.
- (b) The feedback system should not be contracted to external persons or organisations.
- (c) When a non-compliance is found, the compliance monitoring function should ensure that the root cause(s) and contributing factor(s) are identified (see [GM1 145.A.95](#)), and that corrective actions are defined. The feedback part of the compliance monitoring function should define who is required to address any non-compliance in each particular case, and the procedure to be followed if the corrective action is not completed within the defined time frame. The principal functions of the feedback system are to ensure that all findings resulting from the independent audits of the organisation are properly investigated and corrected in a timely manner, and to enable the accountable manager to be kept informed of safety issues and the extent of compliance with [Part-145](#).

- (d) The independent audit reports referred to in [AMC2 145.A.200\(a\)\(6\)](#) should be sent to the relevant department(s) for corrective action, giving target closure dates. These target dates should be discussed with the relevant department(s) before the compliance monitoring function confirms the dates in the report. The relevant department(s) is (are) required to implement the corrective action and inform the compliance monitoring function of the status of the implementation of the action.
- (e) Unless the review of the results from compliance monitoring is given to the safety review board (ref. [AMC1 145.A.200\(a\)\(1\)](#) point (b)(4)), the accountable manager should hold regular meetings with staff to check the progress of corrective actions. These meetings may be delegated to the compliance monitoring manager on a day-to-day basis, provided that the accountable manager:
- (1) meets the senior staff involved at least twice per year to review the overall performance of the compliance monitoring function; and
 - (2) receives at least a half-yearly summary report on non-compliance findings.
- (f) All records pertaining to the independent audit and the feedback system should be retained for the period specified in point [145.A.55\(c\)](#) or for such periods as to support changes to the audit planning cycle in accordance with [AMC2 145.A.200\(a\)\(6\)](#), whichever is the longer.

GM1 145.A.200(a)(6) Management system

ED Decision 2022/011/R

COMPLIANCE MONITORING FUNCTION

The compliance monitoring function is one of the elements that is required to be in compliance with the applicable requirements. This means that the compliance monitoring function itself should be subject to independent monitoring of compliance in accordance with [145.A.200\(a\)\(6\)](#).

GM2 145.A.200(a)(6) Management system

ED Decision 2022/011/R

COMPLIANCE MONITORING — AUDIT PLAN

- (a) The purpose of this GM is to provide guidance on one acceptable working audit plan to meet part of the needs of point [145.A.200\(a\)\(6\)](#). There is any number of other acceptable working audit plans.
- (b) The audits described in the audit plan are intended to monitor compliance with the applicable requirements, and at the same time to review all areas of the organisation to which those requirements are applicable.
- (c) In order to achieve this objective, as a first element, the organisation needs to identify all the regulatory requirements that are applicable to the activity and the scope of work under consideration, to allow the audit plan to focus on the relevant topics. Each topic (e.g. facilities, personnel, etc.) should be cross-referred with the relevant requirement and the related procedure of the organisation in the exposition that describes the particular topic. If the organisation follows a specific means of compliance to demonstrate compliance with the rule, that information may also be stated.
- (d) As a second element, all the functional areas of the organisation in which [Part-145](#) functions are intended to be carried out (i.e. the types of maintenance-related activities), including subcontracting, need to be listed in order to identify the applicability of any topic to each functional area.

- (e) A matrix can be used, as shown in the example below, to capture the two elements mentioned above. This matrix is intended to be a living document to be customised by each particular organisation depending on its scope of work and its structure. This matrix should represent the overall compliance of the audit system, and needs to be amended, as necessary, based upon any change to the applicable regulations, the procedures of the organisation or the functional areas of the organisation (e.g. a change in the scope of work to include line maintenance, etc.)

Example (to be further completed) of an audit matrix for an organisation involved in aircraft base maintenance that does not hold airworthiness review privilege:

Topic	Requirement	Exposition	Functional areas				
			Base maintenance	Compliance monitoring	Subcontracting	Component workshop	...
Facilities	145.A.25(a)(1)	1.8	X	N/A	X	X	...
	AMC 145.A.25(a)	2.22	X	N/A	N/A	X	...

Personnel
	145.A.30(c)	1.4	N/A	X	N/A	N/A	...
	145.A.30(d)	1.7, 2.22	X	X	X	X	...

...	145.A.37	N/A	N/A	N/A	N/A	N/A	...
...
Record-keeping	145.A.55

...

- (f) The audit plan can be presented as a simplified schedule (see below), showing the operational areas of the organisation (i.e. where the maintenance-related activities are effectively carried out) against a timetable to indicate when each particular area was scheduled for audit and when the audit was completed. The audit plan should include a number of product audits (depending on the number of product lines), some of which should be unannounced (see [AMC2 145.A.200\(a\)\(6\)](#)).

Example (to be further completed) of an audit plan for an organisation, mentioned in point (e), that has two base maintenance hangars, and hydraulic and electrical workshops:

Operational area	Functional area	Planned	Completed	Remarks
Base maintenance hangar 1	Base maintenance	mmm yyyy	dd mmm yyyy	
Base maintenance hangar 2	Base maintenance	mmm yyyy	dd mmm yyyy	
Hydraulic workshop	Component workshop	mmm yyyy	dd mmm yyyy	
Electrical workshop	Component workshop	mmm yyyy	dd mmm yyyy	
Subcontractor 1	Subcontracting	mmm yyyy	dd mmm yyyy	
Product audit 1	Base maintenance	mmm yyyy	dd mmm yyyy	During night
Product audit 2	Component workshop	unannounced	dd mmm yyyy	
...	

(g) The audit of each operational area will review all the topics that are applicable to the relevant functional area. For each topic, the audit should check that the particular Part-145 requirement is documented in the corresponding procedure in the exposition, and that the procedure is effectively implemented in the operational area that is being audited. In addition, the audit should also identify any practice/process implemented in the operational area which has not been documented in any procedure in the exposition.

GM1 145.A.200(a)(6) and 145.B.300 Management system and Oversight principles

ED Decision 2022/011/R

THE USE OF INFORMATION AND COMMUNICATION TECHNOLOGIES (ICT) FOR PERFORMING REMOTE AUDITS

This GM provides technical guidance on the use of remote information and communication technologies (ICT) to support:

- competent authorities when overseeing regulated organisations;
- regulated organisations when conducting internal audits/monitoring compliance of their organisation with the relevant requirements, and when evaluating vendors, suppliers and subcontractors.

In the context of this GM:

- ‘remote audit’ means an audit that is performed with the use of any real-time video and audio communication tools instead of the physical presence of the auditor on-site; the specificities of each type of approval need to be considered in addition to the general overview (described below) when applying the ‘remote audit’ concept;
- ‘auditing entity’ means the competent authority or organisation that performs the remote audit;
- ‘auditee’ means the entity being audited/inspected (or the entity audited/inspected by the auditing entity via a remote audit);

It is the responsibility of the auditing entity to assess whether the use of remote ICT constitutes a suitable alternative to the physical presence of an auditor on-site in accordance with the applicable requirements.

THE CONDUCT OF A REMOTE AUDIT

The auditing entity that decides to conduct a remote audit should describe the remote audit process in its documented procedures and should consider at least the following elements:

- The methodology for the use of remote ICT is sufficiently flexible and non-prescriptive in nature to optimise the conventional audit process.
- Adequate controls are defined and are in place to avoid abuses that could compromise the integrity of the audit process.
- Measures to ensure that the security and confidentiality are maintained throughout the audit activities (data protection and intellectual property of the organisation also need to be safeguarded).

Examples of the use of remote ICT during audits may include but are not limited to:

- meetings by means of teleconference facilities, including audio, video and data sharing;

- assessment of documents and records by means of remote access, in real time;
- recording, in real time during the process, of evidence to document the results of the audit, including non-conformities, by means of exchange of emails or documents, instant pictures, video or/and audio recordings;
- visual (livestream video) and audio access to facilities, stores, equipment, tools, processes, operations, etc.

An agreement between the auditing entity and the auditee should be established when planning a remote audit, which should include the following:

- determining the platform for hosting the audit;
- granting security and/or profile access to the auditor(s);
- testing platform compatibility between the auditing entity and the auditee prior to the audit;
- considering the use of webcams, cameras, drones, etc. when the physical evaluation of an event (product, part, process, etc.) is desired or is necessary;
- establishing an audit plan which will identify how remote ICT will be used and the extent of their use for the audit purposes to optimise their effectiveness and efficiency while maintaining the integrity of the audit process;
- if necessary, time zone acknowledgement and management to coordinate reasonable and mutually agreeable convening times;
- a documented statement of the auditee that they shall ensure full cooperation and provision of the actual and valid data as requested, including ensuring any supplier or subcontractor cooperation, if needed; and
- data protection aspects.

The following equipment and set-up elements should be considered:

- the suitability of video resolution, fidelity, and field of view for the verification being conducted;
- the need for multiple cameras, imaging systems, or microphones, and whether the person that performs the verification can switch between them, or direct them to be switched and has the possibility to stop the process, ask a question, move the equipment, etc.;
- the controllability of viewing direction, zoom, and lighting;
- the appropriateness of audio fidelity for the evaluation being conducted; and
- real-time and uninterrupted communication between the person(s) participating to the remote audit from both locations (on-site and remotely).

When using remote ICT, the auditing entity and the other persons involved (e.g. drone pilots, technical experts) should have the competence and ability to understand and utilise the remote ICT tools employed to achieve the desired results of the audit(s)/assessment(s). The auditing entity should also be aware of the risks and opportunities of the remote ICT used and the impacts they may have on the validity and objectivity of the information gathered.

Audit reports and related records should indicate the extent to which remote ICT have been used in conducting remote audits and the effectiveness of remote ICT in achieving the audit objectives, including any item that has not been able to be completely reviewed.

145.A.200A Information security management system

Regulation (EU) 2023/203

In addition to the management system referred to in point [145.A.200](#), the maintenance organisation shall establish, implement and maintain an information security management system in accordance with Implementing Regulation (EU) 2023/203 in order to ensure the proper management of information security risks which may have an impact on aviation safety.

[Applicable from 22 February 2026 – Regulation (EU) 2023/203]

145.A.202 Internal safety reporting scheme

Regulation (EU) 2021/1963

- (a) As part of its management system, the organisation shall establish an internal safety reporting scheme to enable the collection and evaluation of such occurrences that are to be reported under point [145.A.60](#).
- (b) The scheme shall also enable the collection and evaluation of those errors, near misses and hazards reported internally that do not fall under point (a).
- (c) Through that scheme, the organisation shall:
 - (1) identify the causes of, and contributing factors to, the errors, near misses and hazards reported, and address them as part of its safety risk management process in accordance with point [145.A.200\(a\)\(3\)](#);
 - (2) ensure an evaluation of all known, relevant information relating to errors, near misses, hazards and the inability to follow procedures, and a method to circulate the information as necessary.
- (d) The organisation shall make arrangements to ensure the collection of safety issues related to subcontracted activities.

AMC1 145.A.202 Internal safety reporting scheme

ED Decision 2022/011/R

- (a) Each internal safety reporting scheme should ensure confidentiality and enable and encourage free and frank reporting of any potentially safety-related occurrence, including incidents such as errors or near misses, safety issues and identified hazards. This will be facilitated by the establishment of a just culture.
- (b) The internal safety reporting scheme should contain the following elements:
 - (1) clearly identified aims and objectives with demonstrable corporate commitment;
 - (2) a just culture policy as part of the safety policy, and related just culture implementation procedures;
 - (3) a process to:
 - (i) identify those reports which require investigation; and
 - (ii) when so identified, investigate all the causal and contributing factors, including technical, organisational, managerial, or human factors issues, and any other contributing factors related to the occurrence, incident, error or near miss that was identified;

- (iii) if adapted to the size and complexity of the organisation, analyse the collective data showing the trends and frequencies of the contributing factors;
 - (4) appropriate corrective actions based on the findings of investigations;
 - (5) initial and recurrent training for staff involved in internal investigations;
 - (6) where relevant, the organisation should cooperate with the owner, operator or CAMO on occurrence investigations by exchanging relevant information to improve aviation safety.
- (c) The internal safety reporting scheme should:
 - (1) ensure the confidentiality of the reporter;
 - (2) be closed loop, to ensure that actions are taken internally to address safety issues and hazards; and
 - (3) feed into the recurrent training as defined in [AMC3 145.A.30\(e\)](#) whilst maintaining the appropriate confidentiality.
- (d) Feedback should be given to staff both on an individual and a more general basis to ensure their continued support of the safety reporting scheme.

GM1 145.A.202 Internal safety reporting scheme

ED Decision 2022/011/R

GENERAL

- (a) The overall purpose of the internal safety reporting scheme is to collect information reported by the organisation personnel and use this reported information to improve the level of compliance and safety performance of the organisation. The purpose is not to attribute blame.
- (b) The objectives of the scheme are to:
 - (1) enable an assessment to be made of the safety implications of each relevant incident (errors, near miss), safety issue and hazard reported, including previous similar issues, so that any necessary action can be initiated; and
 - (2) ensure that knowledge of relevant incidents, safety issues and hazards is shared so that other persons and organisations may learn from them.
- (c) The scheme is an essential part of the overall monitoring function and should be complementary to the normal day-to-day procedures and 'control' systems; it is not intended to duplicate or supersede any of them. The scheme is a tool to identify those instances in which routine procedures have failed or may fail.
- (d) All reports should be retained, as the significance of such reports may only become obvious at a later date.
- (e) The collection and analysis of timely, appropriate and accurate data will allow the organisation to react to the information that it receives, and to take the necessary action.

145.A.205 Contracting and subcontracting

Regulation (EU) 2021/1963

- (a) The organisation shall ensure that when contracting or subcontracting any part of its maintenance activities:
 - (1) the maintenance conforms to the applicable requirements;
 - (2) any aviation safety hazard associated with such contracting or subcontracting is considered as part of the organisation's management system.
- (b) If the organisation subcontracts any part of its maintenance activities to another organisation, the subcontracted organisation shall work under the scope of approval of the subcontracting organisation.

GM1 145.A.205 Contracting and subcontracting

ED Decision 2022/011/R

RESPONSIBILITY WHEN CONTRACTING OR SUBCONTRACTING MAINTENANCE

- (a) Regardless of the approval status of the subcontracted organisations, a [Part-145](#) organisation is responsible for ensuring that all subcontracted activities are subject to hazard identification and risk management, as required by point [145.A.200\(a\)\(3\)](#), and to compliance monitoring, as required by point [145.A.200\(a\)\(6\)](#).
- (b) A Part-145 organisation is responsible for identifying hazards that may stem from the existence of complex maintenance arrangements (such as when multiple organisations are contracted, or when multiple levels of contracting/subcontracting are included) with due regard to the organisations' interfaces (see [GM1 145.A.200\(a\)\(3\)](#)). In addition, the compliance monitoring function should at least check that the approval of the contracted maintenance organisation(s) effectively covers the contracted activities, and that it is still valid.
- (c) A Part-145 organisation is responsible for ensuring that interfaces and communication channels are established with the contracted maintenance organisation(s) for occurrence reporting. This does not replace the obligation of the contracted organisation(s) to report to the competent authority in accordance with Regulation (EU) No 1321/2014.

For subcontracted activities, interfaces and communication channels are also needed for the purpose of the internal safety reporting scheme ([145.A.202](#)).

GM2 145.A.205 Contracting and subcontracting

ED Decision 2022/011/R

DIFFERENCE BETWEEN 'CONTRACTING MAINTENANCE' AND 'SUBCONTRACTING MAINTENANCE'

- (a) 'Subcontracting maintenance' means subcontracting to a third party under the maintenance organisation management system.

This is the case when a third party carries out certain maintenance tasks on behalf of the [Part-145](#) organisation, and the responsibility remains with the Part-145 organisation (this Part-145 organisation must have the tasks within its scope of approval). Whether the third party is approved or not is not relevant for the designation of subcontracting, since the third party will be working under the management system of the Part-145 organisation, and the maintenance will be released under the approval of this organisation.

- (b) 'Contracting maintenance' means contracting to another maintenance organisation which will release the maintenance under its own approval.

This is the case when a Part-145 organisation, contracted to carry out maintenance by an owner/operator/CAMO, further contracts certain maintenance tasks to another approved Part-145 organisation, and transfers the responsibility for the release of such tasks to the second Part-145 organisation.

Contracting should only be envisaged when it is allowed by the person or organisation that requests the maintenance.

- (c) In case (a), the subcontracted organisation works under the approval of the contracting organisation, whereas in case (b), the contracted organisation works under its own approval.

SECTION B — AUTHORITY REQUIREMENTS

145.B.005 Scope

Regulation (EU) 2021/1963

This section establishes the conditions for conducting the certification, oversight and enforcement tasks as well as the administrative and management system requirements to be followed by the competent authority that is responsible for the implementation and enforcement of Section A.

145.B.115 Oversight documentation

Regulation (EU) 2021/1963

The competent authority shall provide all the legislative acts, standards, rules, technical publications, and related documents to the relevant personnel in order to allow them to perform their tasks and to discharge their responsibilities.

145.B.120 Means of compliance

Regulation (EU) 2021/1963

- (a) The Agency shall develop acceptable means of compliance (“AMC”) that may be used to establish compliance with Regulation (EU) 2018/1139 and its delegated and implementing acts.
- (b) Alternative means of compliance may be used to establish compliance with this Regulation.
- (c) Competent authorities shall inform the Agency of any alternative means of compliance used by organisations under their oversight or by themselves for establishing compliance with this Regulation.

GM1 145.B.120 Means of compliance

ED Decision 2022/011/R

ALTERNATIVE MEANS OF COMPLIANCE — GENERAL

- (a) A competent authority may establish means to comply with the Regulation different from the AMC established by EASA.

In that case, the competent authority is responsible for demonstrating how these alternative means of compliance (AltMoC) establish compliance with the Regulation.

- (b) AltMoC used by a competent authority, or by an organisation under its oversight, may be used by other competent authorities, or another organisation, only if processed again in accordance with respectively point [145.B.120](#) and point [145.A.120](#).
- (c) AltMoC issued by the competent authority may cover the following cases:
 - AltMoC to be used by organisations under the oversight of the competent authority and made available to these organisations;
 - AltMoC to be used by the authority itself to discharge its responsibilities.

AMC1 145.B.120(b);(c) Means of compliance

ED Decision 2022/011/R

PROCESSING THE ALTERNATIVE MEANS OF COMPLIANCE

To meet the objective of points (b) and (c) of point [145.B.120](#):

- (a) the competent authority should establish the means to consistently evaluate over time that all the AltMoC used by itself or by organisations under its oversight allow for the establishment of compliance with the Regulation.
- (b) If the competent authority issues AltMoC for itself or for the organisations under its oversight, it should:
 - make them available to all relevant organisations;
 - notify the Agency as soon as the AltMoC is issued, including the information described in point (d) below.
- (c) The competent authority should evaluate the AltMoC proposed by an organisation by analysing the documentation provided and, if considered necessary, inspecting the organisation.

When the competent authority finds that the AltMoC is in accordance with the Regulation, it should:

- notify the applicant that the AltMoC is approved;
 - indicate that this AltMoC may be implemented, and agree when the MOE is to be amended; and
 - notify the Agency as soon as the AltMoC is approved, including the information described in point (d) below.
- (d) The competent authority should provide the Agency with the following information:
 - a summary of the AltMoC;
 - the content of the AltMoC;
 - a statement that compliance with the Regulation is achieved; and
 - in support of that statement, an assessment demonstrating that the AltMoC reaches an acceptable level of safety, taking into account the level of safety provided by the corresponding EASA AMC.

All these elements describing the AltMoC form an integral part of the records to be kept in accordance with [145.B.220](#).

GM1 145.B.120(b);(c) Means of Compliance

ED Decision 2022/011/R

CASE WHERE THE REGULATION HAS NO CORRESPONDING EASA AMC

When there is no EASA AMC for a certain requirement in the Regulation, the competent authority may choose to develop national guides or other types of documents to help the organisations under its oversight in compliance demonstration. The competent authority may inform the Agency, so that such guides or other documents may later be considered for transposition into an AMC published by the Agency through the Agency rulemaking process.

145.B.125 Information to the Agency

Regulation (EU) 2023/203

- (a) The competent authority of the Member State shall notify the Agency in case of any significant problems with the implementation of Regulation (EU) 2018/1139 and its delegated and implementing acts within 30 days from the time the authority became aware of the problems.
- (b) Without prejudice to Regulation (EU) No 376/2014 and its delegated and implementing acts, the competent authority shall provide the Agency as soon as possible with any safety-significant information stemming from the occurrence reports stored in the national database pursuant to Article 6(6) of Regulation (EU) No 376/2014.
- (c) The competent authority of the Member State shall provide the Agency as soon as possible with safety-significant information stemming from the information security reports it has received pursuant to point IS.I.OR.230 of Annex II (Part-IS.I.OR) to Implementing Regulation (EU) 2023/203

[Applicable from 22 February 2026 – Regulation (EU) 2023/203]

AMC1 145.B.125(b) Information to the Agency

ED Decision 2022/011/R

EXCHANGE OF SAFETY-SIGNIFICANT INFORMATION WITH THE AGENCY

Each competent authority should appoint a coordinator to act as the contact point for the exchange of safety-significant information between the competent authority and the Agency.

GM1 145.B.125(b) Information to the Agency

ED Decision 2022/011/R

MEANING OF SAFETY-SIGNIFICANT INFORMATION STEMMING FROM THE OCCURRENCE REPORTS

‘Safety-significant information stemming from the occurrence reports’ means:

- (a) a conclusive safety analysis which summarises individual occurrence data and provides an in-depth analysis of a safety issue, and which may be relevant for the Agency’s safety action planning; and
- (b) individual occurrence data for the cases where the Agency is the competent authority, and which fulfils the reporting criteria of [GM3 145.B.125\(b\)](#).

GM2 145.B.125(b) Information to the Agency

ED Decision 2022/011/R

RECOMMENDED CONTENT FOR CONCLUSIVE SAFETY ANALYSES

A conclusive safety analysis should contain the following:

- (a) a detailed description of the safety issue, including the scenario in which the safety issue takes place; and
- (b) an indication of the stakeholders affected by the safety issue, including types of operations and organisations;

and, as appropriate:

- (c) a risk assessment establishing the severity and probability of all the possible consequences of the safety issue;

- (d) information about the existing safety barriers that the aviation system has in place to prevent the likely safety issue consequences from occurring;
- (e) any mitigating actions already in place or developed to deal with the safety issue;
- (f) recommendations for future actions to control the risk; and
- (g) any other element the competent authority considers essential for the Agency to properly assess the safety issue.

GM3 145.B.125(b) Information to the Agency

ED Decision 2023/013/R

OCCURRENCES WHERE THE AGENCY IS THE COMPETENT AUTHORITY

Occurrences related to organisations or products, certified by the Agency or subject to a declaration of design compliance (in accordance with Part 21 Light Subpart C), should be notified to the Agency if:

- (a) the occurrence is defined as a reportable occurrence in accordance with the applicable regulation;
- (b) the organisation responsible for addressing the occurrence is either certified or subject to oversight by the Agency; and
- (c) the Member State competent authority has come to the conclusion that:
 - (1) the organisation certified or subject to oversight by the Agency to which the occurrence relates has not been informed of the occurrence; or
 - (2) the occurrence has not been properly addressed or has been left unattended by the organisation certified or subject to oversight by the Agency.

Such occurrence data should be reported in a format compatible with the European Coordination Centre for Accident and Incident Reporting Systems (ECCAIRS) and should provide all relevant information for its assessment and analysis, including necessary additional files in the form of attachments.

145.B.135 Immediate reaction to a safety problem

Regulation (EU) 2021/1963

- (a) Without prejudice to Regulation (EU) No 376/2014 and its delegated and implementing acts, the competent authority shall implement a system to appropriately collect, analyse and disseminate safety information.
- (b) The Agency shall implement a system to appropriately analyse any relevant safety information received and, without undue delay, provide the relevant authority of the Member States and the Commission with any information, including recommendations or corrective actions to be taken, that is necessary for them to react in a timely manner to a safety problem involving products, parts, appliances, persons or organisations that are subject to Regulation (EU) 2018/1139 and its delegated and implementing acts.
- (c) Upon receiving the information referred to in points (a) and (b), the competent authority shall take adequate measures to address the safety problem.

- (d) The competent authority shall immediately notify measures taken under point (c) to all persons or organisations which need to comply with them under Regulation (EU) 2018/1139 and its delegated and implementing acts. The competent authority shall also notify those measures to the Agency and, when combined action is required, to the other Member States concerned.

145.B.135A Immediate reaction to an information security incident or vulnerability with an impact on aviation safety

Regulation (EU) 2023/203

- (a) The competent authority shall implement a system to appropriately collect, analyse, and disseminate information related to information security incidents and vulnerabilities with a potential impact on aviation safety that are reported by organisations. This shall be done in coordination with any other relevant authorities responsible for information security or cybersecurity within the Member State to increase the coordination and compatibility of reporting schemes.
- (b) The Agency shall implement a system to appropriately analyse any relevant safety-significant information received in accordance with point [145.B.125\(c\)](#), and without undue delay provide the Member States and the Commission with any information, including recommendations or corrective actions to be taken, necessary for them to react in a timely manner to an information security incident or vulnerability with a potential impact on aviation safety involving products, parts, non-installed equipment, persons or organisations subject to Regulation (EU) 2018/1139 and its delegated and implementing acts.
- (c) Upon receiving the information referred to in points (a) and (b), the competent authority shall take adequate measures to address the potential impact on aviation safety of the information security incident or vulnerability.
- (d) Measures taken in accordance with point (c) shall immediately be notified to all persons or organisations that shall comply with them under Regulation (EU) 2018/1139 and its delegated and implementing acts. The competent authority of the Member State shall also notify those measures to the Agency and, when combined action is required, the competent authorities of the other Member States concerned.

[Applicable from 22 February 2026 – Regulation (EU) 2023/203]

AMC1 145.B.135A Immediate reaction to an information security incident or vulnerability with an impact on aviation safety

ED Decision 2023/010/R

- (a) To appropriately collect and analyse information related to information security incidents and vulnerabilities with a potential impact on aviation safety, the competent authority should implement means that ensure the necessary confidentiality.
- (b) When disseminating information related to information security incidents and vulnerabilities with a potential impact on aviation safety, the competent authority should properly select the appropriate recipient(s) to prevent the content of a report from being exploited to the detriment of aviation safety, by revealing, for instance, uncorrected vulnerabilities.

[Applicable from 22 February 2026 – Regulation (EU) 2023/203]

GM1 145.B.135A Immediate reaction to an information security incident or vulnerability with an impact on aviation safety

ED Decision 2023/010/R

When deemed necessary, a two-step mechanism could be used: a report alerting about the information security event or incident and the availability of additional data that would require controlled and confidential distribution. This report should only alert recipients of the urgency and the necessity for organisations and competent authorities to establish further communication through secure means.

Therefore, the report should consist of two parts: one limited to mostly public information and one containing the sensitive data that should be restricted to the recipients who need to know. Wherever possible, reports should be based on an agreed taxonomy.

[Applicable from 22 February 2026 – Regulation (EU) 2023/203]

145.B.200 Management system

Regulation (EU) 2023/203

- (a) The competent authority shall establish and maintain a management system, including as a minimum:
- (1) documented policies and procedures to describe its organisation, the means and methods for establishing compliance with Regulation (EU) 2018/1139 and its delegated and implementing acts. The procedures shall be kept up to date, and serve as the basic working documents within that competent authority for all its related tasks;
 - (2) a sufficient number of personnel to perform its tasks and discharge its responsibilities. A system shall be in place to plan the availability of personnel in order to ensure the proper completion of all tasks;
 - (3) personnel that are qualified to perform their allocated tasks and that have the necessary knowledge and experience and receive initial and recurrent training to ensure continuing competency;
 - (4) adequate facilities and office accommodation for personnel to perform their allocated tasks;
 - (5) a function to monitor the compliance of the management system with the relevant requirements, and the adequacy of the procedures, including the establishment of an internal audit process and a safety risk management process. Compliance monitoring shall include a feedback system of audit findings to the senior management of the competent authority to ensure the implementation of corrective actions as necessary;
 - (6) a person or group of persons having a responsibility to the senior management of the competent authority for the compliance monitoring function.
- (b) The competent authority shall, for each field of activity, including the management system, appoint one or more persons with the overall responsibility for the management of the relevant task(s).
- (c) The competent authority shall establish procedures for the participation in a mutual exchange of all necessary information and assistance with any other competent authorities concerned, whether from the same Member State or from other Member States, including on:

- (1) all findings raised and any follow-up actions taken as a result of the oversight of persons and organisations that carry out activities in the territory of a Member State, but certified by the competent authority of another Member State or by the Agency;
 - (2) information stemming from mandatory and voluntary occurrence reporting as required by [145.A.60](#).
- (d) A copy of the procedures related to the management system and their amendments shall be made available to the Agency for the purpose of standardisation.
- (e) In addition to the requirements contained in point (a), the management system established and maintained by the competent authority shall comply with Annex I (Part-IS.AR) to Implementing Regulation (EU) 2023/203 in order to ensure the proper management of information security risks which may have an impact on aviation safety.

[Applicable from 22 February 2026 – Regulation (EU) 2023/203]

AMC1 145.B.200 Management system

ED Decision 2022/011/R

ORGANISATIONAL STRUCTURE

- (a) In deciding upon the required organisational structure, the competent authority should review:
 - (1) the number of certificates to be issued, and the number and size of the potential [Part-145](#) approved maintenance organisations within that Member State;
 - (2) the possible use of qualified entities and of the resources of the competent authorities of other Member States to fulfil the continuing oversight obligations;
 - (3) the level of civil aviation activity, the number and complexity of the aircraft, and the size of the Member State's aviation industry; and
 - (4) the potential growth of activities in the field of civil aviation.
- (b) The competent authority should retain effective control of the important surveillance functions and should not delegate them in such a way that Part-145 organisations, in effect, regulate themselves in airworthiness matters.
- (c) The set-up of the organisational structure should ensure that the various tasks and obligations of the competent authority do not solely rely on individuals. The continuous and undisturbed fulfilment of these tasks and obligations of the competent authority should also be guaranteed in case of illness, accidents or leave of individual employees.

AMC2 145.B.200 Management system

ED Decision 2022/011/R

GENERAL

- (a) The competent authority designated by each Member State should be organised in such a way that:
 - (1) there is specific and effective management authority in the conduct of all the relevant activities;
 - (2) the functions and processes described in the applicable requirements of Regulation (EU) 2018/1139 and its delegated and implementing acts, AMC, Certification Specifications (CSs), and Guidance Material (GM) are properly implemented;

- (3) the competent authority's policy, organisation and operating procedures for the implementation of the applicable requirements of Regulation (EU) 2018/1139 and its delegated and implementing acts are properly documented and applied;
 - (4) all the competent authority's personnel who are involved in the related activities are provided with training where necessary;
 - (5) specific and effective provision is made for communicating and interfacing as necessary with EASA and the competent authorities of other Member States; and
 - (6) all the functions related to implementing the applicable requirements are adequately described.
- (b) A general policy in respect of the activities related to the applicable requirements of Regulation (EU) 2018/1139 and its delegated and implementing acts should be developed, promoted, and implemented by the manager at the highest appropriate level; for example, the manager at the top of the functional area of the competent authority that is responsible for such activities.
- (c) Appropriate steps should be taken to ensure that the policy is known and understood by all the personnel involved, and all the necessary steps should be taken to implement and maintain the policy.
- (d) The general policy, whilst also satisfying the additional national regulatory responsibilities, should, in particular, take into account:
- (1) the provisions of Regulation (EU) 2018/1139;
 - (2) the provisions of the applicable implementing rules and their AMC, CSs, and GM;
 - (3) the needs of industry; and
 - (4) the needs of EASA and of the competent authority.
- (e) The policy should define specific objectives for the key elements of the competent authority organisation and processes for implementing the related activities, including the corresponding control procedures and the measurement of the achieved standard.

AMC1 145.B.200(a)(1) Management system

ED Decision 2022/011/R

DOCUMENTED POLICIES AND PROCEDURES

- (a) The various elements of the organisation involved with the activities related to Regulation (EU) 2018/1139 and its delegated and implementing acts should be documented in order to establish a reference source for the establishment and maintenance of this organisation.
- (b) The documented procedures should be established in a way that facilitates their use. They should be clearly identified, kept up to date, and made readily available to all the personnel who are involved in the related activities.
- (c) The documented procedures should cover, as a minimum, all of the following aspects:
 - (1) policies and objectives;
 - (2) the organisational structure;
 - (3) responsibilities and the associated authority;
 - (4) procedures and processes;
 - (5) internal and external interfaces;

- (6) internal control procedures;
 - (7) the training of personnel;
 - (8) cross-references to associated documents;
 - (9) assistance from other competent authorities or EASA (where required).
- (d) It is likely that the information may be held in more than one document or series of documents, and suitable cross-referencing should be provided. For example, the organisational structure and job descriptions are not usually in the same documentation as the detailed working procedures. In such cases, it is recommended that the documented procedures should include an index of cross references to all such other related information, and the related documentation should be readily available when required.

GM1 145.B.200(a)(2) Management system

ED Decision 2022/011/R

SUFFICIENT PERSONNEL

- (a) This GM on the determination of the required personnel is limited to the performance of certification and oversight tasks, excluding any personnel who are required to perform tasks that are subject to any national regulatory requirements.
- (b) The elements to be considered when determining who are the required personnel and planning their availability may be divided into quantitative and qualitative elements:
 - (1) Quantitative elements
 - (i) the estimated number of initial certificates to be issued;
 - (ii) the number of organisations to be certified by the competent authority;
 - (iii) the estimated number of subcontracted organisations used by certified organisations.
 - (2) Qualitative elements
 - (i) the size, nature, and complexity of the activities of certified organisations, taking into account:
 - (A) the privileges of each organisation;
 - (B) the types of approval and the scopes of approval;
 - (C) possible certification to industry standards;
 - (D) the number of personnel; and
 - (E) the organisational structure and the existence of subsidiaries;
 - (ii) the safety priorities identified;
 - (iii) the results of past oversight activities, including audits, inspections and reviews, in terms of risks and regulatory compliance, taking into account:
 - (A) the number and the levels of findings;
 - (B) the time frame for implementation of corrective actions; and
 - (C) the maturity of the management systems implemented by organisations, and their ability to effectively manage safety risks; and

-
- (iv) the size and complexity of the Member State's aviation industry, and the potential growth of activities in the field of civil aviation, which may be an indication of the number of new applications and changes to existing certificates to be expected.
 - (c) Based on the existing data from previous oversight planning cycles, and taking into account the situation within the Member State's aviation industry, the competent authority may estimate:
 - (1) the standard working time required for processing applications for new certificates;
 - (2) the number of new certificates to be issued for each planning period; and
 - (3) the number of changes to existing certificates to be processed for each planning period.
 - (d) In line with the competent authority's oversight policy, the following planning data should be determined:
 - (1) the standard number of audits to be performed per oversight planning cycle;
 - (2) the standard duration of each audit;
 - (3) the standard working time for audit preparation, on-site audit, reporting, and follow-up per inspector;
 - (4) the standard number of unannounced inspections to be performed;
 - (5) the standard duration of inspections, including preparation, reporting, and follow-up per inspector; and
 - (6) the minimum number and the required qualifications of the inspectors for each audit/inspection.
 - (e) The standard working time could be expressed either in working hours per inspector, or in working days per inspector. All planning calculations should then be based on the same unit (hours or working days).
 - (f) It is recommended to use a spreadsheet application to process the data defined under (c) and (d), to assist in determining the total number of working hours/days per oversight planning cycle required for certification, oversight and enforcement activities. This application could also serve as a basis for implementing a system for planning the availability of personnel.
 - (g) The number of working hours/days per planning period for each qualified inspector that may be allocated for certification, oversight and enforcement activities should be determined, taking into account:
 - (1) purely administrative tasks that are not directly related to certification and oversight;
 - (2) training;
 - (3) participation in other projects;
 - (4) planned absence; and
 - (5) the need to include a reserve for unplanned tasks or unforeseeable events.
 - (h) The determination of the working time available for certification, oversight and enforcement activities should also consider, as applicable:
 - (1) the use of qualified entities;
 - (2) cooperation with other competent authorities for approvals that involve more than one Member State;
 - (3) oversight activities under a bilateral aviation safety agreement.
-

- (i) Based on the elements listed above, the competent authority should be able to:
- (1) monitor the dates when audits and inspections are due, and when they were carried out;
 - (2) implement a system to plan the availability of personnel; and
 - (3) identify possible gaps between the number and the qualifications of personnel and the required volume of certification and oversight.

Care should be taken to keep planning data up to date in line with changes in the underlying planning assumptions, with particular focus on risk-based oversight principles.

AMC1 145.B.200(a)(3) Management system

ED Decision 2022/011/R

QUALIFICATION AND TRAINING — GENERAL

- (a) It is essential for the competent authority to have the full capability to adequately assess the compliance and performance of an organisation by ensuring that the whole range of activities is assessed by appropriately qualified personnel.
- (b) For each inspector, the competent authority should:
- (1) define the competencies required to perform the allocated certification and oversight tasks;
 - (2) define the associated minimum qualifications that are required;
 - (3) establish initial and recurrent training programmes in order to maintain and to enhance the competency of inspectors at the level that is necessary to perform the allocated tasks; and
 - (4) ensure that the training provided meets the established standards, and is regularly reviewed and updated whenever necessary.
- (c) The competent authority should ensure that training is provided by qualified trainers with appropriate training skills.

AMC2 145.B.200(a)(3) Management system

ED Decision 2022/011/R

QUALIFICATION AND TRAINING — INSPECTORS

- (a) Competent authority inspectors should have:
- (1) practical experience and expertise in the application of aviation safety standards and safe operating practices;
 - (2) comprehensive knowledge of:
 - (i) the relevant parts of the implementing rules, certification specifications and guidance material;
 - (ii) the competent authority's procedures;
 - (iii) the rights and obligations of an inspector;
 - (iv) safety management systems based on the EU management system requirements and ICAO Annex 19, and compliance monitoring;
 - (v) continuing airworthiness management and maintenance;

- (vi) operational procedures that affect the continuing airworthiness management of the aircraft or its maintenance;
 - (vii) maintenance-related human factors and human performance principles;
 - (3) training on auditing techniques and assessing and evaluating management systems and safety risk management processes;
 - (4) 5 years of relevant work experience for them to be allowed to work independently as inspectors. This may include experience gained during training to obtain the qualifications mentioned below in point (a)(5);
 - (5) a relevant engineering degree or an aircraft maintenance technician qualification with additional education. ‘Relevant engineering degree’ refers to an engineering degree from aeronautical, mechanical, electrical, electronic, avionics or other studies that are relevant to the maintenance and continuing airworthiness of aircraft/aircraft components;
 - (6) knowledge of a relevant sample of the type(s) of aircraft or components, gained through a formalised training course. Aircraft/engine type training courses should be at least at a level equivalent to a [Part-66 Appendix III](#) Level 1 General Familiarisation.
‘Relevant sample’ refers to courses that cover the typical aircraft or components that are within the scope of work;
 - (7) knowledge of maintenance standards, including fuel tank safety (FTS) training as described in [Appendix IV to AMC5 145.A.30\(e\) and AMC2 145.B.200\(a\)\(3\)](#).
- (b) In addition to technical competency, inspectors should have a high degree of integrity, be impartial in carrying out their tasks, be tactful, and have a good understanding of human nature.
- (c) A programme for recurrent training should be developed that ensures that the inspectors remain competent to perform their allocated tasks. As a general policy, it is not desirable for the inspectors to obtain technical qualifications from those entities that are under their direct regulatory oversight.

AMC3 145.B.200(a)(3) Management system

ED Decision 2022/011/R

INITIAL AND RECURRENT TRAINING — INSPECTORS

(a) Initial training programme

The initial training programme for inspectors should include, to an extent appropriate to their role, current knowledge, experience and skills, at least all of the following:

- (1) aviation legislation, organisation, and structure;
- (2) the Chicago Convention, the relevant ICAO Annexes and Documents;
- (3) Regulation (EU) No 376/2014 on the reporting, analysis and follow-up of occurrences in civil aviation;
- (4) overview of Regulation (EU) 2018/1139 and its delegated and implementing acts and the related AMC, CS, and GM;
- (5) Regulation (EU) No 1321/2014 as well as any other applicable requirements;
- (6) management systems, including the assessment of the effectiveness of a management system, in particular hazard identification and risk assessment, and non-punitive reporting techniques in the context of the implementation of a ‘just culture’;

- (7) auditing techniques;
- (8) procedures of the competent authority that are relevant to the inspectors' tasks;
- (9) human factors principles;
- (10) the rights and obligations of inspecting personnel of the competent authority;
- (11) on-the-job training that is relevant to the inspector's tasks;
- (12) technical training that is appropriate to the role and tasks of the inspector, in particular for those areas that require approvals.

NOTE: The duration of the on-the-job training should take into account the scope and complexity of the inspector's tasks. The competent authority should assess whether the required competency has been achieved before an inspector is authorised to perform a task without supervision.

(b) Recurrent training programme

Once qualified, the inspector should undergo training periodically, as well as whenever deemed necessary by the competent authority, in order to remain competent to perform the allocated tasks. The recurrent training programme for inspectors should include, as appropriate to their role, at least the following topics:

- (1) changes in aviation legislation, the operational environment and technologies;
- (2) procedures of the competent authority that are relevant to the inspector's tasks;
- (3) technical training that is appropriate to the role and tasks of the inspector; and
- (4) results from past oversight.

(c) Assessments of an inspector's competency should take place at regular intervals that do not exceed 3 years. The results of these assessments, as well as any actions taken following the assessments, should be recorded.

AMC1 145.B.200(a)(5) Management system

ED Decision 2022/011/R

SAFETY RISK MANAGEMENT PROCESS

- (a) The safety risk management process required by point (a)(5) of point [145.B.200](#) should be documented. The following should be defined in the related documentation:
- (1) means for hazard identification, and the related data sources, taking into account data that comes from other competent authorities with which the competent authority interfaces in the State, or from the competent authorities of other Member States;
 - (2) risk management steps including:
 - (i) analysis (in terms of the probability and the severity of the consequences of hazards and occurrences);
 - (ii) assessment (in terms of tolerability); and
 - (iii) control (in terms of mitigation) of risks to an acceptable level;
 - (3) who holds the responsibilities for hazard identification and risk management;
 - (4) who holds the responsibility for the follow-up of risk mitigation actions;

- (5) the levels of management who have the authority to make decisions regarding the tolerability of risks;
 - (6) means to assess the effectiveness of risk mitigation actions; and
 - (7) the link with the compliance monitoring function.
- (b) To demonstrate that the safety risk management process is operational, competent authorities should be able to provide evidence that:
- (1) the persons involved in internal safety risk management activities are properly trained;
 - (2) hazards that could impact the authority's capabilities to perform its tasks and discharge its responsibilities have been identified and the related risk assessment is documented;
 - (3) regular meetings take place at appropriate levels of management of the competent authority to discuss the risks identified, and to decide on the tolerability of risks and possible risk mitigations;
 - (4) in addition to the initial hazard identification exercise, the risk management process is triggered as a minimum whenever changes occur that may affect the competent authority's capability to perform any of the tasks required by [Part-145](#);
 - (5) a record of the actions taken to mitigate risks is maintained, showing the status of each action and the owner of the action;
 - (6) there is a follow-up on the implementation of all risk mitigation actions;
 - (7) risk mitigation actions are assessed for their effectiveness;
 - (8) the results of risk assessments are periodically reviewed to check whether they remain relevant. (Are the assumptions still valid? Is there any new information?).

GM1 145.B.200(a)(5) Management system

ED Decision 2022/011/R

SAFETY RISK MANAGEMENT PROCESS

The purpose of safety risk management as part of the management system framework for competent authorities is to ensure the effectiveness of the management system. As for any organisation, hazard identification and risk management are expected to contribute to effective decision-making, to guide the allocation of resources and contribute to organisational success.

The safety risk management process required by point [145.B.200](#) is intended to address the safety risks that are directly related to the competent authority's organisation and processes, and which may affect its capability to perform its tasks and discharge its responsibilities. This process is not intended to be a substitute for the State safety risk management SARPs defined in ICAO Annex 19, Chapter 3, component 3.3. This does not mean, however, that the competent authority may not use information and data that is obtained through its State Safety Programme (SSP), including oversight data and information, for the purposes of safety risk management as part of its management system.

The safety risk management process is also to be applied to the management of changes ([145.B.210](#)), which is intended to ensure that the management system remains effective whenever changes occur.

AMC1 145.B.200(d) Management system

ED Decision 2022/011/R

PROCEDURES AVAILABLE TO EASA

- (a) Copies of the procedures related to the competent authority's management system, and their amendments, that should be made available to EASA for the purpose of standardisation, should provide at least the following information:
- (1) the competent authority's organisational structure for the continuing oversight functions that it undertakes, with a description of the main processes. This information should demonstrate the allocation of responsibilities within the competent authority, and that the competent authority is capable of carrying out the full range of tasks for the size and complexity of the Member State's aviation industry. It should also consider the overall proficiency and the scope of authorisation of the competent authority's personnel;
 - (2) for personnel who are involved in oversight activities, the minimum required professional qualifications and amount of experience, and the principles that are used to guide their appointment (e.g. assessment);
 - (3) how the following are carried out: assessments of applications and evaluations of compliance, the issuing of certificates, continuing oversight activities, the follow-up of findings, enforcement measures and the resolution of safety concerns;
 - (4) the principles used for the management of exemptions and derogations;
 - (5) the processes that are in place to distribute the applicable safety information to enable a timely reaction to a safety problem;
 - (6) the criteria for planning continuing oversight activities (i.e. an oversight programme), including the management of interfaces when conducting continuing oversight activities (of air operations and of continuing airworthiness management, for example);
 - (7) an outline of the initial training of newly recruited oversight personnel (taking future activities into account), and the basic framework for the recurrent training of oversight personnel.
- (b) As part of the continuous monitoring of a competent authority, EASA may request details of the working methods used, in addition to a copy of the procedures of the competent authority's management system (and any amendments). These additional details are the procedures and the related guidance material that describes the working methods for the personnel of the competent authority who conduct oversight activities.
- (c) Information related to the competent authority's management system may be submitted in an electronic format.

145.B.205 Allocation of tasks

Regulation (EU) 2023/203

- (a) The competent authority may allocate tasks related to the initial certification or to the continuing oversight of organisations subject to Regulation (EU) 2018/1139 and its delegated and implementing acts, to qualified entities. When allocating tasks, the competent authority shall ensure that it has:
- (1) put a system in place to initially and continuously assess whether the qualified entity complies with Annex VI to Regulation (EU) 2018/1139. That system and the results of the assessments shall be documented;

- (2) established a written agreement with the qualified entity, approved by both parties at the appropriate management level, which stipulates:
 - (i) the tasks to be performed;
 - (ii) the declarations, reports and records to be provided;
 - (iii) the technical conditions to be met when performing such tasks;
 - (iv) the related liability coverage;
 - (v) the protection given to the information acquired when carrying out such tasks.
- (b) The competent authority shall ensure that the internal audit process and safety risk management process established pursuant to point [145.B.200\(a\)\(5\)](#) cover all the certification and continuing oversight tasks performed by the qualified entity on its behalf.
- (c) For the certification and oversight of the organisation's compliance with point [145.A.200A](#), the competent authority may allocate tasks to qualified entities in accordance with point (a), or to any relevant authority responsible for information security or cybersecurity within the Member State. When allocating tasks, the competent authority shall ensure that:
 - (1) all aspects related to aviation safety are coordinated and taken into account by the qualified entity or relevant authority;
 - (2) the results of the certification and oversight activities performed by the qualified entity or relevant authority are integrated in the overall certification and oversight files of the organisation;
 - (3) its own information security management system established in accordance with point [145.B.200\(e\)](#) covers all the certification and continuing oversight tasks performed on its behalf.

[Applicable from 22 February 2026 – Regulation (EU) 2023/203]

GM1 145.B.205 Allocation of tasks to qualified entities

ED Decision 2023/010/R

[Applicable until 21 February 2026 – ED Decision 2022/011/R]

GM1 145.B.205 Allocation of tasks

[Applicable from 22 February 2026 – Regulation (EU) 2023/203]

CERTIFICATION TASKS

The tasks that may be performed by a qualified entity on behalf of the competent authority include those that are related to the initial certification and to the continuing oversight of organisations as defined in Regulation (EU) No 1321/2014.

145.B.210 Changes in the management system

Regulation (EU) 2021/1963

- (a) The competent authority shall have a system in place to identify the changes that affect its capability to perform its tasks and discharge its responsibilities as defined in Regulation (EU) 2018/1139 and its delegated and implementing acts. That system shall enable the competent authority to take action necessary to ensure that its management system remains adequate and effective.

- (b) The competent authority shall update in a timely manner its management system to reflect any changes to Regulation (EU) 2018/1139 and its delegated and implementing acts so as to ensure its effective implementation.
- (c) The competent authority shall notify the Agency of any changes affecting its capability to perform its tasks and discharge its responsibilities as provided for in Regulation (EU) 2018/1139 and its delegated and implementing acts.

145.B.220 Record-keeping

Regulation (EU) 2021/1963

- (a) The competent authority shall establish a record-keeping system that allows the adequate storage, accessibility and reliable traceability of:
 - (1) the management system's documented policies and procedures;
 - (2) the training, qualifications and authorisations of its personnel;
 - (3) the allocation of tasks, covering the elements required by point [145.B.205](#), as well as the details of tasks allocated;
 - (4) certification processes and continuing oversight of certified organisations, including:
 - (i) the application for an organisation certificate;
 - (ii) the competent authority's continuing oversight programme, including all the assessments, audits and inspection records;
 - (iii) the organisation certificate, including any changes to it;
 - (iv) a copy of the oversight programme, listing the dates when audits are due and when audits were carried out;
 - (v) copies of all formal correspondence;
 - (vi) recommendations for the issue or continuation of a certificate, details of findings and actions taken by the organisations to close those findings, including the date of closure, enforcement actions and observations;
 - (vii) any assessment, audit and inspection report issued by another competent authority pursuant to point [145.B.300\(d\)](#);
 - (viii) copies of all the organisation MOEs or manuals, and of any amendments to them;
 - (ix) copies of any other documents approved by the competent authority;
 - (5) documents supporting the use of alternative means of compliance;
 - (6) safety information provided in accordance with point [145.B.125](#) and follow-up measures;
 - (7) the use of safeguard and flexibility provisions in accordance with Article 70, Article 71(1) and Article 76(4) of Regulation (EU) 2018/1139.
- (b) The competent authority shall maintain a list of all the organisation certificates it has issued.
- (c) All the records referred to in points (a) and (b) shall be kept for a minimum period of 5 years, subject to applicable data protection law.
- (d) All the records referred to in points (a) and (b) shall be made available, upon request, to a competent authority of another Member State or to the Agency.

AMC1 145.B.220(a) Record-keeping

ED Decision 2022/011/R

GENERAL

- (a) The record-keeping system should ensure that all records are accessible within a reasonable time whenever they are needed. These records should be organised in a manner that ensures their traceability and retrievability throughout the required retention period.
- (b) All records that contain sensitive data regarding applicants or organisations should be stored in a secure manner with controlled access to ensure their confidentiality.
- (c) Records should be kept in paper form, or in an electronic format, or a combination of the two. Records that are stored on microfilm or optical discs are also acceptable. The records should remain legible and accessible throughout the required retention period. The retention period starts when the record is created.
- (d) Paper systems should use robust material which can withstand normal handling and filing. Computer record systems should have at least one backup system, which should be updated within 24 hours of any new entry. Computer record systems should include safeguards to prevent any unauthorised personnel from altering the data.
- (e) All computer hardware that is used to ensure the backup of data should be stored in a different location from the one that contains the working data, and in an environment that ensures that the data remains in a good condition. When hardware or software changes take place, special care should be taken to ensure that all the necessary data continues to be accessible throughout at least the full period specified in point [145.B.220\(c\)](#).

AMC1 145.B.220(a)(1) Record-keeping

ED Decision 2022/011/R

COMPETENT AUTHORITY MANAGEMENT SYSTEM

Records that are related to the competent authority's management system should include, as a minimum, and as applicable:

- (a) the documented policies and procedures;
- (b) the personnel files of the competent authority's personnel, with the supporting documents related to their training and qualifications;
- (c) the results of the competent authority's internal audits and safety risk management processes, including audit findings, and corrective, preventive and risk mitigation actions; and
- (d) the contract(s) established with any qualified entities that perform certification or oversight tasks on behalf of the competent authority.

145.B.300 Oversight principles

Regulation (EU) 2023/203

- (a) The competent authority shall verify:
 - (1) compliance with the requirements that are applicable to organisations, prior to issuing an organisation certificate;
 - (2) continued compliance with the applicable requirements of the organisations it has certified;

- (3) the implementation of appropriate safety measures mandated by the competent authority in accordance with points [145.B.135\(c\)](#) and [\(d\)](#).
- (b) This verification shall:
- (1) be supported by documentation specifically intended to provide personnel responsible for oversight with guidance to perform their functions;
 - (2) provide the organisations concerned with the results of oversight activities;
 - (3) be based on assessments, audits and inspections and, if needed, unannounced inspections;
 - (4) provide the competent authority with the evidence needed in case further action is required, including the measures provided for in point [145.B.350](#).
- (c) The competent authority shall establish the scope of the oversight set out in points (a) and (b) taking into account the results of past oversight activities and the safety priorities.
- (d) If the facilities of an organisation are located in more than one State, the competent authority, as defined in point [145.1](#), may agree to have the oversight tasks performed by the competent authority(ies) of the Member State(s) where the facilities are located, or by the Agency for facilities that are located outside a territory for which Member States are responsible under the Chicago Convention. Any organisation that is subject to such an agreement shall be informed of its existence and of its scope.
- (e) For any oversight activities that are performed at facilities located in a Member State other than where the organisation has its principal place of business, the competent authority, as defined in point [145.1](#), shall inform the competent authority of that Member State before performing any on-site audit or inspection of the facilities.
- (f) The competent authority shall collect and process any information deemed necessary for performing oversight activities.
- (g) With regard to the certification and oversight of the organisation's compliance with point [145.A.200A](#), in addition to complying with points (a) to (f), the competent authority shall review any approval granted under point IS.I.OR.200(e) of this Regulation or point IS.D.OR.200(e) of Delegated Regulation (EU) 2022/1645 following the applicable oversight audit cycle and whenever changes are implemented in the scope of work of the organisation.

[Applicable from 22 February 2026 – Regulation (EU) 2023/203]

AMC1 145.B.300(a);(b);(c) Oversight principles

ED Decision 2022/011/R

MANAGEMENT SYSTEM ASSESSMENT

As part of the initial certification of an organisation, the competent authority should assess the organisation's management system and processes to make sure that all the required enablers of a functioning management system are present and suitable.

As part of its continuing oversight activities, the competent authority should verify that the required enablers remain present and operational, and assess the effectiveness of the organisation's management system and processes.

When significant changes take place in the organisation, the competent authority should determine whether there is a need to review the existing assessment to ensure that it is still valid.

AMC1 145.B.300(f) Oversight principles

ED Decision 2022/011/R

INFORMATION DEEMED NECESSARY FOR OVERSIGHT

This information should include, as a minimum:

- (a) any occurrence reports received by the competent authority;
- (b) the reports received following the issuing of any one-off certification authorisations as defined in point [145.A.30\(j\)\(5\)](#);
- (c) the results of the following types of inspections and surveys if they indicate an issue that originates from a [Part-145](#) organisation:
 - (i) ramp inspections performed in accordance with Subpart RAMP of Annex II (Part-ARO) to Commission Regulation (EU) No 965/2012 on air operations;
 - (ii) product surveys of aircraft, pursuant to point [M.B.303](#) or point [ML.B.303](#);
 - (iii) product audits conducted pursuant to point [CAMO.B.305\(b\)\(1\)](#) or point [145.B.305\(b\)\(1\)](#); and
 - (iv) physical surveys or partial airworthiness reviews performed by the competent authority in line with [AMC M.B.901](#).

145.B.305 Oversight programme

Regulation (EU) 2021/1963

- (a) The competent authority shall establish and maintain an oversight programme covering the oversight activities required by point [145.B.300](#).
- (b) The oversight programme shall take into account the specific nature of the organisation, the complexity of its activities, the results of past certification or oversight activities, or both, and it shall be based on the assessment of the associated risks. It shall include, within each oversight planning cycle:
 - (1) assessments, audits and inspections, including, as appropriate:
 - (i) management system assessments and process audits;
 - (ii) product audits of a relevant sample of the maintenance carried out by the organisation;
 - (iii) sampling of the airworthiness reviews performed;
 - (iv) unannounced inspections;
 - (2) meetings convened between the accountable manager and the competent authority to ensure that both parties remain informed of all significant issues.
- (c) The oversight planning cycle shall not exceed 24 months.
- (d) Notwithstanding point (c), the oversight planning cycle may be extended to 36 months if the competent authority has established that during the previous 24 months:
 - (1) the organisation has demonstrated that it can effectively identify aviation safety hazards and manage the associated risks;
 - (2) the organisation has continuously demonstrated compliance with point [145.A.85](#) and it has full control over all changes;

- (3) no level 1 findings have been issued;
- (4) all corrective actions have been implemented within the time period that was accepted or extended by the competent authority as provided for in point [145.B.350](#).

Notwithstanding point (c), the oversight planning cycle may be further extended to a maximum of 48 months if, in addition to the conditions provided in points (d)(1) to (4), the organisation has established, and the competent authority has approved, an effective continuous system for reporting to the competent authority on the safety performance and regulatory compliance of the organisation itself.

- (e) The oversight planning cycle may be shortened if there is evidence that the safety performance of the organisation has decreased.
- (f) The oversight programme shall include records of the dates when assessments, audits, inspections and meetings are due, and when assessments, audits, inspections and meetings have been effectively carried out.
- (g) At the completion of each oversight planning cycle, the competent authority shall issue a recommendation report on the continuation of the approval, reflecting the results of the oversight.

AMC1 145.B.305(a);(b) Oversight programme

ED Decision 2022/011/R

ANNUAL REVIEW

- (a) The oversight planning cycle and the related oversight programme for each organisation should be reviewed annually to ensure that they remain adequate regarding any changes in the nature of the organisation, the complexity of its activities or the safety performance of the organisation.
- (b) When reviewing the oversight planning cycle and the related oversight programme, the competent authority should also consider any relevant information collected in accordance with points [145.A.60](#) and [145.B.300\(f\)](#).

AMC1 145.B.305(b) Oversight programme

ED Decision 2022/011/R

SPECIFIC NATURE OF THE ORGANISATION AND COMPLEXITY OF ITS ACTIVITIES — RESULTS OF PAST CERTIFICATION OR OVERSIGHT ACTIVITIES

When determining the oversight programme, including the product audits, the competent authority should consider in particular the following elements, as applicable:

- (1) the effectiveness of the organisation's management system in identifying and addressing non-compliances and safety hazards;
- (2) the implementation by the organisation of any industry standards that are directly relevant to the organisation's activities subject to this Regulation;
- (3) the procedure applied for and the scope of changes not requiring prior approval;
- (4) any specific procedures implemented by the organisation that are related to any alternative means of compliance used;
- (5) the number of approved locations and the activities performed at each location;

- (6) the number and type of any subcontractors that perform maintenance tasks; and
- (7) the volume of activity for each A, B, C and D class rating, as applicable.

AMC2 145.B.305(b) Oversight programme

ED Decision 2022/011/R

SUBCONTRACTED ACTIVITIES

If a [Part-145](#) organisation subcontracts maintenance tasks, the competent authority should determine whether the subcontracted organisation needs to be audited and included in the oversight programme, taking into account the specific nature and complexity of the subcontracted activities, the results of previous oversight activities of the approved organisation, and the assessment of the associated risks.

For such audits, competent authority inspectors should ensure that they are accompanied throughout the audit by a senior technical member of the Part-145 organisation.

NOTE: If a Part-145 organisation subcontracts maintenance tasks, the competent authority should ensure that the Part-145 organisation manages the risks related to, and that it has sufficient control over, the subcontracted activities (see [AMC1 145.A.75\(b\)](#)).

AMC1 145.B.305(b)(1) Oversight programme

ED Decision 2022/011/R

AUDIT

- (a) The oversight programme should indicate which aspects of the approval will be covered by each audit.
- (b) Part of each audit should concentrate on the audit reports produced by the organisation's compliance monitoring function, to determine whether the organisation has been identifying and correcting its problems.
- (c) At the conclusion of the audit, the auditing inspector should complete an audit report that identifies the areas and processes that were audited, and includes all the findings that were raised.
- (d) At the completion of each oversight planning cycle, a new EASA Form 6 should be issued.

AMC1 145.B.305(c) Oversight programme

ED Decision 2022/011/R

OVERSIGHT PLANNING CYCLE — AUDIT AND INSPECTION

- (a) When determining the oversight planning cycle and defining the oversight programme, the competent authority should assess the risks related to the activity and set-up of each organisation, and adapt the oversight to the level of risk identified and to the effectiveness of the organisation's management system, in particular its ability to effectively manage safety risks.
- (b) The competent authority should establish a schedule of audits and inspections that is appropriate to each organisation. The planning of audits and inspections should take into account the results of the hazard identification and the risk assessment conducted and maintained by the organisation as part of the organisation's management system. Inspectors should work in accordance with the schedule provided to them.

- (c) When the competent authority, having regard to the level of risk identified and the effectiveness of the organisation's management system, varies the frequency of an audit or inspection, it should ensure that all aspects of the organisation's activity are audited and inspected within the applicable oversight planning cycle.

AMC2 145.B.305(c) Oversight programme

ED Decision 2022/011/R

OVERSIGHT PLANNING CYCLE — AUDIT

- (a) For each organisation certified by the competent authority, all applicable requirements including relevant processes should be audited at periods that do not exceed the applicable oversight planning cycle. The beginning of the first oversight planning cycle is normally determined by the date of issue of the first certificate. If the competent authority wishes to align the oversight planning cycle with the calendar year, it should shorten the first oversight planning cycle accordingly.
- (b) Audits should include at least one on-site audit within each oversight planning cycle. For organisations that carry out their regular activities at more than one site, the determination of the sites and the requirements at these sites to be audited should consider the results of past oversight activities and the volume of activities at each site, as well as the main risk areas identified.
- (c) For organisations that hold more than one certificate under Regulation (EU) 2018/1139, the competent authority may define an integrated oversight schedule that includes all the applicable audit items. In order to avoid any duplication of audits, credit may be granted for specific audit items that have already been completed during the current oversight planning cycle, provided that:
- (1) the specific audit item is the same for all the certificates under consideration;
 - (2) there is satisfactory evidence on record that those specific audit items were carried out, and that all the related corrective actions have been implemented to the satisfaction of the competent authority;
 - (3) the competent authority is satisfied that there is no evidence that standards have deteriorated regarding those specific audit items for which credit is granted.

GM1 145.B.305(c) Oversight programme

ED Decision 2022/011/R

The expression 'shall not exceed 24 months' does not imply that 24 months is a minimum duration for the oversight cycle. Based on the elements specified in [145.B.300\(c\)](#) and [145.B.305\(b\)](#) (e.g. safety priorities, assessment of the risks, complexity of activities), the competent authority may decide to apply a cycle of less than 24 months (e.g. 12 months).

AMC1 145.B.305(d) Oversight programme

ED Decision 2022/011/R

EXTENSION OF THE OVERSIGHT PLANNING CYCLE BEYOND 24 MONTHS

- (a) If the competent authority applies an oversight planning cycle that exceeds 24 months, it should, at a minimum, perform one focused inspection of the organisation (inspection of a

specific area, element or aspect of the organisation) within each 12-month segment of the applicable oversight planning cycle to support the extended oversight programme.

- (b) If the results of this inspection indicate a decrease in the safety performance or regulatory compliance of the organisation, the competent authority should revert back to a 24-month (or less) oversight planning cycle and review the oversight programme accordingly.
- (c) In order to be able to apply an oversight planning cycle beyond 36 months, the competent authority should agree on the format and contents of the continuous reporting to be made by the organisation on its safety performance and regulatory compliance.

GM1 145.B.305(d)(2) Oversight programme

ED Decision 2022/011/R

ORGANISATION'S CONTROL OVER THE CHANGES

For the purpose of extending the oversight planning beyond 24 months, the continuous compliance of the organisation with [145.A.85](#) and the full control over all changes referred to in point [145.B.305\(d\)\(2\)](#) includes in particular the ability of the organisation to manage adequately the changes not requiring prior approval foreseen in [145.A.85\(c\)](#).

145.B.310 Initial certification procedure

Regulation (EU) 2021/1963

- (a) Upon receiving an application from an organisation for the initial issue of a certificate, the competent authority shall verify the organisation's compliance with the applicable requirements.
- (b) A meeting with the accountable manager of the organisation shall be convened at least once during the investigation for initial certification to ensure that that person understands his or her role and accountability.
- (c) The competent authority shall record all the findings issued, closure actions as well as the recommendations for the issue of the certificate.
- (d) The competent authority shall confirm to the organisation in writing all the findings raised during the verification. For initial certification, all findings must be corrected to the satisfaction of the competent authority before the certificate can be issued.
- (e) When satisfied that the organisation complies with the applicable requirements, the competent authority shall:
 - (1) issue the certificate as established in [Appendix III](#) "EASA Form 3-145" in accordance with the class and rating system provided for in [Appendix II](#);
 - (2) formally approve the MOE.
- (f) The certificate reference number shall be included on the EASA Form 3-145 certificate in a manner specified by the Agency.
- (g) The certificate shall be issued for an unlimited duration. The privileges and the scope of the activities that the organisation is approved to conduct, including any limitations as applicable, shall be specified in the terms of approval attached to the certificate.

- (h) To enable the organisation to implement changes without prior competent authority approval in accordance with point [145.A.85\(c\)](#), the competent authority shall approve the relevant MOE procedure that sets out the scope of such changes and describes how such changes will be managed and notified to the competent authority.

AMC1 145.B.310 Initial certification procedure

ED Decision 2022/011/R

VERIFICATION OF COMPLIANCE

- (a) In order to verify the organisation's compliance with the applicable requirements, the competent authority should conduct an audit of the organisation, including interviews of the personnel, and inspections carried out at the organisation's facilities.
- (b) The competent authority should only conduct such an audit if it is satisfied that the application and the supporting documentation, including the results of the pre-audit performed by the organisation, are in compliance with the applicable requirements.
- (c) The audit should focus on the following areas:
- (1) the detailed management structure, including the names and qualifications of personnel as required by points [\(a\)](#), [\(b\)](#), [\(c\)](#) and [\(ca\)](#) of point 145.A.30, and the adequacy of the organisation and its management structure;
 - (2) the personnel:
 - (i) the adequacy of the number of staff, and of their qualifications and experience with regard to the intended terms of approval and the associated privileges;
 - (ii) the validity of any licences and/or authorisations, as applicable;
 - (3) the processes used for safety risk management and compliance monitoring;
 - (4) the facilities and their adequacy regarding the organisation's scope of work;
 - (5) the documentation based on which the certificate should be granted (i.e. the documentation required by [Part-145](#)):
 - (i) verification that the procedures specified in the MOE comply with the applicable requirements; and
 - (ii) verification that the accountable manager has signed the exposition statement.
- (d) If an application for an organisation certificate is refused, the applicant should be informed of the right of appeal that exists under national law.

AMC1 145.B.310(a) Initial certification procedure

ED Decision 2022/011/R

AUDIT

- (a) The competent authority should determine how and by whom the audit shall be conducted. For example, it will be necessary to determine whether one large team audit, a short series of small team audits, or a long series of single inspector audits is most appropriate for the particular situation.
- (b) The audit may be structured so as to verify the organisation's processes related to a product line. For example, in the case of an organisation with Airbus A310 and A320 ratings, the audit should concentrate on the maintenance processes of one aircraft type only for a full compliance

check, and depending upon the result, the second aircraft type may only require a sample check against those aspects that were seen to be weak regarding compliance for the first type.

- (c) In determining the scope of the audit and which activities of the organisation will be assessed during the audit, the privileges of the approved organisation should be taken into account, e.g. their approval to carry out airworthiness reviews.
- (d) Competent authority auditing inspectors should always ensure that they are accompanied throughout the audit by a senior member of the organisation, who is normally the compliance monitoring manager. The reason for being accompanied is to ensure that the organisation is fully aware of any findings raised during the audit.
- (e) At the end of the audit, the auditing inspector should inform the senior member of the organisation of all the findings that were raised during the audit.

AMC1 145.B.310(c) Initial certification procedure

ED Decision 2022/011/R

There may be occasions when the competent authority inspector is unsure about the compliance of some aspects of the organisation applying for the initial issue of a certificate. If this occurs, the inspector should inform the organisation about the possible non-compliance at the time, and about the fact that the situation will be reviewed within the competent authority before a decision is made. If the review concludes that there is no finding, then a verbal confirmation to the organisation should suffice.

AMC2 145.B.310(c) Initial certification procedure

ED Decision 2022/011/R

- (a) The audit should be recorded using the audit report EASA Form 6 ([Appendix II to AMC2 145.B.310\(c\)](#)).
- (b) A review of the EASA Form 6 audit report form should be carried out by a competent independent person nominated by the competent authority. A satisfactory review of the audit report should be indicated by a signature on the EASA Form 6.
- (c) The audit reports should include the date when each finding was closed, together with a reference to the closure actions.

AMC1 145.B.310(d) Initial certification procedure

ED Decision 2022/011/R

All findings should be confirmed in writing to the applicant organisation within 2 weeks of the on-site audit.

145.B.330 Changes – organisations

Regulation (EU) 2021/1963

- (a) Upon receiving an application for a change that requires prior approval, the competent authority shall verify the organisation's compliance with the applicable requirements before issuing the approval.
- (b) The competent authority shall establish the conditions under which the organisation may operate during the change unless the competent authority determines that the organisation's certificate needs to be suspended.

- (c) When it is satisfied that the organisation complies with the applicable requirements, the competent authority shall approve the change.
- (d) Without prejudice to any additional enforcement measures, if the organisation implements changes requiring prior approval without having received the approval of the competent authority pursuant to point (c), the competent authority shall consider the need to suspend, limit or revoke the organisation's certificate.
- (e) For changes not requiring prior approval, the competent authority shall include the review of such changes in its continuing oversight in accordance with the principles set forth in point [145.B.300](#). If any non-compliance is found, the competent authority shall notify the organisation, request further changes, and act in accordance with point [145.B.350](#).

AMC1 145.B.330 Changes — organisations

ED Decision 2022/011/R

- (a) The competent authority should have adequate control over any changes to the personnel specified in points [\(a\)](#), [\(b\)](#), [\(c\)](#), [\(ca\)](#) and [\(k\)](#) of point 145.A.30. Such changes in personnel will require an amendment to the exposition.
- (b) When an organisation submits the name of a new nominee for any of the personnel specified in points [\(a\)](#), [\(b\)](#), [\(c\)](#), [\(ca\)](#) and [\(k\)](#) of point 145.A.30, the competent authority may require the organisation to produce a written résumé of the proposed person's qualifications. The competent authority should reserve the right to interview the nominee or to call for additional evidence of their suitability before deciding upon them being acceptable.
- (c) For changes requiring prior approval, in order to verify the organisation's compliance with the applicable requirements, the competent authority should conduct an audit of the organisation, limited to the extent of the changes. The competent authority may also request the organisation to provide the risk assessment referred to in [AMC2 145.A.85](#) for review.
- (d) If required, the audit may include interviews and inspections carried out at the organisation's facilities.
- (e) The applicable part(s) of EASA Form 6 should be used to document the assessment of any changes to the [Part-145](#) approval.

GM1 145.B.330 Changes — organisations

ED Decision 2022/011/R

CHANGE OF THE NAME OF THE ORGANISATION

- (a) On receipt of the application and the amendment to the relevant parts of the MOE, the competent authority should reissue the certificate.
- (b) A change of only the name does not require the competent authority to audit the organisation unless there is evidence that other aspects of the organisation have changed.

AMC1 145.B.330(e) Changes — organisations

ED Decision 2022/011/R

REVIEW OF CHANGES NOT REQUIRING PRIOR APPROVAL

The authority should implement a process to review the changes not requiring prior approval. This should include at least, as part of the continuing oversight activities during the oversight cycle:

- auditing the organisation process for changes not requiring prior approval;
- selecting a sample of these changes and verifying their compliance with the applicable requirements.

145.B.330A Changes to the information security management system

Regulation (EU) 2023/203

- (a) For changes managed and notified to the competent authority in accordance with the procedure set out in point IS.I.OR.255(a) of Annex II (Part-IS.I.OR) to Implementing Regulation (EU) 2023/203, the competent authority shall include the review of such changes in its continuing oversight in accordance with the principles laid down in point [145.B.300](#). If any non-compliance is found, the competent authority shall notify the organisation thereof, request further changes and act in accordance with point [145.B.350](#).
- (b) For other changes requiring an application for approval in accordance with point IS.I.OR.255(b) of Annex II (Part-IS.I.OR) to Implementing Regulation (EU) 2023/203:
 - (1) upon receiving the application for the change, the competent authority shall check the organisation's compliance with the applicable requirements before issuing the approval;
 - (2) the competent authority shall establish the conditions under which the organisation may operate during the implementation of the change;
 - (3) if it is satisfied that the organisation complies with the applicable requirements, the competent authority shall approve the change.

[Applicable from 22 February 2026 – Regulation (EU) 2023/203]

145.B.350 Findings and corrective actions; observations

Regulation (EU) 2021/1963

- (a) The competent authority shall have a system in place to analyse findings for their safety significance.
- (b) A level 1 finding shall be issued by the competent authority when any significant non-compliance is detected with the applicable requirements of Regulation (EU) 2018/1139 and its delegated and implementing acts, with the organisation's procedures and manuals, or with the organisation's certificate including the terms of approval, which lowers safety or seriously endangers flight safety.

Level 1 findings shall also include:

- (1) any failure to grant the competent authority access to the organisation's facilities referred to in point [145.A.140](#) during normal operating hours and after two written requests;

-
- (2) obtaining the organisation certificate or maintaining its validity by falsification of the submitted documentary evidence;
 - (3) any evidence of malpractice or fraudulent use of the organisation certificate;
 - (4) the lack of an accountable manager.
- (c) A level 2 finding shall be issued by the competent authority when any non-compliance is detected with the applicable requirements of Regulation (EU) 2018/1139 and its delegated and implementing acts, with the organisation's procedures and manuals, or with the organisation's certificate including the terms of approval, which is not classified as a level 1 finding.
- (d) When a finding is detected during oversight or by any other means, the competent authority shall, without prejudice to any additional action required by Regulation (EU) 2018/1139 and its delegated and implementing acts, communicate in writing the finding to the organisation and request corrective action to address the non-compliance identified. If a level 1 finding directly relates to an aircraft, the competent authority shall inform the competent authority of the Member State in which the aircraft is registered.
- (1) If there are any level 1 findings, the competent authority shall take immediate and appropriate action to prohibit or limit the activities of the organisation involved and, if appropriate, it shall take action to revoke the certificate or to limit or suspend it in whole or in part, depending on the extent of the level 1 finding, until successful corrective action has been taken by the organisation.
 - (2) If there are any level 2 findings, the competent authority shall:
 - (i) grant the organisation a corrective action implementation period that is appropriate to the nature of the finding, and that in any case shall initially not be more than 3 months. The period shall commence from the date of the written communication of the finding to the organisation requesting corrective action to address the non-compliance identified. At the end of that period, and subject to the nature of the finding, the competent authority may extend the 3-month period provided that a corrective action plan has been agreed with the competent authority;
 - (ii) assess the corrective action plan and implementation plan proposed by the organisation, and if the assessment concludes that they are sufficient to address the non-compliance, accept them.
 - (3) If the organisation fails to submit an acceptable corrective action plan, or fails to perform the corrective action within the time period accepted or extended by the competent authority, the finding shall be raised to level 1 and action shall be taken as laid down in point (d)(1).
 - (4) The competent authority shall record all the findings that it has raised or that have been communicated to it in accordance with point (e) and, where applicable, the enforcement measures it has applied, as well as all corrective actions and the dates of the action closures for all the findings.
- (e) Without prejudice to any additional enforcement measures, when an authority performing the oversight tasks pursuant to point [145.B.300\(d\)](#) identifies any non-compliance with the applicable requirements of Regulation (EU) 2018/1139 and its delegated and implementing acts by an organisation certified by the competent authority of another Member State or the Agency, it shall inform that competent authority and provide an indication of the level of the finding.

- (f) The competent authority may issue observations for any of the following cases not requiring level 1 or level 2 findings:
- (1) for any item whose performance has been assessed to be ineffective;
 - (2) when it has been identified that an item has the potential to cause a non-compliance under points (b) or (c);
 - (3) when suggestions or improvements are of interest for the overall safety performance of the organisation.

The observations issued under this point shall be communicated in writing to the organisation and recorded by the competent authority.

GM1 145.B.350(f) Findings and corrective actions; observations

ED Decision 2022/011/R

DIFFERENCE BETWEEN 'LEVEL 2 FINDING' AND 'OBSERVATION'

- (a) 'Findings' are issued for non-compliance with the Regulation, whereas 'observations' may be issued to an organisation remaining compliant with the Regulation while additional inputs for the organisation could be considered for continuous improvement.

However, the competent authority may decide to issue a 'level 2' finding when the 'observations' process is not managed correctly or overlooked.

- (b) Examples to help differentiate between a 'level 2 finding' and an 'observation' are provided below, based on the provisions for the control and calibration of tools in accordance with point [145.A.40\(b\)](#).

Example of a 'level 2 finding'

- The organisation could not demonstrate compliance with some elements of [145.A.40\(b\)](#) regarding the control register of the tools, equipment and particularly test equipment process as evidenced by:
 - (1) the fact that some sampled tools physically available in the tools store were missing in the tools control register managed by the organisation;
 - (2) the fact that one tool has not been correctly identified (e.g. incorrect P/N, S/N) in the tools control register.

Examples of 'observations'

- Accumulation of tools in the store not sent yet for calibration. This situation could generate some consequences on the availability of tools and operational capabilities during a peak of activities (ineffectiveness of the process).
- The process to manage the tools control register through the dedicated software is not detailed enough (potential to cause a level 2 finding).
- The colour of the 'unserviceable' tag of the tools could generate some confusion. The organisation should consider changing the colour of this unserviceable tag to better alert the staff on the particular status of the unserviceable tools (potential improvement).

145.B.355 Suspension, limitation and revocation

Regulation (EU) 2021/1963

The competent authority shall:

- (a) suspend a certificate when it considers that there are reasonable grounds that such action is necessary to prevent a credible threat to aircraft safety;
- (b) suspend, revoke or limit a certificate if such action is required pursuant to point [145.B.350](#);
- (c) suspend or limit in whole or in part a certificate if unforeseeable circumstances outside the control of the competent authority prevent its inspectors from discharging their oversight responsibilities over the oversight planning cycle.

APPENDICES TO ANNEX II (PART-145)

Appendix I — Authorised Release Certificate — EASA Form 1

Regulation (EU) No 1321/2014

The provisions of [Appendix II to Annex I \(Part-M\)](#) apply.

Appendix II — Class and rating system for the terms of approval of Part-145 maintenance organisations

Regulation (EU) 2021/1963

- (a) Except as stated otherwise for the smallest organisations referred to in point (m), the table referred to in point (l) provides the possible classes and ratings to be used to establish the terms of approval of the certificate of the organisation approved in accordance with [Annex II \(Part-145\)](#). An organisation must be granted terms of approval that range from a single class and rating with limitations to all classes and ratings with limitations.
- (b) In addition to the table in point (l), each maintenance organisation is required to indicate its scope of work in its MOE.
- (c) Within the approval class(es) and rating(s) established by the competent authority, the scope of work specified in the MOE defines the exact limits of its approval. It is therefore essential that the approval class(es) and rating(s) and the organisation's scope of work match.
- (d) A *category A class rating* means that the maintenance organisation may carry out maintenance on aircraft and components (including engines and/or auxiliary power units (APUs)), in accordance with the aircraft maintenance data or, if agreed by the competent authority, in accordance with the component maintenance data, only while such components are fitted to the aircraft. Nevertheless, such an A-rated maintenance organisation may temporarily remove a component for maintenance in order to improve access to that component, except when its removal generates the need for additional maintenance that the organisation is not approved to perform. Such removal of component for maintenance by A-rated maintenance organisation shall be subject to an appropriate control procedure in the MOE.

The limitation column must specify the scope of such maintenance, thereby indicating the extent of the approval.

- (e) *Category A class ratings* are subdivided into "Base" or "Line" maintenance categories. Such an organisation may be approved for either "Base" or "Line" maintenance, or both. It should be noted that a "Line" facility located at a main base facility requires a "Line" maintenance approval.
- (f) A *category B class rating* means that the maintenance organisation may carry out maintenance on uninstalled engines and/or APUs and engine and/or APU components, in accordance with the engine and/or APU maintenance data or, if agreed by the competent authority, in accordance with the component maintenance data, only while such components are fitted to the engine and/or the APU. Nevertheless, such a B-rated approved maintenance organisation may temporarily remove a component for maintenance in order to improve access to that component, except when its removal generates the need for additional maintenance that the organisation is not approved to perform.

The limitation column must specify the scope of such maintenance, thereby indicating the extent of the approval.

A maintenance organisation that is approved with a category B class rating may also carry out maintenance on an installed engine during aircraft base and line maintenance, provided that an appropriate control procedure in the MOE has been approved by the competent authority. The scope of work in the MOE shall reflect those activities if they are permitted by the competent authority.

- (g) A *category C class rating* means that the maintenance organisation may carry out maintenance on uninstalled components (excluding complete engines and APUs) that are intended to be fitted on the aircraft or the engine/APU.

The limitation column must specify the scope of such maintenance, thereby indicating the extent of the approval.

A maintenance organisation that is approved with a category C class rating may also carry out maintenance on an installed component (other than a complete engine/APU) during aircraft base and line maintenance, or at an engine/APU maintenance facility provided that an appropriate control procedure in the MOE has been approved by the competent authority. The scope of work in the MOE shall reflect those activities if they are permitted by the competent authority.

- (h) A *category D class rating* is a self-contained class rating that is not necessarily related to a specific aircraft, engine or other component. The D1 – Non-Destructive Testing (NDT) rating is only necessary for a maintenance organisation that carries out NDT as a particular task for another organisation. A maintenance organisation that is approved with a class rating in the A, B or C category may carry out NDT on products that it maintains without the need for a D1 class rating provided that the MOE contains appropriate NDT procedures.
- (i) The *limitation* column is intended to give competent authorities the flexibility to customise an approval for any particular organisation. Ratings may only be mentioned on the approval if they are appropriately limited. The table in point (l) specifies the types of limitations that are possible. It is acceptable to stress in the limitation column the maintenance task rather than the type or manufacturer of the aircraft or engine, if that is more appropriate to the organisation (an example could be avionics systems installations and the related maintenance). If that is mentioned in the limitation column, it indicates that the maintenance organisation is approved to carry out maintenance up to and including that particular type/task.
- (j) When reference is made to the *series*, *type* and *group* in the limitation column of class A and B, it shall be understood as follows:
- “series” means a specific type series such as the Airbus 300, 310 or 319, or the Boeing 737-300 series, the RB211-524 series, the Cessna 150 or Cessna 172, the Beech 55 series, the continental O-200 series, etc.,
 - “type” means a specific type or model such as the Airbus 310-240 type, the RB 211-524 B4 type, or the Cessna 172RG type.
Any number of series or types may be quoted,
 - “group” means, for example, Cessna single piston engine aircraft or Lycoming non-supercharged piston engines, etc.
- (k) By way of derogation from point [145.A.85\(a\)\(1\)](#), when a component capability list is used that could be subject to frequent amendments, then the organisation may propose to include such amendments in the procedure referred to in point [145.A.85\(c\)](#) for changes not requiring prior approval.

(I) Table

CLASS	RATING	LIMITATION	BASE	LINE
AIRCRAFT	A1 Aeroplanes above 5 700 kg maximum take-off mass (MTOM)	[Shall state the aeroplane manufacturer or the group or series or type and/or the maintenance tasks] <i>Example: Airbus A320 Series</i>	[YES/NO] (*)	[YES/NO] (*)
	A2 Aeroplanes of 5 700 kg MTOM and below	[Shall state the aeroplane manufacturer or the group or series or type and/or the maintenance tasks] <i>Example: DHC-6 Twin Otter Series</i> State whether the issuing of airworthiness review certificates is authorised (only possible for aircraft covered by Annex Vb (Part-ML))	[YES/NO] (*)	[YES/NO] (*)
	A3 Helicopters	[Shall state the helicopter manufacturer or the group or series or type and/or the maintenance task(s)] <i>Example: Robinson R44</i> State whether the issuing of airworthiness review certificates is authorised (only possible for aircraft covered by Annex Vb (Part-ML))	[YES/NO] (*)	[YES/NO] (*)
	A4 Aircraft other than A1, A2 and A3 aircraft	[Shall state the aircraft category (sailplane, balloon, airship, etc.), the manufacturer or group or series or type and/or the maintenance task(s)] State whether the issuing of airworthiness review certificates is authorised (only possible for aircraft covered by Annex Vb (Part-ML))	[YES/NO] (*)	[YES/NO] (*)
ENGINES	B1 Turbine	[Shall state engine series or type and/or the maintenance task(s)] <i>Example: PT6A Series</i>		
	B2 Piston	[Shall state engine manufacturer or group or series or type and/or the maintenance task(s)]		
	B3 APU	[Shall state engine manufacturer or series or type and/or the maintenance task(s)]		
COMPONENTS OTHER THAN COMPLETE	C1 Air Cond & Press	[Shall state the aircraft type or aircraft manufacturer or component manufacturer or the particular component and/or		
	C2 Auto Flight			

CLASS	RATING	LIMITATION	BASE	LINE	
ENGINES OR APU's	C3 Comms and Nav	cross-refer to a capability list in the exposition and/or the maintenance task(s)]			
	C4 Doors — Hatches	<i>Example: PT6A Fuel Control</i>			
	C5 Electrical Power & Lights				
	C6 Equipment				
	C7 Engine — APU				
	C8 Flight Controls				
	C9 Fuel				
	C10 Helicopter — Rotors				
	C11 Helicopter — Trans				
	C12 Hydraulic Power				
	C13 Indicating — recording system				
	C14 Landing Gear				
	C15 Oxygen				
	C16 Propellers				
	C17 Pneumatic & Vacuum				
	C18 Protection ice/rain/fire				
	C19 Windows				
	C20 Structural				
	C21 Water ballast				
	C22 Propulsion Augmentation				
	SPECIALISED SERVICES	D1 Non - Destructive Testing	[Shall state particular NDT method(s)]		
	(*) Delete as appropriate				

- (m) A maintenance organisation which employs only one person to both plan and carry out all its maintenance activities can only hold limited terms of approval. The maximum permissible limits are as follows:

CLASS	RATING	LIMITATION
AIRCRAFT	A2	PISTON ENGINE AEROPLANE OF 5 700 KG MTOM OR LESS
AIRCRAFT	A3	SINGLE PISTON ENGINE HELICOPTER OF 3 175 KG MTOM OR LESS
AIRCRAFT	A4	NO LIMITATIONS
ENGINES	B2	LESS THAN 450 HP
COMPONENTS OTHER THAN COMPLETE ENGINES OR APUs.	C1 TO C22	AS PER CAPABILITY LIST
SPECIALISED SERVICES	D1 NDT	NDT METHOD(S) TO BE SPECIFIED.

It should be noted that such an organisation may be further limited by the competent authority in the terms of approval depending on the capabilities of the particular organisation.

Appendix III — Maintenance Organisation Certificate — EASA Form 3-145

Regulation (EU) 2020/270

Page 1 of 2

**[MEMBER STATE (*)]
A Member of the European Union (**)**

MAINTENANCE ORGANISATION CERTIFICATE
Reference: [MEMBER STATE CODE(*)].145.XXXX

Pursuant to Regulation (EU) 2018/1139 of the European Parliament and of the Council and to Commission Regulation (EU) No 1321/2014 and subject to the conditions specified below, the [COMPETENT AUTHORITY OF THE MEMBER STATE (*)] hereby certifies:

[COMPANY NAME AND ADDRESS]

as a maintenance organisation in compliance with Section A of Annex II (Part-145) to Regulation (EU) No 1321/2014, approved to maintain products, parts and appliances listed in the attached terms of approval and issue related certificates of release to service using the above references and, when stipulated, to issue airworthiness review certificates after an airworthiness review as specified in point [MLA.903](#) of Annex Vb (Part-ML) to that Regulation for those aircraft listed in the attached terms of approval

CONDITIONS:

1. This approval is limited to that specified in the scope of work section of the approved maintenance organisation exposition as referred to in [Section A of Annex II \(Part-145\)](#), and
2. This approval requires compliance with the procedures specified in the approved maintenance organisation exposition, and
3. This approval is valid whilst the approved maintenance organisation remains in compliance with Annex II ([Part-145](#)) of Regulation (EU) No 1321/2014.
4. Subject to compliance with the foregoing conditions, this approval shall remain valid for an unlimited duration unless the approval has previously been surrendered, superseded, suspended or revoked.

Date of original issue:

Date of this revision:

Revision No:

Signed:

For the competent authority: [COMPETENT AUTHORITY OF THE MEMBER STATE(*)]

EASA Form 3-145 Issue 4

(*) Or EASA if EASA is the competent authority

(**) Delete for non-EU Member States or EASA

Page 2 of 2

**MAINTENANCE ORGANISATION
TERMS OF APPROVAL**

Reference: [MEMBER STATE CODE (*).145.[XXXX]
 Organisation: [COMPANY NAME AND ADDRESS]

CLASS	RATING	LIMITATION	BASE	LINE
AIRCRAFT (**)	(***)	(****)	[YES/NO] (**)	[YES/NO] (**)
	(***)	(****)	[YES/NO] (**)	[YES/NO] (**)
	(***)	(****)	[YES/NO] (**)	[YES/NO] (**)
	(***)	(****)	[YES/NO] (**)	[YES/NO] (**)
ENGINES (**)	(***)	(***)		
	(***)	(***)		
COMPONENTS OTHER THAN COMPLETE ENGINES OR APUs (**)	(***)	(***)		
	(***)	(***)		
	(***)	(***)		
	(***)	(***)		
	(***)	(***)		
	(***)	(***)		
SPECIALISED SERVICES (**)	(***)	(***)		
	(***)	(***)		

These terms of approval are limited to those products, parts and appliances and to the activities specified in the scope of work section of the approved maintenance organisation exposition,

Maintenance Organisation Exposition reference:

Date of original issue:

Date of last revision approved: Revision No:

Signed:

For the competent authority: [COMPETENT AUTHORITY OF THE MEMBER STATE (*)]

EASA Form 3-145 Issue 4

(*) Or EASA if EASA is the competent authority

(**) Delete as appropriate if the organisation is not approved.

(***) Complete with the appropriate rating and limitation

(****) Complete with appropriate limitation and state whether the issue of airworthiness review certificates is authorised or not.

AMC1 Appendix III — Maintenance Organisation Approval referred to in Annex II (Part-145)

ED Decision 2022/011/R

The following fields on page 2 'Maintenance Organisation Terms of Approval' of the maintenance organisation approval certificate should be completed as follows:

- Date of original issue: It refers to the date of the original issue of the maintenance organisation exposition
- Date of last revision approved: It refers to the date of the last revision of the maintenance organisation exposition affecting the content of the certificate. Changes to the maintenance organisation exposition which do not affect the content of the certificate do not require the reissuance of the certificate.
- Revision No: It refers to the revision No of the last revision of the maintenance organisation exposition affecting the content of the certificate. Changes to the maintenance organisation exposition which do not affect the content of the certificate do not require the reissuance of the certificate.

GM1 Appendix III — Maintenance Organisation Certificate — EASA Form 3-145

ED Decision 2022/011/R

The expression 'or not' at the end of the footnote '(****)' on page 2 of 2 of the certificate does not constitute an obligation to introduce a negative statement in the terms of approval concerning the privilege to issue an airworthiness review certificate.

If the organisation holds the privilege to issue an airworthiness review certificate for an aircraft series, type and group, the competent authority will state it on the relevant line. If the organisation does not have that privilege, the competent authority may state it, but does not have to.

Appendix IV — Conditions for the use of staff not qualified in accordance with Annex III (Part-66) referred to in points 145.A.30(j)1 and 2

Regulation (EU) No 1321/2014

1. Certifying staff in compliance with all the following conditions are deemed to meet the intent of point [145.A.30\(j\)\(1\) and \(2\)](#):
 - (a) The person shall hold a licence or a certifying staff authorisation issued under national regulations in full compliance with ICAO Annex 1.
 - (b) The scope of work of the person shall not exceed the scope of work defined by the national licence or the certifying staff authorisation, whatever is the most restrictive.
 - (c) The person shall demonstrate he/she received the training on human factors and aviation legislation referred to in modules 9 and 10 of [Appendix I to Annex III \(Part-66\)](#).
 - (d) The person shall demonstrate 5 years maintenance experience for line maintenance certifying staff and 8 years for base maintenance certifying staff. However, those persons whose authorised tasks do not exceed those of a [Part-66](#) category A certifying staff, need to demonstrate 3 years maintenance experience only.
 - (e) Line maintenance certifying staff and base maintenance support staff shall demonstrate he/she received type training and passed examination at the category B1, B2 or B3 level, as applicable, referred to in [Appendix III to Annex III \(Part-66\)](#) for each aircraft type in the scope of work referred to in point (b). Those persons whose scope of work does not exceed those of a category A certifying staff may however receive task training in lieu of a complete type training.
 - (f) Base maintenance certifying staff shall demonstrate he/she received type training and passed examination at the category C level referred to in [Appendix III to Annex III \(Part-66\)](#) for each aircraft type in the scope of work referred to in point (b), except that for the first aircraft type, training and examination shall be at the category B1, B2 or B3 level of Appendix III.
2. Protected rights
 - (a) The personnel having privileges before the entry into force of the relevant requirements of [Annex III \(Part-66\)](#) may continue to exercise them without the need to comply with points 1(c) to 1(f).
 - (b) However after that date any certifying staff willing to extend the scope of their authorisation to include additional privileges shall comply with point 1.
 - (c) Notwithstanding point 2(b) above, in the case of additional type training, compliance with points 1(c) and 1(d) is not required.

APPENDICES TO AMC TO ANNEX II (PART-145)

Appendix II to AMC2 145.B.310(c) — EASA Form 6

ED Decision 2022/011/R

Part-145 APPROVAL RECOMMENDATION REPORT	EASA FORM 6
Part 1: General	
Name of organisation:	
Approval reference:	
Requested approval rating:	
EASA Form 3 dated*:	
FAA Title 14 CFR Part 145 Certificate No (if applicable):	
TCCA CAR 573 Certificate No (if applicable):	
ANAC RBAC 145 Certificate No (if applicable):	
Address of facility audited:	
Audit period: From	to
Date(s) of audit:	
Audit reference(s):	
Persons interviewed:	
Competent authority inspector(s):	Signature(s):
Competent authority office:	Date of EASA Form 6 Part 1 completion:
*delete as appropriate	

Part-145 APPROVAL RECOMMENDATION REPORT		EASA FORM 6				
Part 2: Part-145 Compliance Audit Review						
The five columns may be labelled and used as necessary to record the approval class and/or product line reviewed. Against each column used of the following Part-145 points, please either tick (✓) the box if satisfied with compliance, or cross (X) the box if not satisfied with compliance and specify the reference of the Part 4 finding next to the box, or enter 'N/A' where an item is not applicable, or 'N/R' when applicable but not reviewed.						
Point	Subject					
145.A.25	Facility requirements	<input type="checkbox"/>	<input type="checkbox"/>	<input type="checkbox"/>	<input type="checkbox"/>	<input type="checkbox"/>
145.A.30	Personnel requirements	<input type="checkbox"/>	<input type="checkbox"/>	<input type="checkbox"/>	<input type="checkbox"/>	<input type="checkbox"/>
145.A.35	Certifying staff and support staff	<input type="checkbox"/>	<input type="checkbox"/>	<input type="checkbox"/>	<input type="checkbox"/>	<input type="checkbox"/>
145.A.37	Airworthiness review staff	<input type="checkbox"/>	<input type="checkbox"/>	<input type="checkbox"/>	<input type="checkbox"/>	<input type="checkbox"/>
145.A.40	Equipment and tools	<input type="checkbox"/>	<input type="checkbox"/>	<input type="checkbox"/>	<input type="checkbox"/>	<input type="checkbox"/>
145.A.42	Components	<input type="checkbox"/>	<input type="checkbox"/>	<input type="checkbox"/>	<input type="checkbox"/>	<input type="checkbox"/>
145.A.45	Maintenance data	<input type="checkbox"/>	<input type="checkbox"/>	<input type="checkbox"/>	<input type="checkbox"/>	<input type="checkbox"/>
145.A.47	Production planning	<input type="checkbox"/>	<input type="checkbox"/>	<input type="checkbox"/>	<input type="checkbox"/>	<input type="checkbox"/>
145.A.48	Performance of maintenance	<input type="checkbox"/>	<input type="checkbox"/>	<input type="checkbox"/>	<input type="checkbox"/>	<input type="checkbox"/>
145.A.50	Certification of maintenance	<input type="checkbox"/>	<input type="checkbox"/>	<input type="checkbox"/>	<input type="checkbox"/>	<input type="checkbox"/>
145.A.55	Record-keeping	<input type="checkbox"/>	<input type="checkbox"/>	<input type="checkbox"/>	<input type="checkbox"/>	<input type="checkbox"/>
145.A.60	Occurrence reporting	<input type="checkbox"/>	<input type="checkbox"/>	<input type="checkbox"/>	<input type="checkbox"/>	<input type="checkbox"/>
145.A.65	Maintenance procedures	<input type="checkbox"/>	<input type="checkbox"/>	<input type="checkbox"/>	<input type="checkbox"/>	<input type="checkbox"/>
145.A.70	Maintenance organisation exposition (MOE) (see Part 3)	<input type="checkbox"/>	<input type="checkbox"/>	<input type="checkbox"/>	<input type="checkbox"/>	<input type="checkbox"/>
145.A.75	Privileges of the organisation	<input type="checkbox"/>	<input type="checkbox"/>	<input type="checkbox"/>	<input type="checkbox"/>	<input type="checkbox"/>

145.A.85	Changes to the organisation	<input type="checkbox"/>	<input type="checkbox"/>	<input type="checkbox"/>	<input type="checkbox"/>	<input type="checkbox"/>
145.A.95	Findings	<input type="checkbox"/>	<input type="checkbox"/>	<input type="checkbox"/>	<input type="checkbox"/>	<input type="checkbox"/>
145.A.120	Means of compliance	<input type="checkbox"/>	<input type="checkbox"/>	<input type="checkbox"/>	<input type="checkbox"/>	<input type="checkbox"/>
145.A.140	Access	<input type="checkbox"/>	<input type="checkbox"/>	<input type="checkbox"/>	<input type="checkbox"/>	<input type="checkbox"/>
145.A.155	Immediate reaction to a safety problem	<input type="checkbox"/>	<input type="checkbox"/>	<input type="checkbox"/>	<input type="checkbox"/>	<input type="checkbox"/>
145.A.200	Management system	<input type="checkbox"/>	<input type="checkbox"/>	<input type="checkbox"/>	<input type="checkbox"/>	<input type="checkbox"/>
145.A.202	Internal safety reporting scheme	<input type="checkbox"/>	<input type="checkbox"/>	<input type="checkbox"/>	<input type="checkbox"/>	<input type="checkbox"/>
145.A.205	Contracting and subcontracting	<input type="checkbox"/>	<input type="checkbox"/>	<input type="checkbox"/>	<input type="checkbox"/>	<input type="checkbox"/>
Competent inspector(s):		Signature(s):				
Competent authority office:		Date of EASA Form 6 Part 2 completion:				

Part-145 APPROVAL RECOMMENDATION REPORT		EASA FORM 6
Part 3: Compliance with 145.A.70 Maintenance organisation exposition (MOE)		
Please either tick (√) the box if satisfied with compliance, or cross (X) if not satisfied with compliance and specify the reference of the Part 4 finding, or enter 'N/A' where an item is not applicable, or 'N/R' when applicable but not reviewed.		
PART 1	General	
1.1	<input type="checkbox"/>	Statement by the accountable manager
1.2	<input type="checkbox"/>	Safety policy and objectives
1.3	<input type="checkbox"/>	Management personnel
1.4	<input type="checkbox"/>	Duties and responsibilities of the management personnel
1.5	<input type="checkbox"/>	Management organisation chart
1.6	<input type="checkbox"/>	List of certifying staff, support staff and airworthiness review staff (Note: a separate document may be referenced)
1.7	<input type="checkbox"/>	Manpower resources
1.8	<input type="checkbox"/>	General description of the facilities at each address intended to be approved
1.9	<input type="checkbox"/>	Organisation's intended scope of work
1.10	<input type="checkbox"/>	Procedures for changes (including MOE amendment) requiring prior approval
1.11	<input type="checkbox"/>	Procedures for changes (including MOE amendment) not requiring prior approval
1.12	<input type="checkbox"/>	Procedure for alternative means of compliance (AltMoC)
PART 2	Maintenance procedures	
2.1	<input type="checkbox"/>	Supplier evaluation and subcontractor control procedure
2.2	<input type="checkbox"/>	Acceptance/inspection of aircraft components and material, and installation
2.3	<input type="checkbox"/>	Storage, tagging and delivery of components and material to maintenance
2.4	<input type="checkbox"/>	Acceptance of tools and equipment
2.5	<input type="checkbox"/>	Calibration of tools and equipment
2.6	<input type="checkbox"/>	Use of tooling and equipment by staff (including alternate tools)
2.7	<input type="checkbox"/>	Procedure for controlling working environment and facilities
2.8	<input type="checkbox"/>	Maintenance data and relationship to aircraft/aircraft component manufacturers' instructions including updating and availability to staff
2.9	<input type="checkbox"/>	Acceptance, coordination and performance of repair works
2.10	<input type="checkbox"/>	Acceptance, coordination and performance of scheduled maintenance works
2.11	<input type="checkbox"/>	Acceptance, coordination and performance of airworthiness directives works
2.12	<input type="checkbox"/>	Acceptance, coordination and performance of modification works
2.13	<input type="checkbox"/>	Maintenance documentation development, completion and sign-off
2.14	<input type="checkbox"/>	Technical records control
2.15	<input type="checkbox"/>	Rectification of defects arising during maintenance
2.16	<input type="checkbox"/>	Release to service procedure
2.17	<input type="checkbox"/>	Records for the person or organisation that ordered maintenance

Part-145 APPROVAL RECOMMENDATION REPORT		EASA FORM 6
Part 3: Compliance with 145.A.70 Maintenance organisation exposition (MOE)		
Please either tick (√) the box if satisfied with compliance, or cross (X) if not satisfied with compliance and specify the reference of the Part 4 finding, or enter 'N/A' where an item is not applicable, or 'N/R' when applicable but not reviewed.		
2.18	<input type="checkbox"/>	Occurrence reporting
2.19	<input type="checkbox"/>	Return of defective aircraft components to store
2.20	<input type="checkbox"/>	Defective components to outside contractors
2.21	<input type="checkbox"/>	Control of computer maintenance record systems
2.22	<input type="checkbox"/>	Control of man-hour planning versus scheduled maintenance work
2.23	<input type="checkbox"/>	Critical maintenance tasks and error-capturing methods
2.24	<input type="checkbox"/>	Reference to specific procedures
2.25	<input type="checkbox"/>	Procedures to detect and rectify maintenance errors
2.26	<input type="checkbox"/>	Shift/task handover procedures
2.27	<input type="checkbox"/>	Procedures for notification of maintenance data inaccuracies and ambiguities
2.28	<input type="checkbox"/>	Production planning and organising of maintenance activities
2.29	<input type="checkbox"/>	Airworthiness review procedures and records
2.30	<input type="checkbox"/>	Fabrication of parts
2.31	<input type="checkbox"/>	Procedure for component maintenance under aircraft or engine rating
2.32	<input type="checkbox"/>	Maintenance away from approved locations
2.33	<input type="checkbox"/>	Procedure for assessment of work scope as line or base maintenance
PART L2		Additional line maintenance procedures
L2.1	<input type="checkbox"/>	Line maintenance control of aircraft components, tools, equipment, etc.
L2.2	<input type="checkbox"/>	Line maintenance procedures related to servicing/fuelling/de-icing, etc.
L2.3	<input type="checkbox"/>	Line maintenance control of defects and repetitive defects
L2.4	<input type="checkbox"/>	Line procedure for completion of technical logs
L2.5	<input type="checkbox"/>	Line procedure for pooled parts and loaned parts
L2.6	<input type="checkbox"/>	Line procedure for return of defective parts removed from aircraft
L2.7	<input type="checkbox"/>	Line procedure for critical maintenance tasks and error-capturing methods
PART 3		Management system procedures
3.1	<input type="checkbox"/>	Hazard identification and safety risk management schemes
3.2	<input type="checkbox"/>	Internal safety reporting and investigations
3.3	<input type="checkbox"/>	Safety action planning
3.4	<input type="checkbox"/>	Safety performance monitoring
3.5	<input type="checkbox"/>	Change management
3.6	<input type="checkbox"/>	Safety training (including human factors) and promotion
3.7	<input type="checkbox"/>	Immediate safety action and coordination with the operator's ERP
3.8	<input type="checkbox"/>	Compliance monitoring
3.8.1	<input type="checkbox"/>	Audit plan and audit procedures

Part-145 APPROVAL RECOMMENDATION REPORT		EASA FORM 6
Part 3: Compliance with 145.A.70 Maintenance organisation exposition (MOE)		
Please either tick (√) the box if satisfied with compliance, or cross (X) if not satisfied with compliance and specify the reference of the Part 4 finding, or enter 'N/A' where an item is not applicable, or 'N/R' when applicable but not reviewed.		
3.8.2	<input type="checkbox"/>	Product audit and inspections
3.8.3	<input type="checkbox"/>	Audit findings — corrective action procedure
3.9	<input type="checkbox"/>	Certifying staff and support staff qualifications, authorisation and training procedures
3.10	<input type="checkbox"/>	Certifying staff and support staff records
3.11	<input type="checkbox"/>	Airworthiness review staff qualification, authorisation and records
3.12	<input type="checkbox"/>	Compliance monitoring and safety management personnel
3.13	<input type="checkbox"/>	Independent inspection staff qualification
3.14	<input type="checkbox"/>	Mechanics qualification and records
3.15	<input type="checkbox"/>	Process for exemption from aircraft/aircraft component maintenance tasks
3.16	<input type="checkbox"/>	Concession control for deviations from the organisation's procedures
3.17	<input type="checkbox"/>	Qualification procedure for specialised activities such as NDT, welding, etc.
3.18	<input type="checkbox"/>	Management of external working teams
3.19	<input type="checkbox"/>	Competency assessment of personnel
3.20	<input type="checkbox"/>	Training procedures for on-the-job training as per Section 6 of Appendix III to Part-66 (limited to the case where the competent authority for the Part-145 approval and for the Part-66 licence is the same)
3.21	<input type="checkbox"/>	Procedure for the issue of a recommendation to the competent authority for the issue of a Part-66 licence in accordance with 66.B.105 (limited to the case where the competent authority for the Part-145 approval and for the Part-66 licence is the same)
3.22	<input type="checkbox"/>	Management system record-keeping
PART 4		Relationship with customer/operators
4.1	<input type="checkbox"/>	List of the commercial operators to which the organisation provides regular aircraft maintenance services
4.2	<input type="checkbox"/>	Customer interface procedures/paperwork
4.3	<input type="checkbox"/>	[Reserved]
PART 5		Supporting documents
5.1	<input type="checkbox"/>	Sample documents
5.2	<input type="checkbox"/>	List of subcontractors
5.3	<input type="checkbox"/>	List of line maintenance locations
5.4	<input type="checkbox"/>	List of contracted organisations
5.5	<input type="checkbox"/>	List of used AltMoC
PART 6		RESERVED
6.1	<input type="checkbox"/>	[Reserved]

Part-145 APPROVAL RECOMMENDATION REPORT		EASA FORM 6
Part 3: Compliance with 145.A.70 Maintenance organisation exposition (MOE) Please either tick (√) the box if satisfied with compliance, or cross (X) if not satisfied with compliance and specify the reference of the Part 4 finding, or enter 'N/A' where an item is not applicable, or 'N/R' when applicable but not reviewed.		
MOE Reference:	MOE Amendment:	
Competent authority audit staff:	Signature(s):	
Competent authority office:	Date of EASA Form 6 Part 3 completion:	

Part-145 APPROVAL RECOMMENDATION REPORT		EASA FORM 6
Part 4: Findings — Part-145 Compliance status Each finding should be recorded, whether it has been rectified or not, and should be identified by a simple cross-reference to the Part 2 requirement. All non-rectified findings should be copied in writing to the organisation for them to take the necessary corrective action.		
Part 2 or 3 reference	Audit reference(s): Findings	Corrective action
		L E V E L
		Date Due Date Closed Reference

Part-145 APPROVAL RECOMMENDATION REPORT		EASA FORM 6
Part 5: Part-145 Approval or continued approval or change recommendation*		
Name of organisation:		
Approval reference:		
Audit reference(s):		
The following Part-145 terms of approval are recommended for this organisation:		
Or, it is recommended that the Part-145 terms of approval specified in EASA Form 3 referenced should be continued.		
Name of recommending competent authority inspector:		
Signature of recommending competent authority inspector:		
Competent authority office:		
Date of recommendation:		
EASA Form 6 review:	Date:	
*delete as appropriate		

Appendix III to AMC1 145.A.15 — EASA Form 2

ED Decision 2022/011/R

The provisions of [Appendix IX to AMC M.A.602 and AMC M.A.702 EASA Form 2](#) apply.

Appendix IV to AMC5 145.A.30(e) and AMC2 145.B.200(a)(3) — Fuel Tank Safety Training

ED Decision 2022/011/R

This appendix includes general instructions for providing training on fuel tank safety issues.

A. Effectivity:

- Large aeroplanes as defined in Decision 2003/11/RM of the Executive Director of the Agency (CS-25) and certified after 1 January 1958 with a maximum type certified passenger capacity of 30 or more or a maximum certified payload capacity of 7500 lbs (3402 kg) cargo or more, and
- Large aeroplanes as defined in Decision 2003/11/RM of the Executive Director of the Agency (CS-25) which contains CS-25 amendment 1 or later in their certification basis.

B. Affected organisations:

- [Part-145](#) approved maintenance organisations involved in the maintenance of aeroplanes specified in paragraph A) and fuel system components installed on such aeroplanes when the maintenance data are affected by CDCCL.
- Competent authorities that are responsible for the oversight of the [Part-145](#) approved organisations specified in this paragraph B).

C. Persons from affected organisations who should receive training:

Phase 1 only:

- The group of persons representing the maintenance management structure of the organisation, the compliance monitoring manager, the safety manager and the staff who are directly involved in monitoring the compliance of the organisation.
- Personnel of the competent authorities who are responsible for the oversight of Part-145 approved maintenance organisations specified in paragraph B).

Phase 1 + Phase 2 + recurrent training:

- Personnel of the Part-145 approved maintenance organisation who are required to plan, perform, supervise, inspect and certify the maintenance of the aircraft and fuel system components specified in paragraph A).

D. General requirements of the training courses

Phase 1 – Awareness:

The training should be carried out before the person starts to work without supervision but not later than 6 months after joining the organisation. The persons who have already attended the Level 1 Familiarisation course in compliance with ED Decision 2007/002/R Appendix IV are already in compliance with Phase 1.

Type: It should provide awareness of the principal elements of the subject. It may take the form of a training bulletin, or any other self-study or informative session. The signature of the trainer is required to ensure that the person has passed the training.

Level: It should be a course at the level of familiarisation with the principal elements of the subject.

Objectives: The trainee should, after the completion of the training:

1. be familiar with the basic elements of the fuel tank safety issues,
2. be able to give a simple description of the historical background and the elements requiring a safety consideration, using common words and showing examples of non-conformities,
3. be able to use typical terms.

Content: The course should include:

- a short background showing examples of FTS accidents or incidents,
- the description of concept of fuel tank safety and CDCCL,
- some examples of manufacturers documents showing CDCCL items,
- typical examples of FTS defects,
- some examples of TC holders repair data,
- some examples of maintenance instructions for inspection.

Phase 2 – Detailed training

A flexible period may be allowed by the competent authorities to allow organisations to set up the necessary courses and provide the training to the personnel, taking into account the organisation's training schemes/means/practices. This flexible period should not extend beyond 31 December 2010.

The persons who have already attended the Level 2 Detailed training course in compliance with ED Decision 2007/002/R Appendix IV either from a Part-145 maintenance organisation or from a Part-147 training organisation are already in compliance with Phase 2 with the exception of recurrent training.

Staff should have received Phase 2 training by 31 December 2010 or within 12 months of joining the organisation, whichever comes later.

Type: It should be a more in-depth internal or external course. It should not take the form of a training bulletin, or any other self-study. At the end of the course, the trainees should be required to take an examination, which should be in the form of multiple-choice questions, and the pass mark of the examination should be 75%.

Level: It should be a detailed course on the theoretical and practical elements of the subject.

The training may be made either:

- in appropriate facilities containing examples of components, systems and parts affected by Fuel Tank Safety (FTS) issues. The use of films, pictures and practical examples on FTS is recommended; or
- by attending a distance course (e-learning or computer based training) including a film when such film meets the intent of the objectives and content here below. An e-learning or computer based training should meet the following criteria:
 - A continuous evaluation process should ensure the effectiveness of the training and its relevance;
 - Some questions at intermediate steps of the training should be proposed to ensure that the trainee is authorized to move to the next step;
 - The content and results of examinations should be recorded;

- Access to an instructor in person or at distance should be possible in case support is needed.

A duration of 8 hours for phase 2 is an acceptable compliance.

When the course is provided in a classroom, the instructor should be very familiar with the data in Objectives and Guidelines. To be familiar, an instructor should have attended himself a similar course in a classroom and made additionally some lecture of related subjects.

Objectives:

The attendant should, after the completion of the training:

- have knowledge of the history of events related to fuel tank safety issues and the theoretical and practical elements of the subject, have an overview of the FAA regulations known as SFAR (Special FAR) 88 of the FAA and of JAA Temporary Guidance Leaflet TGL 47, be able to give a detailed description of the concept of fuel tank system ALI (including Critical Design Configuration Control Limitations CDCCL, and using theoretical fundamentals and specific examples;
- have the capacity to combine and apply the separate elements of knowledge in a logical and comprehensive manner;
- have knowledge on how the above items affect the aircraft;
- be able to identify the components or parts of the aircraft subject to FTS from the manufacturer's documentation,
- be able to plan the action or apply a Service Bulletin and an Airworthiness Directive.

Content: Following the guidelines described in paragraph E).

Recurrent training:

The organisation should ensure that the recurrent training is required in each 2-year period. The syllabus of the training programme referred to in Chapter 3.9 of the maintenance organisation exposition (MOE) should include the additional syllabus for this recurrent training.

The continuation training may be combined with the phase 2 training in a classroom or at distance.

The continuing training should be updated when new instructions are issued which are related to the material, tools, documentation and manufacturer's or competent authority's directives.

E. Guidelines for preparing the content of Phase 2 courses.

The following guidelines should be taken into consideration when the phase 2 training programme are being established:

- (a) understanding of the background and the concept of fuel tank safety,
- (b) how the mechanics can recognise, interpret and handle the improvements in the instruction for continuing airworthiness that have been made or are being made regarding the fuel tank system maintenance,
- (c) awareness of any hazards especially when working on the fuel system, and when the Flammability Reduction System using nitrogen is installed.

Paragraphs a), b) and c) above should be introduced in the training programme addressing the following issues:

- (i) The theoretical background behind the risk of fuel tank safety: the explosions of mixtures of fuel and air, the behaviour of those mixtures in an aviation environment, the effects of temperature and pressure, energy needed for ignition etc, the 'fire triangle', - Explain 2 concepts to prevent explosions:
 - (1) ignition source prevention and
 - (2) flammability reduction,
- (ii) The major accidents related to fuel tank systems, the accident investigations and their conclusions,
- (iii) SFAR 88 of the FAA and JAA Interim Policy INT POL 25/12: ignition prevention program initiatives and goals, to identify unsafe conditions and to correct them, to systematically improve fuel tank maintenance),
- (iv) Explain the briefly concepts that are being used: the results of SFAR 88 of the FAA and JAA INT/POL 25/12: modifications, airworthiness limitations items and CDCCL,
- (v) Where relevant information can be found and how to use and interpret this information in the applicable maintenance data as defined in [145.A.45\(b\)](#),
- (vi) Fuel Tank Safety during maintenance: fuel tank entry and exit procedures, clean working environment, what is meant by configuration control, wire separation, bonding of components etc,
- (vii) Flammability reduction systems when installed: reason for their presence, their effects, the hazards of an FRS using nitrogen for maintenance, safety precautions in maintenance/working with an FRS,
- (viii) Recording maintenance actions, recording measures and results of inspections.

The training should include a representative number of examples of defects and the associated repairs as required by the TC/STC holders' maintenance data.

F. Approval of training

For [Part-145](#) approved organisations, the approval of the initial and continuation training programme and the content of the examination can be achieved by the change to the MOE. The necessary changes to the MOE to meet the content of this decision should be made and implemented at the time requested by the competent authority.

ANNEX III (PART-66)

GENERAL

66.1 Competent authority

Regulation (EU) No 1321/2014

- (a) For the purpose of this [Annex \(Part-66\)](#), the competent authority shall be:
1. the authority designated by the Member State to whom a person first applies for the issuance of an aircraft maintenance licence; or
 2. the authority designated by another Member State, in case it would be different, subject to agreement with the authority referred to in point 1. In that case, the licence referred to in point 1 shall be revoked, all the records mentioned in point [66.B.20](#) shall be transferred and a new licence shall be issued on the basis of these records.
- (b) The Agency shall be responsible for defining:
1. the list of aircraft types; and
 2. what airframe/engine combinations are included in each particular aircraft type rating.

AMC1 66.1(a) Competent Authority

ED Decision 2023/019/R

A competent authority may be a ministry, a national aviation authority, or any aviation body designated by the Member State and located within that Member State. A Member State may designate more than one competent authority to cover different areas of responsibility, as long as the designation decision contains a list of the competencies of each authority and there is only one competent authority responsible for each given area of responsibility.

The purpose of [66.1\(a\)2](#) is to allow the possibility for a person who already holds a [Part-66](#) licence issued by one Member State (i.e. Member State X) to replace it by a Part-66 licence issued by another Member State (i.e. Member State Y).

SECTION A — TECHNICAL REQUIREMENTS

SUBPART A — AIRCRAFT MAINTENANCE LICENCE

66.A.1 Scope

Regulation (EU) No 1321/2014

This section defines the aircraft maintenance licence and establishes the requirements for application, issue and continuation of its validity.

66.A.3 Licence categories and subcategories

Regulation (EU) 2018/1142

Aircraft maintenance licences include the following categories and, where applicable, subcategories and system ratings:

(a) Category A, divided into the following subcategories:

- A1 Aeroplanes Turbine;
- A2 Aeroplanes Piston;
- A3 Helicopters Turbine;
- A4 Helicopters Piston.

(b) Category B1, divided into the following subcategories:

- B1.1 Aeroplanes Turbine;
- B1.2 Aeroplanes Piston;
- B1.3 Helicopters Turbine;
- B1.4 Helicopters Piston.

(c) Category B2

The B2 licence is applicable to all aircraft.

(d) Category B2L

The B2L licence is applicable to all aircraft other than those in Group 1 as set out in Point 66.A.5(1) and is divided into the following 'system ratings':

- communication/navigation (com/nav),
- instruments,
- autoflight,
- surveillance,
- airframe systems.

A B2L licence shall contain, as a minimum, one system rating.

(e) Category B3

The B3 licence is applicable to piston-engine non-pressurised aeroplanes of 2 000 kg Maximum Take-off Mass (MTOM) and below.

(f) Category L, divided into the following subcategories:

- L1C: composite sailplanes,
- L1: sailplanes,
- L2C: composite powered sailplanes and composite ELA1 aeroplanes,
- L2: powered sailplanes and ELA1 aeroplanes,
- L3H: hot-air balloons,
- L3G: gas balloons,
- L4H: hot-air airships,
- L4G: ELA2 gas airships,
- L5: gas airships other than ELA2.

(g) Category C

The C licence is applicable to aeroplanes and helicopters.

GM 66.A.3 Licence categories

ED Decision 2019/009/R

‘ELA1 aeroplanes’ refers to those aeroplanes which meet the definition of ‘ELA1 aircraft’ that is contained in [Article 2\(k\)](#) of Regulation (EU) No 1321/2014.

‘ELA2 gas airships’ refers to those gas airships which meet the definition of ‘ELA2 aircraft’ that is contained in [Article 2\(ka\)](#) of Regulation (EU) No 1321/2014.

‘Gas airships other than ELA2’ refers to those gas airships which do not meet at least one condition of the definition of ‘ELA2 aircraft’ that is contained in Article 2(ka) of Regulation (EU) No 1321/2014.

NOTE: The ‘ELA2 aircraft’ category includes all ‘ELA1 aircraft’.

The term ‘powered sailplane’ includes:

- those powered sailplanes which may take off solely by means of their own power (self-launching sailplanes); and
- self-sustaining powered sailplanes; and
- touring motor gliders (TMGs).

While the L1C subcategory only includes composite sailplanes, the L1 subcategory includes all sailplanes (composite, metal and wood).

While the L2C subcategory only includes composite powered sailplanes and composite ELA1 aeroplanes, the L2 subcategory includes all powered sailplanes and ELA1 aeroplanes (composite, metal and wood).

In the case of maintenance of mixed balloons (combination of gas and hot air), it is required to hold both L3G and L3H subcategories.

For the B2L licence, a ‘system rating’ is a rating which gives privileges to release maintenance on the aircraft systems covered by the ‘system rating’ and electrical systems.

The sentence 'shall contain, as a minimum, one system rating' refers to the fact that the application for a B2L licence should be made for any of the system ratings or any combination of the system ratings specified in [66.A.3](#).

There is no specific order in which the system ratings should be applied for. Any combination of system ratings is possible.

The description of systems covered by the different system ratings is provided in Appendix I 'Basic Knowledge Requirements' under paragraph '2. Modularisation', subparagraph related to 'Categories B2 and B2L'.

66.A.5 Aircraft groups

Regulation (EU) 2023/989

For the purpose of ratings on aircraft maintenance licences, aircraft shall be classified into the following groups:

- (1) Group 1: complex motor-powered aircraft; multi-engine helicopters; other than piston-engine aeroplanes, with maximum certified operating altitude exceeding FL290; aircraft equipped with fly-by-wire systems; gas airships other than ELA2.

The Agency may decide to classify into Group 2, Group 3 or Group 4, as appropriate, an aircraft which meets the conditions set out in the first subparagraph, if it considers that the lower complexity of the particular aircraft justifies so.

- (2) Group 2: aircraft other than those in Group 1 belonging to the following subgroups:
 - (i) subgroup 2a:
 - single turboprop engine aeroplanes,
 - those turbine-engine aeroplanes classified by the Agency in this subgroup because of their lower complexity.
 - (ii) subgroup 2b:
 - single turbine engine helicopters,
 - those multiple turbine engine helicopters classified by the Agency in this subgroup because of their lower complexity.
 - (iii) subgroup 2c:
 - single piston engine helicopters,
 - those multiple piston engine helicopters classified by the Agency in this subgroup because of their lower complexity.
- (3) Group 3: piston engine aeroplanes other than those in Group 1.
- (4) Group 4: sailplanes, powered sailplanes, balloons and airships, other than those in Group 1.

GM1 66.A.5 Aircraft groups

ED Decision 2023/019/R

The following table summarises the applicability of categories/subcategories of Part-66 licences versus the groups/subgroups of aircraft:

Category/subcategory	A, B1 and C	B2	B2L	B3	L				
					L1C and L1	L2C and L2	L3H and L3G	L4H and L4G	L5
1 — Complex motor-powered aircraft — Multi-engine helicopters other than piston-engine aeroplanes above FL290 — Aircraft with fly-by-wire systems — Any other aircraft when defined by the Agency	X	X							
1 — Gas airships other than ELA2		X							X
2 2a: Single-turboprop aeroplanes 2b: Single-turbine helicopters 2c: Single-piston-engine helicopters	X	X	X						
3 — Piston-engine aeroplanes	X	X	X						
3 — Non-pressurised ELA2 piston-engine aeroplanes	X	X	X	X					
3 — ELA1 piston-engine aeroplanes	X	X	X	X		X			
4 — Sailplanes — Powered sailplanes — Balloons — Airships not in Group 1		X X X X	X X X X		X	X X	X	X	X

66.A.10 Application

Regulation (EU) 2023/989

- (a) An application for an aircraft maintenance licence or change to such licence shall be made on an [EASA Form 19](#) (see Appendix V) in a manner established by the competent authority and submitted thereto.
- (b) An application for the change to an aircraft maintenance licence shall be made to the competent authority of the Member State that issued the aircraft maintenance licence.

- (c) In addition to the documents required in points [66.A.10\(a\)](#), [66.A.10\(b\)](#) and [66.B.105](#), as appropriate, the applicant for additional basic categories or subcategories to an aircraft maintenance licence shall submit his/her current original aircraft maintenance licence to the competent authority together with the [EASA Form 19](#).
- (d) Where the applicant for change of the basic categories qualifies for such change via the procedure referred to in point [66.B.100](#) in a Member State other than the Member State which issued the license, the application shall be sent to the competent authority referred to in point [66.1](#).
- (e) Where the applicant for change of the basic categories qualifies for such change via the procedure referred to in point [66.B.105](#) in a Member State other than the Member State which issued the license, the maintenance organisation approved in accordance with [Annex II \(Part-145\)](#) or [Annex Vd \(Part-CAO\)](#) shall send the aircraft maintenance licence together with the [EASA Form 19](#) to the competent authority referred to in point [66.1](#) for stamp and signature of the change or reissue of the licence, as appropriate.
- (f) Each application shall be supported by documentation to demonstrate compliance with the applicable theoretical knowledge, practical training and experience requirements at the time of application.

AMC 66.A.10 Application

ED Decision 2015/029/R

1. Maintenance experience should be written up in a manner that the reader has a reasonable understanding of where, when and what maintenance constitutes the experience. A task by task account is not necessary but at the same time a bland statement 'X years maintenance experience completed' is not acceptable. A log book of maintenance experience is desirable and some competent authorities may require such log book to be kept. It is acceptable to cross refer in the [EASA Form 19](#) to other documents containing information on maintenance.
2. Applicants claiming the maximum reduction in [66.A.30\(a\)](#) total experience based upon having successfully completed [147.A.200](#) approved basic training should include the [Part-147](#) certificate of recognition for approved basic training.
3. Applicants claiming reduction in [66.A.30\(a\)](#) total experience based upon having successfully completed technical training in an organisation or institute recognised by the competent authority as a competent organisation or institute, should include the relevant certificate of successful completion of training.

GM 66.A.10(a) Application

ED Decision 2020/002/R

When an application is made for a licence in the B2L category, the applicant should specify on the EASA Form 19:

- the system rating or the combination of system ratings the applicant applies for; and
- the aircraft rating,

considering that according to [66.A.45\(e\)](#), a B2L licence endorsed with full subgroup 2b can be endorsed also with full subgroup 2c.

When applying for the addition of a system rating on a B2L licence, the applicant should provide together with the application, the demonstration of compliance with the experience requirements related to the system the applicant applies for.

When a B2L licence holder applies for the extension of a B2L licence to add a new system rating, he/she needs to demonstrate the practical experience required by [66.A.30\(a\)\(2a\)](#) for the system rating but also the practical experience required by [66.A.45\(e\)](#) and (f) in case the aircraft group is different.

When a B2L licence holder applies for the change of his/her B2L licence to the B2 category, he/she needs only to:

- demonstrate by examination the differences between the basic knowledge corresponding to the B2L licence held and the basic knowledge of the B2 licence, as described in [Appendix I](#); and
- demonstrate the additional experience described in [Appendix IV](#).

These requirements can be found also for the competent authority in [66.B.110](#).

When an applicant applies for the extension of his/her B2L licence to a B2 licence and he/she meets the relevant requirements, the B2L licence is replaced by the B2 licence.

66.A.15 Eligibility

Regulation (EU) No 1321/2014

An applicant for an aircraft maintenance licence shall be at least 18 years of age.

66.A.20 Privileges

Regulation (EU) 2023/989

(a) The following privileges shall apply:

1. A category A aircraft maintenance licence permits the holder to issue certificates of release to service following minor scheduled line maintenance and simple defect rectification within the limits of tasks specifically endorsed on the certification authorisation referred to in point [145.A.35](#) of [Annex II \(Part-145\)](#). The certification privileges shall be restricted to work that the licence holder has personally performed in the maintenance organisation that issued the certification authorisation.
2. A category B1 aircraft maintenance licence shall permit the holder to issue certificates of release to service and to act as B1 support staff following:
 - maintenance performed on aircraft structure, powerplant and mechanical and electrical systems,
 - work on avionic systems requiring only simple tests to prove their serviceability and not requiring troubleshooting.

Category B1 includes the corresponding A subcategory.

3. A category B2 aircraft maintenance licence shall permit the holder:
 - (i) to issue certificates of release to service and to act as B2 support staff for following:
 - maintenance performed on avionic and electrical systems, and
 - electrical and avionics tasks within powerplant and mechanical systems, requiring only simple tests to prove their serviceability; and

- (ii) to issue certificates of release to service following minor scheduled line maintenance and simple defect rectification within the limits of tasks specifically endorsed on the certification authorisation referred to in point [145.A.35](#) of [Annex II \(Part-145\)](#). This certification privilege shall be restricted to work that the licence holder has personally performed in the maintenance organisation which issued the certification authorisation and limited to the ratings already endorsed in the B2 licence.

The category B2 licence does not include any A subcategory.

4. A category B2L aircraft maintenance licence shall permit the holder to issue certificates of release to service and to act as B2L support staff for the following:
- maintenance performed on electrical systems;
 - maintenance performed on avionics systems within the limits of the system ratings specifically endorsed on the licence, and
 - when holding the ‘airframe system’ rating, performance of electrical and avionics tasks within power plant and mechanical systems, requiring only simple tests to prove their serviceability.
5. A category B3 aircraft maintenance licence shall permit the holder to issue certificates of release to service and to act as B3 support staff for the following:
- maintenance performed on aeroplane structure, power plant and mechanical and electrical systems; and
 - work on avionics systems requiring only simple tests to prove their serviceability and not requiring troubleshooting.
6. A category L aircraft maintenance licence shall permit the holder to issue certificates of release to service and to act as L support staff for the following:
- maintenance performed on aircraft structure, power plant and mechanical and electrical systems;
 - work on radio, Emergency Locator Transmitters (ELT) and transponder systems; and
 - work on other avionics systems requiring simple tests to prove their serviceability.

Subcategory L2 includes subcategory L1. Any limitation to subcategory L2 in accordance with point 66.A.45(h) becomes also applicable to subcategory L1.

Subcategory L2C includes subcategory L1C.

7. A category C aircraft maintenance licence shall permit the holder to issue certificates of release to service following base maintenance of the aircraft. The privileges apply to the aircraft in its entirety.

A Category C aircraft maintenance licence issued with respect to complex motor-powered aircraft shall include the privileges of category C aircraft maintenance licence also with respect to other than complex motor-powered aircraft.

- (b) The holder of an aircraft maintenance licence may not exercise its privileges unless:
1. in compliance with the applicable requirements of Annex I (Part-M), Annex II (Part-145), Annex Vb (Part-ML) and Annex Vd (Part-CAO); and

2. in the preceding 2-year period he/she has, either had 6 months of maintenance experience in accordance with the privileges granted by the aircraft maintenance licence or, met the provision for the issue of the appropriate privileges; and
3. he/she has the adequate competence to certify maintenance on the corresponding aircraft; and
4. he/she is able to read, write and communicate to an understandable level in the language(s) in which the technical documentation and procedures necessary to support the issue of the certificate of release to service are written.

GM1 66.A.20(a) Privileges

ED Decision 2023/019/R

1. The following definitions apply:

Electrical system means the aircraft electrical power supply source, plus the distribution system to the different components contained in the aircraft and relevant connectors. Lighting systems are also included in this definition. When working on cables and connectors which are part of these electrical systems, the following typical practices are included in the privileges:

- Continuity, insulation and bonding techniques and testing;
- Crimping and testing of crimped joints;
- Connector pin removal and insertion;
- Wiring protection techniques.

Avionics system means an aircraft system that transfers, processes, displays or stores analogue or digital data using data lines, data buses, coaxial cables, wireless or other data transmission medium, and includes the system's components and connectors. Examples of avionics systems include the following:

- Autoflight;
- Communication, Radar and Navigation;
- Instruments (see NOTE below);
- In Flight Entertainment Systems;
- Integrated Modular Avionics (IMA);
- On-Board Maintenance Systems;
- Information Systems;
- Fly by Wire Systems (related to ATA27 'Flight Controls');
- Fibre Optic Control Systems.

NOTE: Instruments are formally included within the privileges of the B2 and B2L with system rating 'instruments'. However, maintenance on electromechanical and pitot-static components may also be released by a B1, B3 or L licence holder.

Simple test means a test described in approved maintenance data and meeting all the following criteria:

- The serviceability of the system can be verified using aircraft controls, switches, Built-in Test Equipment (BITE), Central Maintenance Computer (CMC) or external test equipment not involving special training.
- The outcome of the test is a unique go – no go indication or parameter, which can be a single value or a value within an interval tolerance. No interpretation of the test result or interdependence of different values is allowed.
- The test does not involve more than 10 actions as described in the approved maintenance data (not including those required to configure the aircraft prior to the test, i.e. jacking, flaps down, etc, or to return the aircraft to its initial configuration). Pushing a control, switch or button, and reading the corresponding outcome may be considered as a single step even if the maintenance data shows them separated.

Troubleshooting means the procedures and actions necessary, using approved maintenance data, in order to identify the root cause of a defect or malfunction. It may include the use of BITE or external test equipment.

Line maintenance: refer to [AMC1 145.A.10](#)

Base maintenance: refer to [AMC1 145.A.10](#)

2. The category B3 licence does not include any A subcategory. Nevertheless, this does not prevent the B3 licence holder from releasing maintenance tasks typical of the A1.2 subcategory for piston-engine non-pressurized aeroplanes of 2 000 kg MTOM and below, within the limitations contained in the B3 licence.
3. The B1.2 and B3 licences do not include any L subcategory. Nevertheless, the holder of a B1.2 or B3 licence with the appropriate ratings is entitled to receive, upon application, licences in the L1 and L2 subcategories under the conditions described in point [66.B.110\(d\)](#).
4. The privileges of the B2 licence with given aircraft ratings include the privileges of the B2L licence for all the system ratings for the same aircraft ratings. Nevertheless, the holder of a B2 licence with given aircraft ratings may apply for a B2L licence in order to include a different aircraft rating if the applicant only wants to demonstrate compliance with the experience requirements for certain system ratings.
5. The category C licence permits certification of base maintenance by the issue of a single certificate of release to service for the complete aircraft after the completion of all such maintenance. The basis for this certification is that the maintenance has been carried out by competent mechanics, and category B1, B2, B2L, B3 and L support staff, as appropriate, have signed for the maintenance tasks under their respective specialisation. The principal function of category C certifying staff is to ensure that all required maintenance has been called up and signed off by category B1, B2, B2L, B3 and L support staff, as appropriate, before issue of the certificate of release to service. Only category C personnel who also hold category B1, B2, B2L, B3 or L qualifications may perform both roles in base maintenance.

AMC 66.A.20(a)(4) Privileges

ED Decision 2019/009/R

‘Within the limits of the system ratings specifically endorsed on the licence’ refers to the fact that the privileges of the licence holder are limited:

- to the group/subgroup of aircraft endorsed on the licence, but also
- to the system rating(s) endorsed.

When an applicant wishes to get the privilege to issue certificates of release to service and to act as support staff for electrical and avionics tasks within powerplant and mechanical systems, he/she should apply for the rating 'airframe system' on the B2L licence. The reason is that the 'airframe systems' rating is the only rating which covers completely the electrical and avionics tasks of the powerplant and mechanical systems of the aircraft.

AMC 66.A.20(b)(2) Privileges

ED Decision 2020/002/R

The 6 months of maintenance experience in the preceding 2-year period should be understood as consisting of two elements, duration and nature of the experience. The minimum to meet the requirements for these elements may vary depending on the size and complexity of the aircraft and type of operation and maintenance.

1. Duration:

Within an approved maintenance organisation:

- 6 months of continuous employment within the same organisation; or
- 6 months split up into different blocks, employed within the same or in different organisations.

The 6-month period can be replaced by 100 days of maintenance experience in accordance with the privileges, whether they have been performed within an approved organisation or as independent certifying staff according to [M.A.801\(b\)1](#), or as a combination thereof.

When a licence holder maintains and releases aircraft in accordance with [M.A.801\(b\)1](#), in certain circumstances this number of days may even be reduced by 50% when agreed in advance by the competent authority. These circumstances consider the cases where the licence holder happens to be the owner of an aircraft and carries out maintenance on his/her own aircraft, or where a licence holder maintains an aircraft operated for low utilisation, that does not allow the licence holder to accumulate the required experience. This reduction should not be combined with the 20% reduction permitted when carrying out technical support, or maintenance planning, continuing airworthiness management or engineering activities. To avoid a too long period without experience, the working days should be spread over the intended 6-month period.

2. Nature of the experience:

Depending on the category of the aircraft maintenance licence, the following activities are considered relevant for maintenance experience:

- Servicing;
- Inspection;
- Operational and functional testing;
- Trouble-shooting;
- Repairing;
- Modifying;
- Changing component;
- Supervising these activities;

- Releasing aircraft to service.

For category A licence holders, the experience should include exercising the privileges, by means of performing tasks related to the authorization on at least one aircraft type for each licence subcategory. This means tasks as mentioned in [AMC 145.A.30\(g\)](#), including servicing, component changes and simple defect rectifications.

For category B1, B2, B2L, B3 and L, for every aircraft included in the authorisation the experience should be on that particular aircraft or on a similar aircraft within the same licence (sub)category. Two aircraft can be considered to be similar when they have similar technology, construction and comparable systems, which means equally equipped with the following (as applicable to the licence category):

- Propulsion systems (piston, turboprop, turbofan, turboshaft, jet-engine or push propellers); and
- Flight control systems (only mechanical controls, hydro-mechanically powered controls or electro-mechanically powered controls); and
- Avionic systems (analogue systems or digital systems); and
- Structure (manufactured of metal, composite or wood).

For licences endorsed with (sub)group ratings:

- In the case of a B1 licence endorsed with (sub)group ratings (either manufacturer subgroup or full (sub)group) as defined in [66.A.45](#), the holder should show experience on at least one aircraft type per (sub)group and per aircraft structure (metal, composite, wood).
- In the case of a B2 or B2L licence endorsed with (sub)group ratings (either manufacturer subgroup or full (sub)group) as defined in [66.A.45](#), the holder should show experience on at least one aircraft type per (sub)group.
- In the case of a B3 licence endorsed with the rating ‘piston-engine non-pressurised aeroplanes of 2000 kg MTOM and below’ as defined in [66.A.45](#), the holder should show experience on at least one aircraft type per aircraft structure (metal, metal-tubing with fabric, composite, wooden).

For category C, the experience should cover at least one of the aircraft types endorsed on the licence.

For a combination of categories, the experience should include some activities of the nature shown in paragraph 2 in each category.

A maximum of 20% of the experience duration required may be replaced by the following relevant activities on an aircraft type of similar technology, construction and with comparable systems:

- Aircraft maintenance related training as an instructor/assessor or as a student;
- Maintenance technical support/engineering;
- Maintenance management/planning.

The experience should be documented in an individual log book or in any other recording system (which may be an automated one) containing the following data:

- Date;

- Aircraft type;
- Aircraft identification i.e. registration;
- ATA chapter (optional);
- Operation performed e.g. 100 FH check, MLG wheel change, engine oil check and complement, SB embodiment, trouble shooting, structural repair, STC embodiment, etc.;
- In the particular case of Part-145 organisations, the type of maintenance i.e. base, line;
- Type of activity i.e. perform, supervise, release;
- Subcategory used (A1, A2, A3, A4, B1.1, B1.2, B1.3, B1.4, B2, B2L, B3, C or L1, L1C, L2, L2C, L3G, L3H, L4G, L4H, L5);
- Duration in days or partial-days.

GM 66.A.20(b)2 Privileges

ED Decision 2015/029/R

The sentence ‘*met the provision for the issue of the appropriate privileges*’ included in [66.A.20\(b\)2](#) means that during the previous 2 years the person has met all the requirements for the endorsement of the corresponding aircraft rating (for example, in the case of aircraft in Group 1, theoretical plus practical element plus, if applicable, on-the-job training). This supersedes the need for 6 months of experience for the first 2 years. However, the requirement of 6 months of experience in the preceding 2 years will need to be met after the second year.

AMC 66.A.20(b)3 Privileges

ED Decision 2015/029/R

The wording ‘*has the adequate competence to certify maintenance on the corresponding aircraft*’ means that the licence holder and, if applicable, the organisation where he/she is contracted/employed, should ensure that he/she has acquired the appropriate knowledge, skills, attitude and experience to release the aircraft being maintained. This is essential because some systems and technology present in the particular aircraft being maintained may not have been covered by the training/examination/experience required to obtain the licence and ratings.

This is typically the case, among others, in the following situations:

- Type ratings which have been endorsed on a licence in accordance with [Appendix I to AMC to Part-66](#) ‘List of Type Ratings’ after attending type training/on-the-job training which did not cover all the models/variants included in such rating. For example, a licence endorsed with the rating Airbus A318/A319/A320/A321 (CFM56) after attending type training/on-the-job training covering only the Airbus 320 (CFM56).
- Type ratings which have been endorsed on a licence in accordance with [Appendix I to AMC to Part-66](#) ‘List of Type Ratings’ after a new variant has been added to the rating in Appendix I, without performing difference training. For example, a licence endorsed with the rating Boeing 737-600/700/800/900 for a person who already had the rating Boeing 737-600/700/800, without performing any difference training for the 737-900.
- Work being carried out on a model/variant for which the technical design and maintenance techniques have significantly evolved from the original model used in the type training/on-the-job training.

- Specific technology and options selected by each customer which may not have been covered by the type training/on-the-job training.
- Changes in the basic knowledge requirements of [Appendix I to Part-66](#) not requiring re-examination of existing licence holders (grandfathered privileges).
- The endorsement of group/subgroup ratings based on experience on a representative number of tasks/aircraft or based on type training/examination on a representative number of aircraft.
- Persons meeting the requirements of 6 months of experience every 2 years only on certain similar aircraft types as allowed by [AMC 66.A.20\(b\)2](#).
- Persons holding a [Part-66](#) licence with limitations, obtained through conversion of national qualifications ([66.A.70](#)), where such limitations are going to be lifted after performing the corresponding basic knowledge examinations. In this case, the type ratings endorsed in the licence may have been obtained in the national system without covering all the aircraft systems (because of the previous limitations) and there will be a need to assess and, if applicable, to train this person on the missing systems.

Additional information is provided in [AMC 145.A.35\(a\)](#).

GM 66.A.20(b)4 Privileges

ED Decision 2015/029/R

1. Holders of a [Part-66](#) aircraft maintenance licence may not exercise certification privileges unless they have a general knowledge of the language used within the maintenance environment including knowledge of common aeronautical terms in the language. The level of knowledge should be such that the licence holder is able to:
 - read and understand the instructions and technical manuals used for the performance of maintenance;
 - make written technical entries and any maintenance documentation entries, which can be understood by those with whom they are normally required to communicate;
 - read and understand the maintenance organisation procedures;
 - communicate at such a level as to prevent any misunderstanding when exercising certification privileges.
2. In all cases, the level of understanding should be compatible with the level of certification privileges exercised.

66.A.25 Basic knowledge requirements

Regulation (EU) 2023/989

- (a) The applicant for an aircraft maintenance licence shall demonstrate by examination a level of knowledge of the related subject modules in accordance with [Appendix I](#) (applicable to category A, B1, B2, B2L, B3 and C licences) or [Appendix VII](#) (applicable to category L licences).
- (b) The basic knowledge examinations shall comply with the standard set out in [Appendix II](#) (applicable to category A, B1, B2, B2L, B3 and C licences) or [Appendix VIII](#) (applicable to category L licences) to this Annex and shall be conducted by either of the following:
 - (1) a training organisation approved in accordance with [Annex IV \(Part-147\)](#);
 - (2) the competent authority;

- (3) for category L licences, another organisation as agreed by the competent authority.
- (c) The basic knowledge examinations shall have been passed within 10 years prior to the application for an aircraft maintenance licence or the addition of a category or subcategory to such a licence. If the basic knowledge examinations have not been passed within that 10-year period, credits for basic knowledge examinations may be alternatively obtained by the applicant in accordance with point (d).

The 10 years' validity requirement applies to each individual module examination, except for those module examinations which were already passed as part of another licence category and the licence has already been issued.

- (d) The applicant may apply to the competent authority for full or partial credits for the basic knowledge requirements for:
- (1) basic knowledge examinations which were passed more than 10 years before the application for an aircraft maintenance licence was submitted (see point (c));
 - (2) any other national technical training and examination considered by the competent authority as equivalent to the corresponding basic knowledge requirements of this Annex.

The applicant shall provide evidence of the granted credits by referring to an examination credit report approved by the competent authority in accordance with Section B, Subpart E, of this Annex III (Part-66).

- (e) A basic training course without Modules 1 and 2 of [Appendix I](#) to this Annex is considered a full basic training course approved in accordance with [Annex IV \(Part-147\)](#) only when knowledge of those Modules is subsequently demonstrated by the applicant by examination and is credited by the competent authority.
- (f) The holder of an aircraft maintenance licence applying for the addition of a different category or subcategory shall complement by examination the level of knowledge that is appropriate to the related subject modules in accordance with [Appendix I](#) (for category A, B1, B2, B2L, B3 and C licences) or [Appendix VII](#) (for category L licences).

[Appendix IV](#) details the modules of [Appendix I](#) (for category B1, B2, B2L, B3 and C licences) or [Appendix VII](#) (for category L licences) required for the addition of a new category or subcategory to an existing licence issued in accordance with this AnnexA.

AMC 66.A.25 Basic knowledge requirements

ED Decision 2015/029/R

1. For an applicant being a person qualified by holding an academic degree in an aeronautical, mechanical or electronic discipline from a recognised university or other higher educational institute the need for any examination will depend upon the course taken in relation to [Appendix I to Part-66](#).
2. Knowledge gained and examinations passed during previous experiences, for example, in military aviation and civilian apprenticeships will be credited where the competent authority is satisfied that such knowledge and examinations are equivalent to that required by [Appendix I to Part-66](#).

GM 66.A.25(a) Basic knowledge requirements

ED Decision 2020/002/R

The levels of knowledge for each licence (sub)category are directly related to the complexity of the certifications related to the corresponding licence (sub)category, which means that category A should demonstrate a limited but adequate level of knowledge, whereas category B1, B2, B2L and B3 should demonstrate a complete level of knowledge in the appropriate subject modules.

GM 66.A.25(b) Basic knowledge requirements

ED Decision 2019/009/R

‘Or as agreed by the competent authority’ refers to the examination that is conducted by an organisation under a formal agreement (and oversight) of the competent authority.

66.A.30 Basic experience requirements

Regulation (EU) 2023/989

- (a) An applicant for an aircraft maintenance licence shall have acquired:
1. for category A, subcategories B1.2 and B1.4 and category B3:
 - (i) 3 years of practical maintenance experience on operating aircraft, if the applicant has no previous relevant technical training; or
 - (ii) 2 years of practical maintenance experience on operating aircraft and completion of training considered relevant by the competent authority as a skilled worker, in a technical trade; or
 - (iii) 1 year of practical maintenance experience on operating aircraft and completion of a basic training course approved in accordance with [Annex IV \(Part-147\)](#);
 2. for category B2 and subcategories B1.1 and B1.3:
 - (i) 5 years of practical maintenance experience on operating aircraft if the applicant has no previous relevant technical training; or
 - (ii) 3 years of practical maintenance experience on operating aircraft and completion of training considered relevant by the competent authority as a skilled worker, in a technical trade; or
 - (iii) 2 years of practical maintenance experience on operating aircraft and completion of a basic training course approved in accordance with [Annex IV \(Part-147\)](#);
 - 2a. for category B2L:
 - (i) 3 years of practical maintenance experience in operating aircraft, covering the corresponding system rating(s), if the applicant has no previous relevant technical training; or
 - (ii) 2 years of practical maintenance experience in operating aircraft, covering the corresponding system rating(s), and completion of training, considered relevant by the competent authority, as a skilled worker in a technical trade; or

- (iii) 1 year of practical maintenance experience in operating aircraft, covering the corresponding system rating(s), and completion of a Part-147 approved basic training course. For the addition of (a) new system rating(s) to an existing B2L licence, 3 months of practical maintenance experience relevant to the new system rating(s) shall be required for each system rating added.
- 2b. for category L:
- (i) 2 years of practical maintenance experience in operating aircraft covering a representative cross section of maintenance activities in the corresponding subcategory;
 - (ii) as a derogation from point (i), 1 year of practical maintenance experience in operating aircraft covering a representative cross section of maintenance activities in the corresponding subcategory, subject to the introduction of the limitation provided for in point [66.A.45\(h\)\(ii\)\(3\)](#).
3. for category C with respect to complex motor-powered aircraft (CMPA):
- (i) 3 years of experience in exercising category B1.1, B1.3 or B2 privileges as support staff, or both support staff and certifying staff, in accordance with point [145.A.35](#) of Annex II (Part-145), at a maintenance organisation working on CMPA, including 12 months of experience as base maintenance support staff; or
 - (ii) 5 years of experience in exercising category B1.2, B1.4 or L5 privileges as support staff, or both support staff and certifying staff, in accordance with point [145.A.35](#) of Annex II (Part-145), at a maintenance organisation working on CMPA, including 12 months of experience as base maintenance support staff; or
 - (iii) for applicants holding an academic degree, 3 years of experience in working at an aircraft maintenance environment, on a representative selection of tasks that are directly associated with aircraft maintenance, including 6 months of participation in the performance of base maintenance tasks in operating CMPA;
 - (iv) to extend the endorsed category C with respect to other than CMPA to CMPA:
 - (a) 2 years of experience in exercising category B1.1, B1.2, B1.3, B1.4, B2 or L5 privileges as support staff, or both support staff and certifying staff, in accordance with point [145.A.35](#) of Annex II (Part-145), at a maintenance organisation in operating CMPA, including 6 months of experience as base maintenance support staff; or
 - (b) when holding a category C licence based on an academic degree, 2 years of experience in working at an aircraft maintenance environment on a representative selection of tasks that are directly associated with aircraft maintenance, including 3 months of participation in the performance of base maintenance tasks in operating CMPA;
4. for category C with respect to other than CMPA:
- (i) 3 years of experience in exercising category B1, B2, B2L, B3 or L privileges as support staff, or both support staff and certifying staff, in accordance with point [145.A.35](#) of Annex II (Part-145), at a maintenance organisation in operating other than CMPA, including 6 months of experience as base maintenance support staff; or

- (ii) for holders of an academic degree, 3 years of experience in working at an aircraft maintenance environment, on a representative selection of tasks that are directly associated with aircraft maintenance, including 6 months of participation in the performance of base maintenance tasks in operating other than CMPA;
- 5. the academic degree shall be in a relevant technical discipline, issued by a university or any other higher educational institution recognised by the competent authority.
- (b) An applicant for an extension to an aircraft maintenance licence shall have a minimum civil aircraft maintenance experience requirement appropriate to the additional category or subcategory of licence applied for as defined in [Appendix IV to this Annex \(Part-66\)](#).
- (c) The experience shall be practical and involve a representative cross section of maintenance tasks on aircraft.
- (d) At least 1 year of the required experience shall be recent maintenance experience on aircraft of the category/subcategory for which the initial aircraft maintenance licence is sought. For subsequent category/subcategory additions to an existing aircraft maintenance licence, the additional recent maintenance experience required may be less than 1 year, but shall be at least 3 months. The required experience shall be dependent upon the difference between the licence category/subcategory held and applied for. Such additional experience shall be typical of the new licence category/subcategory sought.
- (e) Notwithstanding point (a), experience in aircraft maintenance gained in organisations not approved in accordance with [Annexes II \(Part-145\)](#) or [Vd \(Part-CAO\)](#) may be recognised when such maintenance is equivalent to that required by this Annex as established by the competent authority.

However, demonstration of additional experience in organisations approved in accordance with [Annexes II](#) or [Vd](#) or under the supervision of independent certifying staff, shall be required.
- (f) Experience shall have been acquired within the 10 years preceding the application for an aircraft maintenance licence or the addition of a category or subcategory to such a licence.

AMC1 66.A.30(a) Basic experience requirements

ED Decision 2023/019/R

1. Maintenance experience on operating aircraft:
 - means the experience of being involved in maintenance tasks on aircraft which are being operated by airlines, air taxi organisations, aero clubs, owners, etc., as relevant to the licence category/subcategory;
 - should cover a wide range of tasks in terms of length, complexity and variety;
 - aims at gaining sufficient experience in the real environment of maintenance as opposed to only the training school environment;
 - may be gained within different types of maintenance organisations ([Part-145](#), [M.A. Subpart F](#), Part-CAO, FAR-145, etc.) or under the supervision of independent certifying staff;
 - may be combined with [Part-147](#) approved training (or other training approved by the competent authority) so that periods of training can be intermixed with periods of experience, similar to an apprenticeship;
 - may be full-time or part-time, either as a professional or on a voluntary basis;

-
- in the case of the L licence, it is acceptable that the 1 or 2 years of experience required by [66.A.30\(a\)\(2b\)](#) covers maintenance performed only during the weekends (or equivalent periods) as long as the applicant has achieved a sufficient level of competency related to the applicable licence subcategory as attested by the corresponding statement(s) issued by the maintenance organisation(s) or independent certifying staff that supervised the applicant.
2. A skilled worker is a person who has successfully completed a training, acceptable to the competent authority, involving the manufacture, repair, overhaul or inspection of mechanical, electrical or electronic equipment. The training would include the use of tools and measuring devices.
 3. In the case of an applicant for a licence, including several categories/subcategories, it is acceptable to combine the periods of experience as long as there is sufficient experience for each category/subcategory during the required period. Examples:
 - Application for a B1.1 (turbine aeroplanes) + B1.3 (turbine helicopters): the Regulation requires 5 years of experience for B1.1 and 5 years of experience for B1.3 for an applicant with no relevant previous technical training.
 - It is not acceptable to combine the experience in a single 5-year period where the applicant has been working for 3 years on turbine aeroplanes and 2 years on turbine helicopters.
 - However, it is acceptable to combine the experience in a single 5-year period if the applicant has been working for 5 years on turbine aeroplanes and turbine helicopters (for example, aeroplanes in the morning, helicopters in the afternoon, or a few days every week on aeroplanes and a few days every week on helicopters).
 - Application for a B1.1 (turbine aeroplanes) + B2 (avionics): the Regulation requires 5 years of experience for B1.1 and 5 years of experience for B2 for an applicant with no relevant previous technical training.
 - It is not acceptable to combine the experience in a single 5-year period where the applicant has been working for 3 years on turbine aeroplanes (with no avionics work) and 2 years on avionics systems.
 - However, it is acceptable to combine the experience in a single 5-year period if the applicant has been working for 5 years on structures, powerplant, mechanical and electrical systems and avionics (for B1.1 tasks in the morning, B2 tasks in the afternoon, or a few days every week for B1.1 tasks and a few days every week for B2 tasks).
 - Application for a B1.1, B1.2, B1.3, B1.4 and B2: the Regulation requires 5 years of experience for B1.1, B1.3 and B2, and 3 years of experience for B1.2 and B1.4 for an applicant with no relevant previous technical training.
 - In this case, it is very unlikely that the experience for each category/subcategory would be sufficient.
 4. For a category C applicant that holds an academic degree, the participation in the performance of maintenance tasks on operating aircraft may include maintenance, maintenance planning, quality assurance, record-keeping, spare parts management and engineering development.

‘Experience in working in a civil aircraft maintenance environment on a representative selection of tasks directly associated with aircraft maintenance’ means experience gained at an

organisation that is approved in accordance with [Part-145](#), [Part-CAO](#), [Part-CAMO](#) or similar, or experience in performing comparable work that is directly related to the continuing airworthiness of aircraft within a competent authority. Similar work performed on ‘Annex I aircraft’ or state aircraft may be acceptable as well.

‘Including 6 months of participation in the performance of base maintenance tasks’ on operating aircraft means experience gained through the active participation in base maintenance checks at maintenance organisations.

If the applicant has acquired experience on operating CMPA, the corresponding category C licence should be issued. If the experience acquired has been limited to other than CMPA, then only the corresponding category C licence with respect to other than CMPA should be issued.

While it is strongly recommended that the participation in the performance of maintenance on aircraft should be at the level required for the issue of a B1 or B2 licence, the objective of the required experience is to gain insight into the performance of base maintenance. The applicant for an academic category C licence should be aware of the type of maintenance carried out before the signature of support staff and understand their roles in the release-to-service process of base maintenance. It is encouraged that the future category C licence holder participates in both simple and complex tasks during their experience in base maintenance and gains insight in some aircraft critical systems.

In the case presented in point [66.A.30\(e\)](#), for the required experience gained outside the European civil regulatory framework, at least 1 year should be in a [Part-145](#) or [Part-CAO](#) environment, including participation in the performance of base maintenance tasks for 6 months.

GM1 66.A.30(a) Basic experience requirements

ED Decision 2023/019/R

The table below summarises the basic experience requirements for the category C licence.

From:	To:	Category C for CMPA	Category C for other than CMPA
Holder of a licence with B1.1, B1.3, B2, B3*B2L* , or L*		3 years of experience as support staff, or both support staff and certifying staff, in operating CMPA, including 12 months as support staff in base maintenance.	3 years of experience as certifying staff or support staff, in operating other than CMPA, including 6 months as support staff in base maintenance.
Holder of a licence with B1.2, B1.4 or L5**		5 years of experience as support staff, or both support staff and certifying staff, in operating CMPA, including 12 months as support staff in base maintenance.	
Holder of an academic degree, in a relevant technical discipline, issued by a university or any other higher educational institution recognised by the competent authority		3 years of <u>experience in working in an aircraft maintenance environment, on a representative selection of tasks that are directly associated with aircraft maintenance</u> of operating CMPA, including 6 months of participation in the performance of base maintenance tasks on operating CMPA.	3 years of experience in working in an aircraft maintenance environment, on a representative selection of tasks that are directly associated with aircraft maintenance of operating other than CMPA, including 6 months of participation in the performance of base maintenance tasks on operating other than CMPA.

From:	To:	Category C for CMPA	Category C for other than CMPA
Holder of a licence with category C for other than CMPA		2 years of experience as B1, B2 or L5 support staff, or both support staff and certifying staff, including 6 months as support staff in base maintenance.	
		Holding an academic degree: 2 years of experience in working in an aircraft maintenance environment, on a representative selection of tasks that are directly associated with aircraft maintenance of operating CMPA, including 3 months of participation in the performance of base maintenance tasks on operating CMPA.	
Holder of a licence with category C for CMPA			Category C for CMPA includes category C for other than CMPA.

* Only applicable to category C for other than CMPA.

** Only applicable to category C for CMPA.

AMC 66.A.30(c) Basic experience requirements

ED Decision 2019/009/R

In the case of the category B2L licence, the sentence ‘a representative cross section of maintenance tasks on aircraft’ refers to the person that has carried out some maintenance tasks that are representative of the systems corresponding to the system ratings for which he/she applies (see [66.A.3](#)). These tasks may include troubleshooting, modifications or repairs.

AMC 66.A.30(d) Basic experience requirements

ED Decision 2015/029/R

To be considered as recent experience; at least 50% of the required 12-month recent experience should be gained within the 12 month period prior to the date of application for the aircraft maintenance licence. The remainder of the recent experience should have been gained within the 7-year period prior to application. It must be noted that the rest of the basic experience required by [66.A.30](#) must be obtained within the 10 years prior to the application as required by [66.A.30\(f\)](#).

AMC1 66.A.30(e) Basic experience requirements

ED Decision 2023/019/R

- (a) If the licensing authority has established that the experience gained outside an aircraft maintenance organisation approved in accordance with [Part-145](#) or [Part-CAO](#) is equivalent to that required by Part-66, the minimum additional experience in aircraft maintenance organisation(s) that is (are) approved in accordance with [Part-145](#) or [Part-CAO](#) should be:
- (1) for categories A and L: 6 months;
 - (2) for categories B1, B2, B2L, B3 and C: 12 months.

- (b) Experience in aircraft maintenance gained outside an aircraft maintenance organisation(s) that is (are) approved in accordance with [Part-145](#) or [Part-CAO](#) may include experience in aircraft maintenance gained in the armed forces, coast guard, police, nationally approved organisations, organisations approved by non-EASA Member States, etc., or in aircraft manufacturing.

66.A.40 Continued validity of the aircraft maintenance licence

Regulation (EU) 2023/989

- (a) The aircraft maintenance licence becomes invalid 5 years after its last issue or change, unless the holder submits his/her aircraft maintenance licence to the competent authority that issued it, in order to verify that the information contained in the licence is the same as that contained in the competent authority records, pursuant to point [66.B.120](#).
- (b) The holder of an aircraft maintenance licence shall complete the relevant parts of [EASA Form 19](#) (see Appendix V) and submit it with the holder's copy of the licence to the competent authority that issued the original aircraft maintenance licence, unless the holder works in a maintenance organisation approved in accordance with [Annex II \(Part-145\)](#) or [Annex Vd \(Part-CAO\)](#) that has a procedure in its exposition whereby such organisation may submit the necessary documentation on behalf of the aircraft maintenance licence holder
- (c) Any certification privilege based upon a aircraft maintenance licence becomes invalid as soon as the aircraft maintenance licence is invalid.
- (d) The aircraft maintenance licence is only valid (i) when issued and/or changed by the competent authority and (ii) when the holder has signed the document.

GM 66.A.40 Continued validity of the aircraft maintenance licence

ED Decision 2015/029/R

The validity of the aircraft maintenance licence is not affected by recency of maintenance experience whereas the validity of the [66.A.20](#) privileges is affected by maintenance experience as specified in [66.A.20\(a\)](#).

66.A.45 Endorsement with aircraft ratings

Regulation (EU) 2023/989

- (a) In order to be entitled to exercise certification privileges on a specific aircraft type, the holder of an aircraft maintenance licence needs to have their licence endorsed with the relevant aircraft ratings:
- For category B1, B2 or C, the relevant aircraft ratings are the following:
 - (i) for Group 1 aircraft, the appropriate aircraft type rating;
 - (ii) for Group 2 aircraft, the appropriate aircraft type rating, manufacturer subgroup rating or full subgroup rating;
 - (iii) for Group 3 aircraft, the appropriate aircraft type rating or full group rating;
 - (iv) for Group 4 aircraft, for the category B2 licence, the full group rating.
 - For category B2L, the relevant aircraft ratings are the following:
 - (i) for Group 2 aircraft, the appropriate manufacturer subgroup rating or full subgroup rating;

- (ii) for Group 3 aircraft, the full group rating;
 - (iii) for Group 4 aircraft, the full group rating.
 - For category B3, the relevant rating is ‘piston-engine non-pressurised aeroplanes of 2 000 kg MTOM and below’.
 - For category L, the relevant aircraft ratings are the following:
 - (i) for subcategory L1C, the rating ‘composite sailplanes’;
 - (ii) for subcategory L1, the rating ‘sailplanes’;
 - (iii) for subcategory L2C, the rating ‘composite powered sailplanes and composite ELA1 aeroplanes’;
 - (iv) for subcategory L2, the rating ‘powered sailplanes and ELA1 aeroplanes’;
 - (v) for subcategory L3H, the rating ‘hot-air balloons’;
 - (vi) for subcategory L3G, the rating ‘gas balloons’;
 - (vii) for subcategory L4H, the rating ‘hot-air airships’;
 - (viii) for subcategory L4G, the rating ‘ELA2 gas airships’;
 - (ix) for subcategory L5, the appropriate airship type rating.
 - For category A, no rating is required, subject to compliance with the requirements of point [145.A.35](#) of [Annex II \(Part-145\)](#).
- (b) The endorsement of aircraft type ratings requires the satisfactory completion of one of the following:
- the relevant category B1, B2 or C aircraft type training in accordance with [Appendix III to Annex III \(Part-66\)](#);
 - in the case of gas airship type ratings on a B2 or L5 licence, a type training approved by the competent authority in accordance with point [66.B.130](#).
- (c) For other than category C licences, in addition to the requirements of point (b), the endorsement of the first aircraft type rating within a given category/subcategory requires satisfactory completion of the corresponding on-the-job training. This on-the-job training shall comply with [Appendix III to Annex III \(Part-66\)](#), except in the case of gas airships, where it shall be directly approved by the competent authority.
- (d) By derogation from points (b) and (c), for Group 2 and 3 aircraft, aircraft type ratings may also be endorsed on a licence after completing the following steps:
- satisfactory completion of the relevant category B1, B2 or C aircraft type evaluation in accordance with [Appendix III](#) to this Annex (Part-66);
 - in the case of B1 and B2 category, demonstration of practical experience in the aircraft type. In that case, the practical experience shall include a representative cross section of maintenance activities relevant to the licence category.

In the case of a category C rating, for a person qualified through the academic route as referred to in point (a)(5) of point [66.A.30](#), the first relevant aircraft type evaluation shall be at the category B1 or B2 level.

- (e) For Group 2 aircraft:
- (i) the endorsement of manufacturer subgroup ratings for category B1 and C licence holders requires complying with the aircraft type rating requirements for at least two aircraft types from the same manufacturer, which combined are representative of the applicable manufacturer subgroup;
 - (ii) the endorsement of full subgroup ratings for category B1 and C licence holders requires complying with the aircraft type rating requirements for at least three aircraft types from different manufacturers, which combined are representative of the applicable subgroup;
 - (iii) the endorsement of manufacturer subgroup and full subgroup ratings for category B2 and B2L licence holders requires demonstration of practical experience which shall include a representative cross section of maintenance activities relevant to the licence category and to the applicable aircraft subgroup and, in the case of the B2L licence, relevant to the applicable system rating(s);
 - (iv) by derogation from point (e)(iii), the holder of a B2 or B2L licence, endorsed with a full subgroup 2b, is entitled to be endorsed with a full subgroup 2c.
- (f) For Group 3 and 4 aircraft:
- (i) the endorsement of the full Group 3 rating for category B1, B2, B2L and C licence holders and the endorsement of the full Group 4 rating for B2 and B2L licence holders require demonstration of practical experience, which shall include a representative cross section of maintenance activities relevant to the licence category and to Group 3 or 4, as applicable;
 - (ii) for category B1, unless the applicant provides evidence of appropriate experience, Group 3 rating shall be subject to the following limitations, which shall be endorsed on the licence:
 - pressurised aeroplanes,
 - metal-structure aeroplanes,
 - composite-structure aeroplanes,
 - wooden-structure aeroplanes,
 - aeroplanes with metal-tubing structure covered with fabric;
 - (iii) by derogation from point (f)(i), the holder of a B2L licence, endorsed with a full subgroup 2a or 2b, is entitled to be endorsed with Groups 3 and 4.
- (g) For the B3 licence:
- (i) the endorsement of the rating ‘piston engine non-pressurised aeroplanes of 2 000 kg MTOM and below’ requires demonstration of practical experience, which shall include a representative cross section of maintenance activities relevant to the licence category;
 - (ii) unless the applicant provides evidence of appropriate experience, the rating referred to in point (i) shall be subject to the following limitations, which shall be endorsed on the licence:
 - wooden-structure aeroplanes,
 - aeroplanes with metal-tubing structure covered with fabric,
 - metal-structure aeroplanes,

- composite-structure aeroplanes.
- (h) For all L licence subcategories, other than L5:
- (i) the endorsement of ratings requires demonstration of practical experience which shall include a representative cross section of maintenance activities relevant to the licence subcategory;
 - (ii) unless the applicant provides evidence of appropriate experience, the ratings shall be subject to the following limitations, which shall be endorsed on the licence:
 - (1) for ratings ‘sailplanes’ and ‘powered sailplanes and ELA1 aeroplanes’:
 - wooden-structure aircraft covered with fabric,
 - aircraft with metal-tubing structure covered with fabric,
 - metal-structure aircraft,
 - composite-structure aircraft,
 - (2) for the rating ‘gas balloons’:
 - other than ELA1 gas balloons; and
 - (3) if the applicant has only provided evidence of 1-year experience in accordance with the derogation contained in point [66.A.30\(a\)\(2b\)\(ii\)](#), the following limitation shall be endorsed on the licence:

‘complex maintenance tasks provided for in [Appendix VII to Annex I \(Part-M\)](#), standard changes provided for in point 21.A.90B of Annex I (Part 21) and points 21L.A.62 and 21L.A.102 of Annex Ib (Part 21 Light) to Regulation (EU) No 748/2012 and standard repairs provided for in point 21.A.431B of Annex I (Part 21) and in point 21L.A.202 or point 21L.A.222 of Annex Ib (Part 21 Light) to Regulation (EU) No 748/2012.’

GM1 66.A.45 Endorsement with aircraft ratings

ED Decision 2023/019/R

The following table shows a summary of the aircraft rating requirements contained in [66.A.45](#), [66.A.50](#) and [Appendix III to Part-66](#).

The table contains the following:

- The different aircraft groups.
- For each licence (sub)category, which ratings are possible (at the choice of the applicant):
 - Individual type ratings.
 - Full and/or Manufacturer (sub)group ratings
- For each rating option, which are the qualification options.
- For the B1.2 licence (Group 3 aircraft), the B3 licence (piston-engine non-pressurised aeroplanes of 2 000 kg MTOM and below) and the L licences, which are the possible limitations and ratings to be included in the licence if not sufficient experience can be demonstrated in those areas.

Note: OJT means ‘On-the-Job Training’ ([Appendix III to Part-66, Section 6](#)) and is only required for the first aircraft rating in the licence (sub)category.

Aircraft rating requirements			
Aircraft	B1/B3/L licence	B2/B2L licence	C licence
<u>Group 1 aircraft, except airships</u> - Complex motor-powered aircraft. - Multiple-engine helicopters. - Other than piston-engine aeroplanes certified above FL290. - Aircraft equipped with fly-by-wire. - Other aircraft when defined by the Agency.	(For B1) Individual TYPE RATING Type training: - Theory + examination - Practical + assessment PLUS OJT (for first aircraft in licence subcategory)	(For B2) Individual TYPE RATING Type training: - Theory + examination - Practical + assessment PLUS OJT (for first aircraft in licence subcategory)	Individual TYPE RATING Type training: - Theory + examination
<u>Group 1 airships</u>	(For L5 licence) Individual TYPE RATING Type training: - Theory + examination - Practical + assessment PLUS OJT (for first aircraft in licence subcategory)	(For B2) Individual TYPE RATING Type training: - Theory + examination - Practical + assessment PLUS OJT (for first aircraft in licence category)	Not applicable
<u>Group 2 aircraft</u> Subgroups: 2a: single turboprop aeroplanes (*) 2b: single turbine engine helicopters (*) 2c: single piston engine helicopters (*) (*) Except those classified in Group 1.	(For B1.1, B1.3, B1.4) Individual TYPE RATING (type training + OJT) or (type evaluation + practical experience) Full SUBGROUP RATING (type training + OJT) or (type evaluation + practical experience) on at least 3 aircraft representative of that subgroup Manufacturer SUBGROUP RATING (type training + OJT) or (type evaluation + practical experience) on at least 2 aircraft representative of that manufacturer subgroup	(For B2) Individual TYPE RATING (type training + OJT) or (type evaluation + practical experience) (For B2 and B2L) Full SUBGROUP RATING based on demonstration of practical experience Manufacturer SUBGROUP RATING based on demonstration of practical experience	Individual TYPE RATING type training or type evaluation Full SUBGROUP RATING type training or type evaluation on at least 3 aircraft representative of that subgroup Manufacturer SUBGROUP RATING type training or type evaluation on at least 2 aircraft representative of that manufacturer subgroup

Aircraft rating requirements			
Aircraft	B1/B3/L licence	B2/B2L licence	C licence
<p><u>Group 3 aircraft</u></p> <p>Piston engine aeroplanes (except those classified in Group 1)</p>	<p>(For B1.2)</p> <p>Individual TYPE RATING (type training + OJT) or (type evaluation + practical experience)</p> <p>Full GROUP 3 RATING based on demonstration of practical experience Limitations:</p> <ul style="list-style-type: none"> - Pressurised aeroplanes - Metal aeroplanes - Composite aeroplanes - Wooden aeroplanes - Metal tubing and fabric aeroplanes 	<p>(For B2)</p> <p>Individual TYPE RATING (type training + OJT) or (type evaluation + practical experience)</p> <p>(For B2 and B2L)</p> <p>Full GROUP 3 RATING based on demonstration of appropriate experience</p>	<p>Individual TYPE RATING type training or type evaluation</p> <p>Full GROUP 3 RATING based on demonstration of practical experience</p>
<p><u>Piston-engine non-pressurised aeroplanes of 2 000 kg MTOM and below</u></p>	<p>(For B3)</p> <p>FULL RATING "Piston-engine non-pressurised aeroplanes of 2 000 kg MTOM and below" based on demonstration of practical experience Limitations:</p> <ul style="list-style-type: none"> - Metal aeroplanes - Composite aeroplanes - Wooden aeroplanes - Metal tubing & fabric aeroplanes 	<p>This rating cannot be endorsed on a B2/B2L licence. These aircraft are already covered by the endorsement of ratings for Group 3 aircraft (see box above)</p>	<p>This rating cannot be endorsed on a C licence. These aircraft are already covered by the endorsement of ratings for Group 3 aircraft (see box above)</p>
<p><u>Group 4 aircraft:</u></p> <p>Sailplanes, powered sailplanes, balloons and airships other than those in Group 1</p>	<p>(For all L subcategories, except L5)</p> <ul style="list-style-type: none"> - For L1C: 'composite sailplanes' rating, - For L1: 'sailplanes' rating, - For L2C: 'composite powered sailplanes and composite ELA1 aeroplanes' rating, - For L2: 'powered sailplanes and ELA1 aeroplanes' rating, - For L3H: 'hot-air balloons' rating, - For L3G: 'gas balloons' rating, - For L4H: 'hot-air airships' rating, - For L4G: 'ELA2 gas airships' rating, <p>all based on demonstration of practical experience Limitations: see 66.A.45(h)</p>	<p>(For B2 and B2L)</p> <p>Full GROUP 4 RATING based on demonstration of practical experience</p>	<p>Not applicable</p>

GM 66.A.45(b) Endorsement with aircraft ratings

ED Decision 2020/002/R

An aircraft type rating includes all the aircraft models/variants listed in column 2 of [Appendix I to AMC to Part-66](#).

When a person already holds a type rating on the licence and such type rating is amended in the [Appendix I to AMC to Part-66](#) in order to include additional models/variants, there is no need for additional type training for the purpose of amending the type rating in the licence. The rating should be amended to include the new variants, upon request by the applicant, without additional requirements. However, it is the responsibility of the licence holder and, if applicable, the maintenance organisation where he/she is employed to comply with [66.A.20\(b\)3](#), [145.A.35\(a\)](#), [M.A.607\(a\)](#), and [CAO.A.040](#) as applicable, before he/she exercises certification privileges.

Similarly, type training courses covering certain, but not all the models/variants included in a type rating, are valid for the purpose of endorsing the full type rating.

AMC 66.A.45(d);(e)3;(f)1;(g)1;(h) Endorsement with aircraft ratings

ED Decision 2019/009/R

1. The 'practical experience' should cover a representative cross section including at least:
 - for categories B1, B2, B2L and B3: 50 % of the tasks contained in [Appendix II](#) to the AMC relevant to the licence category and to the applicable aircraft type ratings or aircraft (sub)group ratings being endorsed;
 - for category L:
 - in the subcategories L1, L1C, L2 or L2C: 50 % as in the paragraph related to B1, B2, B2L or B3;
 - in the subcategories L3H and L3G for 'Balloons' or L4H, L4G and L5 for 'Airships', 80 % of the tasks should be demonstrated, and should include the tasks identified with an asterisk (*) in the Appendix;

This experience should cover tasks from each paragraph of the Appendix II list. Other tasks than those in the Appendix II may be considered as a replacement when they are relevant. In the case of (sub)group ratings, this experience may be shown by covering one or several aircraft types of the applicable (sub)group and may include experience on aircraft classified in group 1, 2 and/or 3 as long as the experience is relevant. The practical experience should be obtained under the supervision of authorised certifying staff.

2. In the case of endorsement of individual type ratings for Group 2 and Group 3 aircraft, for the second aircraft type of each manufacturer (sub)group the practical experience should be reduced to 30% of the tasks contained in [Appendix II](#) to AMC relevant to the licence category and to the applicable aircraft type. For subsequent aircraft types of each manufacturer (sub)group this should be reduced to 20%.
3. Practical experience should be demonstrated by the submission of records or a log book showing the Appendix II tasks performed by the applicant. Typical data to be recorded are similar to those described in [AMC 66.A.20\(b\)2](#).

AMC 66.A.45(e) Endorsement with aircraft ratings

ED Decision 2015/029/R

1. For the granting of manufacturer subgroup ratings for Group 2 aircraft, for B1 and C licence holders, the sentence ‘at least two aircraft types from the same manufacturer which combined are representative of the applicable manufacturer subgroup’ means that the selected aircraft types should cover the technologies relevant to the manufacturer subgroup in the following areas:

- Flight control systems (mechanical controls/hydraulically powered controls / electromechanically powered controls); and
- Avionic systems (analogue systems / digital systems); and
- Structure (manufactured of metal / composite / wood).

In cases where there are very different aircraft types within the same manufacturer subgroup, it may be necessary to cover more than two aircraft types to ensure adequate representation.

For this purpose it may be possible to use aircraft types from the same manufacturer classified in Group 1 as long as the selected aircraft belong to the same licence subcategory for which the rating will be endorsed.

2. For the granting of full subgroup ratings for Group 2 aircraft, for B1 and C licence holders, the sentence ‘at least three aircraft types from different manufacturers which combined are representative of the applicable subgroup’ means that the selected aircraft types should cover all the technologies relevant to the manufacturer subgroup in the following areas:

- Flight control systems (mechanical controls/hydraulically powered controls / electromechanically powered controls); and
- Avionic systems (analogue systems / digital systems); and
- Structure (manufactured of metal / composite / wood).

In cases where there are very different aircraft types within the same subgroup, it may be necessary to cover more than three aircraft types to ensure adequate representation.

For this purpose it may be possible to use aircraft types from different manufacturers classified in Group 1 as long as the selected aircraft belong to the same licence subcategory for which the rating will be endorsed.

3. For manufacturer subgroup ratings, the term ‘manufacturer’ means the TC holder defined in the certification data sheet, which is reflected in the list of type ratings in [Appendix I to AMC to Part-66](#).

In the case of an aircraft rating where the type rating refers to a TC holder made of a combination of two manufacturers which produce a similar aircraft (i.e. AGUSTA / BELL HELICOPTER TEXTRON or any case of aircraft similarly built by another manufacturer) this combination should be considered as one manufacturer.

As a consequence:

- When a licence holder gets a manufacturer type or a manufacturer subgroup rating made of a combination of manufacturers, it covers the combination of such manufacturers.
- When a licence holder who intends to endorse a full subgroup rating selects three aircraft from different manufacturers, this means from different combinations of manufacturers as applicable.

GM1 66.A.45(h)(ii) Endorsement with aircraft ratings

ED Decision 2023/019/R

For subcategories L1 and L2, it is possible to endorse the corresponding ratings with limitations depending on the type of structures covered by the experience gained.

For subcategory L3G, it is possible to endorse the rating 'gas balloons' with a limitation to 'other than ELA1 gas balloons' if the experience gained only covers ELA1 gas balloons.

However, the limitations referred to in [66.A.45\(h\)\(ii\)](#) do not apply for subcategories L1C, L2C, L3H, L4H and L4G. The ratings on these licences can only be obtained after demonstration of the appropriate experience representative of the full scope of the licence subcategory.

66.A.50 Limitations

Regulation (EU) 2018/1142

- (a) Limitations introduced on an aircraft maintenance licence are exclusions from the certification privileges and, in the case of limitations referred to in point [66.A.45](#), they affect the aircraft in its entirety.
- (b) For limitations referred to in point [66.A.45](#), limitations shall be removed upon:
 - 1. demonstration of appropriate experience; or
 - 2. after a satisfactory practical assessment performed by the competent authority.
- (c) For limitations referred to in point [66.A.70](#), limitations shall be removed upon satisfactory completion of examination on those modules/subjects defined in the applicable conversion report referred to in point [66.B.300](#).

AMC 66.A.50(b) Limitations

ED Decision 2020/002/R

- 1. The appropriate experience required to remove the limitations referred to in [66.A.45\(f\),\(g\) and \(h\)](#) should consist of the performance of a variety of tasks appropriate to the limitations under the supervision of authorised certifying staff. This should include the tasks required by a scheduled annual inspection. Alternatively, this experience may also be gained, if agreed by the competent authority, by theoretical and practical training provided by the manufacturer, as long as an assessment is further carried out and recorded by this manufacturer.
- 2. It is acceptable to have this experience in just one aircraft type, provided this type is representative of the (sub)group in relation to the limitation being removed.
- 3. It is acceptable that this experience is gained in aircraft not covered by the Basic Regulation, provided that this experience is relevant and representative of the corresponding (sub)group. An example could be the experience required to remove a limitation such as 'aircraft with metal tubing structure covered with fabric', which may be gained in ultralight aircraft (Annex I aircraft).
- 4. The application for the limitation removal should be supported by a record of experience signed by the authorised certifying staff or by an assessment signed by the manufacturer after completion of the applicable theoretical and practical training.

66.A.55 Evidence of qualification

Regulation (EU) No 1321/2014

Personnel exercising certification privileges as well as support staff shall produce their licence, as evidence of qualification, within 24 hours upon request by an authorised person.

66.A.70 Conversion provisions

Regulation (EU) 2018/1142

- (a) The holder of a certifying staff qualification valid in a Member State, prior to the date of entry into force of [Annex III \(Part-66\)](#) shall be issued an aircraft maintenance licence by the competent authority of this Member State without further examination subject to the conditions specified in [Section B Subpart D](#).
- (b) A person undergoing a certifying staff qualification process valid in a Member State, prior to the date of entry into force of [Annex III \(Part-66\)](#) may continue to be qualified. The holder of a certifying staff qualification gained following such process shall be issued an aircraft maintenance licence by the competent authority of this Member State without further examination subject to the conditions specified in [Section B Subpart D](#).
- (c) Where necessary, the aircraft maintenance licence shall contain limitations in accordance with point [66.A.50](#) to reflect the differences between:
 - (i) the scope of the certifying staff qualification valid in the Member State before the entry into force of the applicable licence category or subcategory provided for in this Annex (Part-66);
 - (ii) the basic knowledge requirements and the basic examination standards laid down in [Appendices I and II to this Annex \(Part-66\)](#).
- (d) By derogation from point (c), for aircraft not used by licenced air carriers in accordance with Regulation (EC) No 1008/2008, other than complex motor-powered aircraft, and for balloons, sailplanes, motor-powered sailplanes and airships, the aircraft maintenance licence shall contain limitations in accordance with point [66.A.50](#) to ensure that the certifying staff privileges valid in the Member State before the entry into force of the applicable Part-66 licence category/subcategory and those of the converted Part-66 aircraft maintenance licence remain the same.

GM 66.A.70 Conversion provisions

ED Decision 2019/009/R

1. As described in point [66.A.70](#), the conversion provisions apply to the holder of a certifying staff qualification valid in a Member State prior to the date of entry into force of [Annex III \(Part-66\)](#). The sentence ‘the holder of a certifying staff qualification valid in a Member State’ means any person who had a qualification valid in that Member State allowing that person the performance of activities identical to the privileges of ‘certifying staff’ contained in Regulation (EU) 1321/2014. This means that the signature of that person was sufficient to declare that the maintenance had been properly performed and the aircraft was ready for service and fit for flight in respect to such maintenance.

This should not be mistaken with the responsibilities linked to the airworthiness review, which was performed at different periods (typically varying from 6 months to 3 years) in the national systems. This is an activity which is performed at very specific points of time and not after every maintenance activity. Since an airworthiness review (or equivalent term used in the

national systems) is not performed after every maintenance event before the aircraft takes flight, an airworthiness review cannot be considered as a maintenance release. This means that the conversion provisions described in [66.A.70](#) are not applicable to persons performing airworthiness review functions unless their signature was required after every maintenance event before the aircraft can take flight.

2. The conversion applies to ‘certifying staff qualifications’ such as, for example:
 - holding a national licence (or completed the process to obtain such a national licence);
 - having completed a qualification process defined by the competent authority, or equivalent body under the national system, to become certifying staff;
 - having completed the qualification requirements for certifying staff within a maintenance organisation, as defined in their procedures.

This does not mean that in order to be entitled to a conversion process, the applicant has to be exercising certification privileges. A person may hold a ‘certifying staff qualification’ while not having certification privileges (or while exercising very limited certification privileges below his/her qualification) for different reasons such as, for example, the following:

- The person is working as ‘support staff’ in the base maintenance environment;
- The person has been authorised only for a very limited range of tasks (lower than what he/she would be entitled if his/her qualification is considered) since the person is working in a line station where the scope of tasks is very limited;
- The person holds a licence with a wider scope than the scope of the organisation where he/she is employed;
- The person is working outside the aviation industry or is temporarily on leave due to different reasons (medical, personal, etc).

These persons are entitled to have the conversion performed in accordance with the full scope of their qualification and the full privileges that they would be entitled to hold on the basis of such qualification.

3. As described in point [66.A.70](#), certifying staff qualifications eligible for conversion are those valid ‘prior to the date of entry into force of Annex III (Part-66)’, which means those qualifications valid before the following dates:
 - 28 September 2005 for aircraft above 5 700 kg MTOM;
 - 28 September 2006 for aircraft of 5 700 kg MTOM and below.

Nevertheless, since the B3, B2L and L licences did not exist at those dates, certifying staff qualifications eligible for conversion to a B3, B2L and L licence are those valid before the competent authority had the obligation to start issuing such licences, which means the following:

- for the B3 licence, those qualifications valid before 28 September 2012;
- for the B2L licence, those qualifications valid before 5 March 2019;
- for the L licence, those qualifications valid before 1 October 2019.

4. Although only those certifying staff qualifications gained prior to the dates indicated above are eligible for conversion, this does not mean that the application for conversion has to be

submitted prior to those dates. The applicant is entitled to have the conversion performed irrespective of when he/she applies for conversion.

5. A certifying staff qualification can be subject to more than one conversion process and can also be converted to more than one licence (sub)category (with any applicable limitations). This could be the case, for example, of a person who already had the certifying staff qualification converted in the past to a B1.2 licence with limitations linked to some missing elements of the [Part-66 Appendix I](#) and [II](#) standard (following [66.A.70\(c\)](#)). This person would be entitled to apply and have his/her certifying staff qualification converted to a B1.2 or a B3 or L licence on the basis of [66.A.70\(d\)](#), which would mean no need to compare with the [Part-66 Appendix I, II](#) or [VII](#) standard, introducing only those limitations required in order to maintain the existing privileges.

GM 66.A.70(c) Conversion provisions

ED Decision 2015/029/R

For example, a limitation could be where a person holds a pre-existing certifying staff qualification which covered, to the standard of [Part-66 Appendix I](#) and [II](#), all the modules/subjects corresponding to the B1 licence except for electrical power systems. This person would be issued a [Part-66](#) aircraft maintenance licence in the B1 category with a limitation (exclusion) on electrical power systems.

For removal of limitations, refer to [66.A.50\(c\)](#).

GM 66.A.70(d) Conversion provisions

ED Decision 2023/013/R

For aircraft not used by air carriers licensed in accordance with Regulation (EC) No 1008/2008 other than complex motor-powered aircraft, an example of limitations could be where a person holds a pre-[Part-66](#) qualification which covered privileges to release work performed on aircraft structures, powerplant, mechanical and electrical systems but excluded privileges on aircraft equipped with turbine engine, aircraft above 2 000 kg MTOM, pressurised aircraft and aircraft equipped with retractable landing gear. This person would be issued with a Part-66 aircraft maintenance licence in the B1.2 or B3 (sub)category with the following limitations (exclusions):

- aircraft used by air carriers licensed in accordance with Regulation (EC) No 1008/2008 (this limitation always exists);
- aircraft above 2 000 kg MTOM;
- pressurised aircraft;
- aircraft equipped with retractable landing gear.

Another example of limitations could be where a pilot-owner holds a pre-Part-66 qualification which covered privileges to release work performed on aircraft structures, powerplant, mechanical and electrical systems but limited to their own aircraft and limited to a particular aircraft type (for example, a Cessna 172). This pilot-owner would receive a Part-66 aircraft maintenance licence in the B1.2 or B3 (sub)category with the following limitations (exclusions):

- aircraft used by air carriers licensed in accordance with Regulation (EC) No 1008/2008 (this limitation always exists);
- aircraft other than a Cessna 172;
- aircraft not owned by the licence holder.

One more example would be the case where a person holds a pre-Part-66 qualification that covers privileges to release work on composite and metal sailplanes and powered sailplanes, covering aircraft structures, powerplant, mechanical and electrical systems. This person would be issued a Part-66 aircraft maintenance licence in the L2 subcategory, with the following limitations (exclusions):

- ELA1 aeroplanes;
- wooden-structure aircraft covered with fabric;
- aeroplanes with metal-tubing structure covered with fabric.

And one more example would be the case where a person holds a pre-Part-66 qualification that covers privileges to release work on composite sailplanes up to the annual inspection but not including complex maintenance tasks, repairs and changes. This person would be issued a Part-66 aircraft maintenance licence in the L1C subcategory, with the following limitations:

- complex maintenance tasks described in [Appendix VII to Annex I \(Part-M\)](#), standard changes described in point 21.A.90B of Part 21 or points 21L.A.62 or 21L.A.102 of Part 21 Light, and standard repairs described in point 21.A.431B of Part 21 or points 21L.A.202 or 21L.A.222 of Part 21 Light.

The essential aspect is that the limitations are established in order to maintain the privileges of the pre-Part-66 qualification without comparing the previous qualification with the standard of [Part-66 Appendix I and II](#).

For removal of limitations, refer to [66.A.50\(c\)](#).

SECTION B — PROCEDURES FOR COMPETENT AUTHORITIES

SUBPART A — GENERAL

66.B.1 Scope

Regulation (EU) No 1321/2014

This section establishes the procedures including the administrative requirements to be followed by the competent authorities in charge of the implementation and the enforcement of [Section A of this Annex \(Part-66\)](#).

66.B.2 Means of compliance

Regulation (EU) 2023/989

- (a) The Agency shall develop acceptable means of compliance (“AMC”) that may be used to establish compliance with Regulation (EU) 2018/1139 and its delegated and implementing acts.
- (b) Alternative means of compliance may be used to establish compliance with this Regulation.
- (c) Competent authorities shall inform the Agency of any alternative means of compliance used by persons under their oversight or by themselves for establishing compliance with this Regulation.

GM1 66.B.2 Means of compliance

ED Decision 2023/019/R

ALTERNATIVE MEANS OF COMPLIANCE — GENERAL

- (a) A competent authority may establish means to comply with the Regulation different from the AMC established by EASA.

In that case, the competent authority is responsible for demonstrating how this (these) alternative means of compliance (AltMoC) establish compliance with the Regulation.

- (b) AltMoC used by a competent authority may also be used by other competent authorities only if processed again in accordance with point [66.B.2](#).
- (c) AltMoC issued by the competent authority may cover the following cases:
 - AltMoC to be used by persons under the oversight of the competent authority and made available to these persons;
 - AltMoC to be used by the authority itself to discharge its responsibilities.

AMC1 66.B.2(b);(c) Means of compliance

ED Decision 2023/019/R

PROCESSING THE ALTERNATIVE MEANS OF COMPLIANCE

To meet the objective of points (b) and (c) of point [66.B.2](#):

- (a) the competent authority should establish the means to consistently evaluate over time that all the AltMoC used by itself or by the persons under its oversight allow for the establishment of compliance with the Regulation;

- (b) if the competent authority issues AltMoC for itself or for the persons under its oversight, it should:
 - (1) make them available to all relevant persons;
 - (2) notify the Agency as soon as the AltMoC is issued, including the information described in point (c) below;
- (c) the competent authority should provide the Agency with the following information:
 - (1) a summary of the AltMoC;
 - (2) the content of the AltMoC;
 - (3) a statement that compliance with the Regulation is achieved; and
 - (4) in support of that statement, an assessment demonstrating that the AltMoC reaches an acceptable level of safety, taking into account the level of safety provided by the corresponding EASA AMC.

All these elements describing the AltMoC form an integral part of the records to be kept in accordance with point [66.B.20](#).

GM1 66.B.2(b);(c) Means of compliance

ED Decision 2023/019/R

CASE WHERE THE REGULATION HAS NO CORRESPONDING EASA AMC

When there is no EASA AMC for a certain requirement in the Regulation, the competent authority may choose to develop national guides or other types of documents to help the persons under its oversight in complying with the Regulation. The competent authority may inform the Agency, so that such guides or other documents may later be considered for transposition into an AMC published by the Agency through the Agency rulemaking process.

66.B.10 Competent authority

Regulation (EU) No 1321/2014

- (a) General

The Member State shall designate a competent authority with allocated responsibilities for the issuance, continuation, change, suspension or revocation of aircraft maintenance licences.

This competent authority shall establish an adequate organisational structure to ensure compliance with this [Annex \(Part-66\)](#).
- (b) Resources

The competent authority shall be appropriately staffed to ensure the implementation of the requirements of this [Annex \(Part-66\)](#).
- (c) Procedures

The competent authority shall establish documented procedures detailing how compliance with this [Annex \(Part-66\)](#) is accomplished. These procedures shall be reviewed and amended to ensure continued compliance.

66.B.15 Information security management system

Regulation (EU) 2023/203

The competent authority shall establish, implement and maintain an information security management system in accordance with Annex I (Part-IS.AR) to Implementing Regulation (EU) 2023/203 in order to ensure the proper management of information security risks which may have an impact on aviation safety.

[Applicable from 22 February 2026 – Regulation (EU) 2023/203]

66.B.20 Record-keeping

Regulation (EU) No 1321/2014

- (a) The competent authority shall establish a system of record-keeping that allows adequate traceability of the process to issue, revalidate, change, suspend or revoke each aircraft maintenance licence.
- (b) These records shall include for each licence:
 1. the application for an aircraft maintenance licence or change to that licence, including all supporting documentation;
 2. a copy of the aircraft maintenance licence including any changes;
 3. copies of all relevant correspondence;
 4. details of any exemption and enforcement actions;
 5. any report from other competent authorities relating to the aircraft maintenance licence holder;
 6. the records of examinations conducted by the competent authority;
 7. the applicable conversion report used for conversion;
 8. the applicable credit report used for crediting.
- (c) Records referred to in points 1 to 5 of point (b) shall be kept at least 5 years after the end of the licence validity.
- (d) Records referred to in points 6, 7 and 8 of point (b) shall be kept for an unlimited period.

AMC 66.B.20 Record-keeping

ED Decision 2015/029/R

1. The record-keeping system should ensure that all records are accessible whenever needed within a reasonable time. These records should be organized in a consistent way throughout the competent authority (chronological, alphabetical order, etc.).
2. All records containing sensitive data regarding applicants or organisations should be stored in a secure manner with controlled access to ensure confidentiality of this kind of data.
3. All computer hardware used to ensure data backup should be stored in a different location from that containing the working data in an environment that ensures they remain in good condition. When hardware or software changes take place special care should be taken that all necessary data continues to be accessible at least through the full period specified in [66.B.20](#).

66.B.25 Mutual exchange of information

Regulation (EU) 2019/1383

- (a) The competent authorities shall participate in a mutual exchange of information in accordance with Article 72(1) of Regulation (EU) 2018/1139.
- (b) Without prejudice to the competencies of the Member States, in the case of a potential safety threat involving several Member States, the concerned competent authorities shall assist each other in carrying out the necessary oversight action.

66.B.30 Exemptions

Regulation (EU) 2019/1383

All exemptions granted in accordance with Article 71(1) of Regulation (EU) 2018/1139 shall be recorded and retained by the competent authority.

SUBPART B — ISSUE OF AN AIRCRAFT MAINTENANCE LICENCE

Regulation (EU) No 1321/2014

This Subpart provides the procedures to be followed by the competent authority to issue, change or continue an aircraft maintenance licence.

66.B.100 Procedure for the issue of an aircraft maintenance licence by the competent authority

Regulation (EU) 2018/1142

- (a) On receipt of [EASA Form 19](#) and any supporting documentation, the competent authority shall verify [EASA Form 19](#) for completeness and ensure that the experience claimed meets the requirement of this [Annex \(Part-66\)](#).
- (b) The competent authority shall verify an applicant's examination status and/or confirm the validity of any credits to ensure that all module requirements of [Appendix I](#) or [Appendix VII](#), as applicable, have been met as required by this Annex (Part-66).
- (c) When having verified the identity and date of birth of the applicant and being satisfied that the applicant meets the standards of knowledge and experience required by this [Annex \(Part-66\)](#), the competent authority shall issue the relevant aircraft maintenance licence to the applicant. The same information shall be kept on competent authority records.
- (d) In the case where aircraft types or groups are endorsed at the time of the issuance of the first aircraft maintenance licence, the competent authority shall verify compliance with point [66.B.115](#).

AMC 66.B.100 Procedure for the issue of an aircraft maintenance licence by the competent authority

ED Decision 2015/029/R

1. Applicants claiming the maximum reduction in [66.A.30\(a\)](#) total experience based upon successful completion of a [147.A.200](#) approved basic training course should include the [Part-147](#) certificate of recognition for approved basic training.
2. Applicants claiming reduction in [66.A.30\(a\)](#) total experience based upon successful completion of training considered relevant by the competent authority as a skilled worker in a technical trade, should include the relevant certificate of successful completion of training.
3. Applicants claiming credit against the [66.A.30\(a\)](#) total experience requirement by virtue of [66.A.30\(a\)](#) non-civil aircraft maintenance experience may only be granted such credit where the Member State has recognised such non-civil aircraft maintenance experience. The competent authority in recognising non-civil aircraft maintenance experience should have specified who within the non-civil environment may make a statement that the applicant has met relevant maintenance experience. The applicant should include a detailed statement of such maintenance experience signed by the non-civil maintenance authority in accordance with the conditions specified by the competent authority.
4. The competent authority should check that the experience record satisfies above paragraphs in terms of content and the countersigning signature.

AMC 66.B.100 to 115

ED Decision 2015/029/R

Aircraft type endorsement should use the standard codes contained in Appendix I to the AMCs.

GM 66.B.100 Procedure for the issue of an aircraft maintenance licence by the competent authority

ED Decision 2019/009/R

At the issue or renewal of a B2L licence:

- one or several system ratings; and
- one or several group/subgroup ratings,

should be endorsed on the licence ([EASA Form 26](#)).

A licences should be issued with a subcategory without type ratings.

B1, B2 and C licences may be issued without an aircraft type or group rating.

B2L licences may be issued without an aircraft type or group rating. The B2L licence should always be issued with at least one system rating. This is based on the demonstrated initial experience that at least should be sufficient to endorse one system rating.

B3 licences should be issued with the rating 'piston engine non-pressurised aeroplanes of 2 000 kg MTOM and below' endorsed as the experience requirement for the rating is at least covered by the 1, 2 or 3 years of experience for that category.

L licences should be issued with at least one subcategory and the relevant aircraft rating.

66.B.105 Procedure for the issue of an aircraft maintenance licence via a maintenance organisation approved in accordance with Annex II (Part-145) or Annex Vd (Part-CAO)

Regulation (EU) 2023/989

- (a) A maintenance organisation approved in accordance with [Annex II \(Part-145\)](#) or [Annex Vd \(Part-CAO\)](#), when authorised to carry out this activity by the competent authority, may (i) prepare the aircraft maintenance licence on behalf of the competent authority or (ii) make recommendations to the competent authority regarding the application from an individual for a aircraft maintenance licence so that the competent authority may prepare and issue such licence.
- (b) Maintenance organisations referred to in point (a) shall ensure compliance with points [66.B.100\(a\) and \(b\)](#).
- (c) In all cases, the aircraft maintenance licence can only be issued to the applicant by the competent authority.

AMC 66.B.105 Procedure for the issue of an aircraft maintenance licence via the Part-145 approved maintenance organisation

ED Decision 2022/011/R

1. The maintenance organisation approved under [Part-145](#) should include the procedure in the organisation's exposition (Chapter 3.21), and this procedure should be audited by the competent authority at least once in each 12-month period. This procedure should include a limitation stating that it is only applicable to the case where the competent authority for the [Part-145](#) approval and for the [Part-66](#) licence is the same.
2. The [Part-145](#) organisation should check that the experience records have been properly countersigned.
3. The maintenance organisation approved under Part-145 may keep the experience record of applicants in a different form from that of application [EASA Form 19](#) but such different form or manner should be acceptable to the competent authority.

66.B.110 Procedure for the change of an aircraft maintenance licence to include an additional basic category or subcategory

Regulation (EU) 2023/989

- (a) At the completion of the procedures specified in points [66.B.100](#) or [66.B.105](#), the competent authority shall endorse the additional basic category, subcategory or, for category B2L, system rating(s) on the aircraft maintenance licence by stamp and signature or shall reissue the licence.
- (b) The record system of the competent authority shall be changed accordingly.
- (c) Upon request by the applicant, the competent authority shall replace a licence in category B2L with a licence in category B2 endorsed with the same aircraft rating(s) when the holder has demonstrated both of the following:
 - (i) by examination the differences between the basic knowledge corresponding to the B2L licence held and the basic knowledge of the B2 licence, as set out in [Appendix I](#);
 - (ii) the practical experience required in [Appendix IV](#).
- (d) The experience and basic knowledge modules or partial modules required for adding a new licence category or subcategory to an existing licence issued in accordance with this Annex are outlined in the tables of [Appendix IV](#).

AMC 66.B.110 Procedure for the change of an aircraft maintenance licence to include an additional basic category or subcategory

ED Decision 2019/009/R

In the case of computer-generated licences, the licence should be reissued.

When the conditions set in the rule for extending a B2L licence to include the B2 category are met, the B2L licence should be replaced by a B2 licence.

The B2L licence replaced by a B2 licence should be retained by the competent authority.

66.B.115 Procedure for the change of an aircraft maintenance licence to include an aircraft rating or to remove limitations

Regulation (EU) 2018/1142

- (a) On receipt of a satisfactory [EASA Form 19](#) and any supporting documentation demonstrating compliance with the requirements of the applicable rating together with the accompanying aircraft maintenance licence, the competent authority shall either:
1. endorse the applicant's aircraft maintenance licence with the applicable aircraft rating; or
 2. reissue the said licence to include the applicable aircraft rating; or
 3. remove the applicable limitations in accordance with point [66.A.50](#).
- The competent authority record system shall be changed accordingly.
- (b) In the case where the complete type training is not conducted by maintenance training organisation appropriately approved in accordance with [Annex IV \(Part-147\)](#), the competent authority shall be satisfied that all type training requirements are complied with before the type rating is issued.
- (c) In the case where the On the Job Training is not required, the aircraft type rating shall be endorsed based on a Certificate of Recognition issued by a maintenance training organisation approved in accordance with Annex IV (part-147).
- (d) In the case where the aircraft type training is not covered by a single course, the competent authority shall be satisfied prior to the type rating endorsement that the content and length of the courses fully satisfy the scope of the licence category and that the interface areas have been appropriately addressed.
- (e) In the case of differences training, the competent authority shall be satisfied that (i) the applicant's previous qualification, supplemented by (ii) either a course approved in accordance with [Annex IV \(Part-147\)](#) or a course directly approved by the competent authority, are acceptable for type rating endorsement.
- (f) The competent authority shall ensure that compliance with the practical elements of the type training is demonstrated by one of the following:
- (i) by the provision of detailed practical training records or a logbook provided by the organisation which delivered the course directly approved by the competent authority in accordance with point [66.B.130](#);
 - (ii) where available, by a training certificate, covering the practical training element, issued by a maintenance training organisation appropriately approved in accordance with [Annex IV \(Part-147\)](#).
- (g) Aircraft type endorsement shall use the aircraft type ratings specified by the Agency.

AMC1 66.B.115 Procedure for the change of an aircraft maintenance licence to include an aircraft rating or to remove limitations

ED Decision 2023/019/R

- (a) Where the type training has not been conducted by a [Part-147](#) organisation, there should be supporting documents confirming to the competent authority that:
- The type training has been approved by the competent authority in accordance with [66.B.130](#),
 - the applicant has completed the elements of the approved type training; and
 - the trainee has been successfully examined/assessed.
- (b) Aircraft type training may be subdivided in airframe and/or powerplant and/or avionics/electrical systems type training courses.
1. Airframe type training course means a type training course including all relevant aircraft structure and electrical and mechanical systems excluding the powerplant.
 2. Powerplant type training course means a type training course on the bare engine, including the build-up to a quick engine change unit.
 3. The interface of the engine/airframe systems should be addressed by either airframe or powerplant type training course. In some cases, such as for general aviation, it may be more appropriate to cover the interface during the airframe course due to the large variety of aircraft that can have the same engine type installed.
 4. Avionics/electrical systems type training course means type training on avionics and electrical systems covered by but not necessarily limited to ATA Chapters 22, 23, 24, 25, 27, 31, 33, 34, 42, 44, 45, 46, 73 and 77 or equivalent.
- (c) For the acceptance of the OJT tasks and programme, the licensing competent authority should develop procedures compliant with [Section 6 of Appendix III to Part-66](#).

In the case where the licensing competent authority is different from the competent authority of the maintenance organisation which provides the OJT, the licensing authority may take into consideration the fact that the maintenance organisation may already have the OJT programme accepted by their own competent authority (directly approved or through Chapter 3.20 of the MOE, as described in [AMC1 145.A.70\(a\)](#)).

66.B.120 Procedure for the renewal of an aircraft maintenance licence validity

Regulation (EU) 2021/700

- (a) The competent authority shall compare the holder's aircraft maintenance licence with the competent authority records and verify any pending revocation, suspension or change action pursuant to point [66.B.500](#). If the documents are identical and no action is pending pursuant to point [66.B.500](#), the holder's copy shall be renewed for 5 years and the file endorsed accordingly.
- (b) If the competent authority records are different from the aircraft maintenance licence held by the licence holder:
1. the competent authority shall investigate the reasons for such differences and may choose not to renew the aircraft maintenance licence.

2. the competent authority shall inform the licence holder and any known maintenance organisation approved in accordance with Annex I (Part-M) Subpart F, Annex II (Part-145) or Annex Vd (Part-CAO) that may be directly affected by such fact.
3. the competent authority shall, if necessary, take action in accordance with point 66.B.500 to revoke, suspend or change the licence in question.

AMC 66.B.120 Procedure for the renewal of an aircraft maintenance licence validity

ED Decision 2022/011/R

The competent authority should not carry out any investigation to ensure that the licence holder is in current maintenance practice as this is not a condition for the renewal of a licence. Ensuring the continued validity of the certification privileges is a matter for the approved [Part-145](#) / M.A. Subpart F / Part-CAO maintenance organisation or the certifying staff in accordance with [M.A.801\(b\)1](#).

For the purpose of ensuring the continued validity of the certification privileges, the competent authority may, when periodically reviewing the organisations in accordance with [145.B.305](#), [M.B.604](#) or [CAO.B.055](#), or during on-the-spot checks, request the licence holder to provide documentary evidence of compliance with [66.A.20\(b\)](#) when exercising certification privileges.

66.B.125 Procedure for the conversion of licences including group ratings

Regulation (EU) 2018/1142

- (a) Individual aircraft type ratings already endorsed on the aircraft maintenance licence referred to in point 4 of [Article 5](#) shall remain on the licence and shall not be converted to new ratings unless the licence holder fully meets the requirements for endorsement defined in point [66.A.45](#) of this [Annex \(Part-66\)](#) for the corresponding group/sub-group ratings.
- (b) The conversion shall be performed in accordance with the following conversion table:
 1. for category B1 or C:
 - helicopter piston engine, full group: converted to ‘full subgroup 2c’ plus the aircraft type ratings for those single piston engine helicopters which are in Group 1;
 - helicopter piston engine, manufacturer group: converted to the corresponding ‘manufacturer subgroup 2c’ plus the aircraft type ratings for those single piston engine helicopters of that manufacturer which are in Group 1;
 - helicopter turbine engine, full group: converted to ‘full subgroup 2b’ plus the aircraft type ratings for those single turbine engine helicopters which are in Group 1;
 - helicopter turbine engine, manufacturer group: converted to the corresponding ‘manufacturer subgroup 2b’ plus the aircraft type ratings for those single turbine engine helicopters of that manufacturer which are in Group 1;
 - aeroplane single piston engine — metal structure, either full group or manufacturer group: converted to ‘full group 3’. For the B1 licence, the following limitations shall be included: composite-structure aeroplanes, wooden-structure aeroplanes, and metal-tubing and fabric aeroplanes;

-
- aeroplane multiple piston engines — metal structure, either full group or manufacturer group: converted to ‘full group 3’ plus the aircraft type ratings for those aeroplanes with multiple piston engines of the corresponding full/manufacturer group which are in Group 1. For the B1 licence, the following limitations shall be included: composite-structure aeroplanes, wooden-structure aeroplanes and metal-tubing and fabric aeroplanes;
 - aeroplane single piston engine — wooden structure, either full group or manufacturer group: converted to ‘full group 3’. For the B1 licence, the following limitations shall be included: pressurised aeroplanes, metal-structure aeroplanes, composite-structure aeroplanes and metal-tubing and fabric aeroplanes;
 - aeroplane multiple piston engines — wooden structure, either full group or manufacturer group: converted to ‘full group 3’. For the B1 licence, the following limitations shall be included: pressurised aeroplanes, metal-structure aeroplanes, composite-structure aeroplanes and metal-tubing and fabric aeroplanes;
 - aeroplane single piston engine — composite structure, either full group or manufacturer group: converted to ‘full group 3’. For the B1 licence, the following limitations shall be included: pressurised aeroplanes, metal-structure aeroplanes, wooden-structure aeroplanes and metal-tubing and fabric aeroplanes;
 - aeroplane multiple piston engines — composite structure, either full group or manufacturer group: converted to ‘full group 3’. For the B1 licence, the following limitations shall be included: pressurised aeroplanes, metal-structure aeroplanes, wooden-structure aeroplanes and metal-tubing and fabric aeroplanes;
 - aeroplane turbine — single engine, full group: converted to ‘full sub-group 2a’ plus the aircraft type ratings for those single turboprop aeroplanes which did not require an aircraft type rating in the previous system and are in Group 1;
 - aeroplane turbine — single engine, manufacturer group: converted to the corresponding ‘manufacturer subgroup 2a’ plus the aircraft type ratings for those single turboprop aeroplanes of that manufacturer which did not require an aircraft type rating in the previous system and are in Group 1;
 - aeroplane turbine — multiple engines, full group: converted to the aircraft type ratings for those aeroplanes with multiple turboprop engines which did not require an aircraft type rating in the previous system.
2. for category B2:
- aeroplane: converted to ‘full sub-group 2a’ and ‘full group 3’, plus the aircraft type ratings for those aeroplanes which did not require an aircraft type rating in the previous system and are in group 1,
 - helicopter: converted to ‘full sub-groups 2b and 2c’, plus the aircraft type ratings for those helicopters which did not require an aircraft type rating in the previous system and are in group 1;
3. for category C:
- aeroplane: converted to ‘full sub-group 2a’ and ‘full group 3’, plus the aircraft type ratings for those aeroplanes which did not require an aircraft type rating in the previous system and are in group 1,

- helicopter: converted to ‘full sub-groups 2b and 2c’, plus the aircraft type ratings for those helicopters which did not require an aircraft type rating in the previous system and are in group 1.
- (c) If the licence was subject to limitations following the conversion process referred to in point [66.A.70](#), these limitations shall remain on the licence, unless they are removed under the conditions defined in the relevant conversion report referred to in point [66.B.300](#).

66.B.130 Procedure for the direct approval of aircraft type training

Regulation (EU) 2023/989

- (a) In the case of type training for aircraft other than airships, the competent authority may approve aircraft type training not conducted by a maintenance training organisation approved in accordance with [Annex IV \(Part-147\)](#), pursuant to [point 1 of Appendix III to this Annex \(part-66\)](#). In such case, the competent authority shall have a procedure to ensure that the aircraft type training complies with [Appendix III to this Annex \(Part-66\)](#).
- (b) In the case of type training for airships in Group 1, the courses shall be directly approved by the competent authority in all cases. The competent authority shall have a procedure to ensure that the syllabus of the airship-type training covers all the elements contained in the maintenance data from the design approval holder (DAH) or the declarant of a declaration of design compliance.
- (c) The Certificate of Recognition (CoR) (EASA Form 149b) of [Appendix III to Annex IV \(Part-147\)](#) shall be used for the recognition of completion of either the theoretical elements, the practical elements or both the theoretical and practical elements of the type rating training course.

AMC 66.B.130 Procedure for the direct approval of aircraft type training

ED Decision 2019/009/R

In the case of type training for aircraft other than airships:

1. The procedure for the direct approval of type training courses by the competent authority should require that the following aspects are described by the organisation providing the training:
 - The content and the duration of the theoretical and/or practical elements, as applicable, in accordance with [Appendix III to Part-66](#), including the Training Need Analysis (TNA);
 - The teaching methods and instructional equipment;
 - The material and documentation provided to the student;
 - The qualification of instructors, examiners and/or assessors, as applicable;
 - The examination and/or assessment procedure, as applicable. Further guidance about the assessment and the designated assessors is given in [Appendix III to AMC to Part-66](#).
 - The documentation and records to be provided to the student to justify the satisfactory completion of the training course and related examination/assessment. This should include not only a certificate of completion but enough documentation and records to justify that the content and duration approved has been met and that the examination/assessment has been successfully passed.

2. The above criteria apply to a full course as well as to a partial course such as the practical element of a type training course and its assessment.
3. The procedure should also indicate how the competent authority is going to audit the proper performance of the approved course.
4. The direct approval of aircraft type training should be done on a case by case basis and should not be granted for long term periods, since it is not a privilege of the organisation providing the training.

66.B.135 Procedure for the approval of multimedia-based training (MBT) courses

Regulation (EU) 2023/989

The competent authority, whenever it approves courses, including multimedia-based training (MBT) courses, which are delivered in a physical environment or virtual environment or both, shall verify that the aircraft basic training and the aircraft type training comply with [Appendix I](#) and [Appendix III](#) respectively.

The approval procedure shall include the principles and criteria of [Appendix IX](#).

SUBPART C — EXAMINATIONS

Regulation (EU) No 1321/2014;

This Subpart provides the procedures to be followed for the examinations conducted by the competent authority.

66.B.200 Examination by the competent authority

Regulation (EU) 2023/989

- (a) All examination questions shall be kept in a secure manner prior to an examination, to ensure that candidates will not know which particular questions will form the basis of the examination.
- (b) The competent authority shall nominate:
 - 1. persons who control the questions to be used for each examination;
 - 2. examiners who shall be present during all examinations to ensure the integrity of the examination.
- (c) Basic examinations shall follow the standard specified in [Appendices I](#) and [II](#) or in [Appendices VII](#) and [VIII](#) as applicable.

The Certificate of Recognition (CoR) (EASA Form 148b) of [Appendix III to Annex IV \(Part-147\)](#) shall be used to attest completion of basic examinations.
- (d) Type training examinations and type evaluations shall follow the standard specified in [Appendix III](#).

The Certificate of Recognition (CoR) (EASA Form 149b) of [Appendix III to Annex IV \(Part-147\)](#) shall be used to attest completion of aircraft type training or type evaluations.
- (e) New essay questions shall be raised at least every 6 months and questions already used withdrawn or rested from use. A record of the questions used shall be retained in the records for reference.
- (f) All examination papers shall be handed out at the start of the examination to the candidate and handed back to the examiner at the end of the allotted examination time period. No examination paper may be removed from the examination room during the allotted examination time period.
- (g) Apart from specific documentation needed for type evaluations, only the examination documents may be available to the candidate during the evaluation.
- (h) Examination candidates shall be separated from each other so that they cannot read each other's examination papers. They may not speak to any person other than the examiner.
- (i) Candidates who are proven to be cheating shall be banned from taking any further examination within 12 months of the date of the examination in which they were found cheating.

GM 66.B.200 Examination by the competent authority

ED Decision 2020/002/R

1. Questions may be prepared in the national language but the use of aviation English is recommended wherever possible.
2. The primary purpose of essay questions is to determine that the candidate can express themselves in a clear and concise manner and can prepare a concise technical report for the maintenance record, which is why only a few essay questions are required.
3. Oral type questions may not be used as the primary means of examination because of the difficulty in establishing consistency of standards between examiners or day-to-day.

However, nothing prevents the competent authority from meeting potential certifying staff for the purpose of ensuring they understand their obligations and responsibilities in the application of maintenance Parts.

4. For pass mark purposes, the essay questions should be considered as separate from the multiple choice questions.
5. Multiple choice question (MCQ) generation.

The following principles should be observed when developing multiple choice question:

- (a) The examination should measure clearly formulated goals. Therefore the field and depth of knowledge to be measured by each question should be fully identified.
- (b) All the questions should be of the multiple choice type with three alternative answers.
- (c) Questions that require specialised knowledge of specific aircraft types should not be asked in a basic licence examination.
- (d) The use of abbreviations and acronyms should generally be avoided. However where needed, only internationally recognised abbreviations and acronyms should be used. In case of doubt use the full form, e.g. angle of attack = 12 degrees instead of $a = 12^\circ$.
- (e) Questions and answers should be formulated as simply as possible: the examination is not a test of language. Complex sentences, unusual grammar and double negatives should be avoided.
- (f) A question should comprise one complete positive proposition. No more than 3 different statements should appear among the suggested responses otherwise the candidate may be able to deduce the correct answer by eliminating the unlikely combinations of statements.
- (g) Questions should have only one true answer.
- (h) The correct answer should be absolutely correct and complete or, without doubt, the most preferable. Responses that are so essentially similar that the choice is a matter of opinion rather than a matter of fact should be avoided. The main interest in MCQs is that they can be quickly performed: this is not achieved if doubt exists about the correct answer.
- (i) The incorrect alternatives should seem equally plausible to anyone ignorant of the subject. All alternatives should be clearly related to the question and of similar vocabulary, grammatical structure and length. In numerical questions, the incorrect answers should correspond to procedural errors such as corrections applied in the wrong sense or incorrect unit conversions: they should not be mere random numbers.

-
- (j) Calculators are not allowed during examination. Therefore all calculations should be feasible without a calculator. Where a question involves calculations not feasible without a calculator, such as $\sqrt{10}$, then the question should specify the approximate value of $\sqrt{10}$.
- (k) Questions should be in accordance with Part-66 examination syllabus ([Appendix I](#) and [Appendix VII](#)).
6. Essay question generation
- (a) The purpose of the essay is to allow the competent authority to determine if candidates can express themselves in a clear and concise manner in the form of a written response, in a technical report format using the technical language of the aviation industry. The essay examination also allows to assess, in part, the technical knowledge retained by the individual and with a practical application relevant to a maintenance scenario.
- (b) Questions should be written so as to be broad enough to be answered by candidates for any A or B licence category or subcategories and comply with the following general guidelines:
- the question topic selected should be generic, applicable to mechanical as well as avionic licence categories and have a common technical difficulty level as indicated in Part-66 [Appendix I](#) or [Appendix VII](#);
 - cover technology applicable to most areas of aircraft maintenance;
 - reflects common working practices;
 - it is not type- or manufacturer-specific and avoids subjects which are rarely found in practice;
 - when drafting a question, there is need to ensure consideration is given to the limited practical experience that most candidates will have.
- (c) To make the questions and the marking procedures are as consistent as possible, each question and model answer, with the required key areas required (see below), should be reviewed independently by at least 2 technical staff members.
- (d) When raising questions the following should be considered:
- Each essay question will have a time allowance of 20 minutes.
 - A complete A4 side is provided for each question and answer, if required the answer can be extended onto the reverse side of the page.
 - The question should be such that the answer expected will be at the level shown for that subject in the module syllabus.
 - The question should not be ambiguous but should seek a broad reply rather than be limited in scope for answer.
 - The question should lend itself to be written in a technical report style, in a logical sequence (beginning, middle and end), containing the applicable and relevant technical words needed in the answer.
 - Do not ask for drawings/sketches to support the essay.

- The question should be relevant to the category and level of difficulty listed in the syllabus, e.g. a description of a typical general aviation system may not be acceptable for a typical commercial aeroplane.
- Subject to obvious constraints in relation to the topic being addressed the question should have a strong bias towards the practical maintenance of a system/component and the answer should show an understanding of normal and deteriorated conditions of an aircraft and its systems.

Variations on alternative possible answers which have not been thought of, may have to be taken into account to aid the examiner when marking. If considered relevant, the model answer should be amended to include these new points.

- (e) Because of the difficulty in marking an essay answer using key points only, there is a need for the way in which the report was written to be assessed and taken into consideration.
- (f) The total points for each question will add up to 100 and will need to reflect both the combination of the technical (key point) element and the report style element.
- (g) Each key point will be graded upon its importance and have point weighting allocated to it. The total weight will represent 60% of the mark.
- (h) Key points are the 'important elements' that may be knowledge or experience-based and will include other maintenance orientated factors such as relevant safety precautions or legislative practices if applicable. Excessive reference to the need for MM referral or safety checks may be considered wasteful.
- (i) The question answer will be analysed for the clarity and manner in which the essay report is presented and have a weighting allocated to it which will represent 40% of the mark.
- (j) The answer should show the candidate's ability to express himself in technical language. This includes readability of the language, basic grammar and use of terminology.
- (k) The report starts in the beginning and has logical process to reach a conclusion.
- (l) Supporting diagrams should not be encouraged but if used should supplement the answer and not replace the need for a broad text answer.
- (m) The report should not be indexed, itemised or listed.
- (n) Within reason the candidate should not be penalised for incorrect spelling.
- (o) A zero mark should only be given in exceptional circumstances. Even if the student misunderstands the question and gives an answer to a different question, a sympathetic mark even if only for the report style should be given, this could up to the maximum percentage allowed.
- (p) The two allocated marks should be added together and written into the answer paper.
- (q) If a question answer resulting in a borderline failure is principally due to 'written report errors,' the paper should be discussed and the mark agreed if possible with another examiner.

SUBPART D — CONVERSION OF CERTIFYING STAFF QUALIFICATIONS

Regulation (EU) No 1321/2014

This Subpart provides the procedures for the conversion of certifying staff qualifications referred to in point [66.A.70](#) to aircraft maintenance licences.

66.B.300 General

Regulation (EU) No 1321/2014

- (a) The competent authority may only convert qualifications
 - (i) obtained in the Member State for which it is competent, without prejudice to bilateral agreements and
 - (ii) valid prior to the entry into force of the applicable requirements of this [Annex \(Part-66\)](#).
- (b) The competent authority may only perform the conversion in accordance with a conversion report established pursuant to points [66.B.305](#) or [66.B.310](#), as applicable.
- (c) Conversion reports shall be either
 - (i) developed by the competent authority or
 - (ii) approved by the competent authority to ensure compliance with this [Annex \(Part-66\)](#).
- (d) Conversion reports together with any change of these shall be kept on record by the competent authority in accordance with point [66.B.20](#).

GM 66.B.300 General

ED Decision 2015/029/R

As described in point [66.B.300](#), certifying staff qualifications eligible for conversion are those valid 'prior to the entry into force of the applicable requirements of this [Annex \(Part-66\)](#)', which means those qualifications valid before the following dates:

- 28 September 2005 for aircraft above 5 700 kg MTOM (ref. (EC) No 2042/2003, Article 7, point 3(e));
- 28 September 2006 for aircraft of 5 700 kg MTOM and below (ref. (EC) No 2042/2003, Article 7, point 3(f)).

Nevertheless, since the B3 licence did not exist at those dates, certifying staff qualifications eligible for conversion to a B3 licence are those valid before 28 September 2012, which is the date where the authority has been obliged to start issuing such licences in accordance with (EC) No 2042/2003, Article 7, point 3(h), item (i).

66.B.305 Conversion report for national qualifications

Regulation (EU) 2018/1142

- (a) The conversion report for national certifying staff qualifications shall describe the scope of each type of qualification, including the associated national licence, if any, the associated privileges and include a copy of the relevant national regulations defining these.

- (b) The conversion report shall show for each type of qualification referred to in point (a):
1. to which aircraft maintenance licence it will be converted; and
 2. which limitations shall be added in accordance with points [66.A.70\(c\) or \(d\)](#), as applicable; and
 3. the conditions to remove the limitations, specifying the module/subjects on which examination is needed to remove the limitations and obtain a full aircraft maintenance licence, or to include an additional (sub-) category. This shall include the modules defined in [Appendix I to this Annex \(Part-66\)](#) not covered by the national qualification.

AMC 66.B.305(a) Conversion report for national qualifications

ED Decision 2016/011/R

1. Conversion reports prepared on the basis of point [66.A.70\(c\)](#) should include a comparison between the scope of the national qualification (i.e., the national qualification requirements) and the scope of the [Part-66](#) licence qualification (i.e., the [Part-66](#) qualification requirements), which should be performed on the basis of a detailed analysis of the national and Part-66 basic qualification standards. The report should identify where a difference between the two standards exists and where such a difference would lead to a limitation on the Part-66 licence.
2. Conversion reports prepared on the basis of point [66.A.70\(d\)](#), which are limited to other-than-complex motor-powered aircraft not used by air carriers licensed in accordance with Regulation (EC) No 1008/2008 should include the privileges associated to the national qualification. The reports should identify which limitations are needed to the Part-66 licence in order to maintain these privileges.

GM 66.B.305(b)3 Conversion report for national qualifications

ED Decision 2015/029/R

As conversions performed on the basis of [66.A.70\(d\)](#) are aimed to maintain the privileges of the pre-existing national qualification, the limitations introduced on the [Part-66](#) licence are not linked to possible differences between the scope of the national qualification and the scope of the [Part-66](#) licence qualification. This conversion does not include such comparison.

This means that, in order to remove such limitations, full compliance with the conditions of Part-66 needs to be demonstrated.

66.B.310 Conversion report for approved maintenance organisations authorisations

Regulation (EU) No 1321/2014

- (a) For each approved maintenance organisation concerned, the conversion report shall describe the scope of each type of authorisation issued by the maintenance organisation and include a copy of the relevant approved maintenance organisation's procedures for the qualification and the authorisation of certifying staff on which the conversion process is based.
- (b) The conversion report shall show for each type of authorisation referred to in point (a):
1. to which aircraft maintenance licence it will be converted, and
 2. which limitations shall be added in accordance with points [66.A.70\(c\) or \(d\)](#), as applicable, and

3. the conditions to remove the limitations, specifying the module/subjects on which examination is needed to remove the limitations and obtain a full aircraft maintenance licence, or to include an additional (sub-) category. This shall include the modules defined in [Appendix III to this Annex \(Part-66\)](#) not covered by the national qualification.

AMC 66.B.310(a) Conversion report for approved maintenance organisations' authorisations

ED Decision 2020/002/R

1. Conversion reports prepared on the basis of point [66.A.70\(c\)](#) should include a comparison between the qualification required for each type of organisation authorisation and the scope of the [Part-66](#) licence qualification, which should be performed on the basis of a detailed analysis of the organisation and [Part-66](#) basic qualification standards. The report should identify where a difference between the two standards exists and where such a difference would lead to a limitation on the Part-66 licence.
2. Conversion reports prepared on the basis of point [66.A.70\(d\)](#), which are limited to other-than-complex motor-powered aircraft that are not used by air carriers licensed in accordance with Regulation (EC) No 1008/2008 should include the privileges associated to the organisation authorisation. The reports should identify which limitations are needed to the Part-66 licence in order to maintain these privileges.

GM 66.B.310(b)3 Conversion report for approved maintenance organisations authorisations

ED Decision 2015/029/R

As conversions performed on the basis of [66.A.70\(d\)](#) are aimed to maintain the privileges of the pre-existing organisation authorisations, the limitations introduced on the [Part-66](#) licence are not linked to possible differences between the qualification required for the organisation authorisation and the [Part-66](#) licence qualification. This conversion does not include such comparison.

This means that, in order to remove such limitations, full compliance with the conditions of Part-66 needs to be demonstrated.

SUBPART E — EXAMINATION CREDITS

Regulation (EU) 2023/989

This Subpart provides the procedures for granting examination credits referred to in point [66.A.25\(d\)](#).

66.B.400 General

Regulation (EU) 2023/989

- (a) The competent authority may only grant credit on the basis of a credit report prepared in accordance with point [66.B.405](#).
- (b) The credit report shall be either
 - (i) developed by the competent authority or
 - (ii) approved by the competent authority to ensure compliance with this [Annex \(Part-66\)](#).
- (c) Credit reports together with any change of these shall be dated and kept on record by the competent authority in accordance with point [66.B.20](#).
- (d) When an applicant refers to a credit report approved by another competent authority, the licencing authority shall consider such credit report and seek advice from the other authority for the use of the credit report.

GM1 66.B.400(d) General

ED Decision 2023/019/R

In the case of a person applying for the issue or change of an AML, by use of examination credits, to a competent authority of a Member State (hereafter referred to as licensing authority) other than the competent authority that has granted the examination credits (hereafter referred to as competent authority), the licensing authority is expected to contact the competent authority and request the examination credit assessment or the credit report or any other information and documentation it considers necessary in order to ascertain the equivalence of the syllabus of the technical qualification obtained by the applicant to the syllabus of the basic knowledge modules.

The competent authority is expected to provide the licensing authority with all the requested information regarding its examination crediting system and the applicant concerned.

Should the licensing authority observe any inconsistency in the provided documentation or have doubts regarding the equivalence of the technical qualification of the applicant to the syllabus of the basic knowledge modules, it is expected to address the competent authority and arrive at a mutual understanding.

The licensing authority is also expected to assess the application against its own credit report and equivalence criteria in order to ensure a standardised approach to the process of examination crediting, and fair treatment to all its applicants.

Unless proven that the examination credits granted by the competent authority were not in compliance with the provisions of the Regulation, or that a positive assessment of the applicant's documentation would hinder its own examination crediting system, the licensing authority is expected to consider the applicant's documentation as compliant.

The final decision regarding the consideration of the provided documents as valid supporting documentation in respect of point [66.B.100](#) or [66.B.110](#) rests with the licensing authority.

66.B.405 Examination credit report

Regulation (EU) 2023/989

- (a) The credit report shall include a comparison between the following:
- (i) the modules, submodules, subjects and knowledge levels contained in [Appendices I](#) or [VII](#) to this Annex (Part-66), as applicable;
 - (ii) the syllabus of the technical qualification concerned, relevant to the particular category being sought.

This comparison shall state whether compliance has been demonstrated and shall contain the justifications for each statement and the possible conditions or additional considerations, or both.

- (b) Credits for examinations, other than basic knowledge examinations carried out in maintenance training organisations approved in accordance with [Annex IV \(Part-147\)](#), can only be granted by the competent authority of the Member State in which the qualification has been obtained, unless a formal agreement exists with such competent authority advising otherwise.
- (c) No credit can be granted unless there is a statement of compliance for each module and submodule, indicating where the equivalent standard can be found in the technical qualification.
- (d) The competent authority shall check on a regular basis whether the following have changed:
- (i) the national qualification standard;
 - (ii) [Appendices I](#) or [VII](#) to this Annex (Part-66), as applicable.

The competent authority shall also assess if changes to the credit report are consequently required. Such changes shall be documented, dated and recorded.

66.B.410 Examination credit validity

Regulation (EU) 2018/1142

- (a) The competent authority shall notify to the applicant in writing any credits granted together with the reference to the credit report used.
- (b) Credits shall expire 10 years after they are granted.
- (c) Upon expiration of the credits, the applicant may apply for new credits. The competent authority shall extend the validity of the credits for an additional period of 10 years without further consideration if the basic knowledge requirements defined in [Appendices I](#) or [VII](#) to this Annex (Part-66), as applicable, have not been changed.

GM 66.B.410 Examination credit validity

ED Decision 2015/029/R

In the case of credits expired in accordance with [66.A.25\(d\)](#) and [66.B.410\(b\)](#), the new application for credits will lead to a reassessment in accordance with [66.B.405](#) and [66.B.410](#) only in those cases where the requirements contained in [Appendix I to Part-66](#) have changed. This may lead to a requirement for further examinations on particular modules/sub-modules/subjects.

SUBPART F — CONTINUING OVERSIGHT

Regulation (EU) No 1321/2014

This Subpart describes the procedures for the continuing oversight of the aircraft maintenance licence and in particular for the revocation, suspension or limitation of the aircraft maintenance licence.

66.B.500 Revocation, suspension or limitation of the aircraft maintenance licence

Regulation (EU) 2021/700

The competent authority shall suspend, limit or revoke the aircraft maintenance licence where it has identified a safety issue or if it has clear evidence that the person has carried out or been involved in one or more of the following activities:

1. obtaining the aircraft maintenance licence and/or the certification privileges by falsification of documentary evidence;
2. failing to carry out requested maintenance combined with failure to report such fact to the organisation or person who requested the maintenance;
3. failing to carry out required maintenance resulting from own inspection combined with failure to report such fact to the organisation or person for whom the maintenance was intended to be carried out;
4. negligent maintenance;
5. falsification of the maintenance record;
6. issuing a certificate of release to service knowing that the maintenance specified on the certificate of release to service has not been carried out or without verifying that such maintenance has been carried out;
7. carrying out maintenance or issuing a certificate of release to service when adversely affected by alcohol or drugs;
8. issuing certificate of release to service while not in compliance with this Regulation.

APPENDICES TO ANNEX III (PART-66)

Appendix I — Basic Knowledge Requirements (except for category L licence)

1. Knowledge levels for Category A, B1, B2, B2L, B3 and C aircraft maintenance licences

Regulation (EU) 2018/1142

Basic knowledge for categories A, B1, B2, B2L and B3 is indicated by knowledge levels (1, 2 or 3) of each applicable subject. Category C applicants shall meet either the category B1 or the category B2 basic knowledge levels.

The knowledge level indicators are defined on 3 levels as follows:

- *LEVEL 1: A familiarisation with the principal elements of the subject.*
Objectives:
 - (a) The applicant should be familiar with the basic elements of the subject.
 - (b) The applicant should be able to give a simple description of the whole subject, using common words and examples.
 - (c) The applicant should be able to use typical terms.
- *LEVEL 2: A general knowledge of the theoretical and practical aspects of the subject and an ability to apply that knowledge.*
Objectives:
 - (a) The applicant should be able to understand the theoretical fundamentals of the subject.
 - (b) The applicant should be able to give a general description of the subject using, as appropriate, typical examples.
 - (c) The applicant should be able to use mathematical formulae in conjunction with physical laws describing the subject.
 - (d) The applicant should be able to read and understand sketches, drawings and schematics describing the subject.
 - (e) The applicant should be able to apply his knowledge in a practical manner using detailed procedures.
- *LEVEL 3: A detailed knowledge of the theoretical and practical aspects of the subject and a capacity to combine and apply the separate elements of knowledge in a logical and comprehensive manner.*
Objectives:
 - (a) The applicant should know the theory of the subject and interrelationships with other subjects.
 - (b) The applicant should be able to give a detailed description of the subject using theoretical fundamentals and specific examples.
 - (c) The applicant should understand and be able to use mathematical formulae related to the subject.

- (d) The applicant should be able to read, understand and prepare sketches, simple drawings and schematics describing the subject.
- (e) The applicant should be able to apply his knowledge in a practical manner using manufacturer's instructions.
- (f) The applicant should be able to interpret results from various sources and measurements and apply corrective action where appropriate.

2. Modularisation

Regulation (EU) 2023/989

Qualification on basic subjects for each aircraft maintenance licence category or subcategory shall be in accordance with the following matrix, where applicable subjects are indicated by an 'X', while 'n/a' means that the subject module is neither applicable nor required.

Subject module	B1.1 A1	B1.2 A2	B1.3 A3	B1.4 A4	B3	B2	B2L	C
	Turbine engine	Piston engine	Turbine engine	Piston engine	Piston-engine non-pressurised aeroplanes MTOM ≤ 2 t			
1. MATHEMATICS	X	X	X	X	X	X	X	X
2. PHYSICS	X	X	X	X	X	X	X	X
3. ELECTRICAL FUNDAMENTALS	X	X	X	X	X	X	X	X
4. ELECTRONICS FUNDAMENTALS	X (n/a for A1)	X (n/a for A2)	X (n/a for A3)	X (n/a for A4)	X	X	X	X
5. DIGITAL TECHNIQUES/ELECTRONIC INSTRUMENT SYSTEMS	X	X	X	X	X	X	X	X
6. MATERIALS AND HARDWARE	X	X	X	X	X	X	X	X
7. MAINTENANCE PRACTICES	X	X	X	X	X	X	X	X
8. BASIC AERODYNAMICS	X	X	X	X	X	X	X	X
9. HUMAN FACTORS	X	X	X	X	X	X	X	X
10. AVIATION LEGISLATION	X	X	X	X	X	X	X	X
11. AEROPLANE AERODYNAMICS, STRUCTURES AND SYSTEMS	X	X	n/a	n/a	X	n/a	n/a	11, 15 & 17 as B1.1

Subject module	B1.1 A1	B1.2 A2	B1.3 A3	B1.4 A4	B3	B2	B2L	C
	Turbine engine	Piston engine	Turbine engine	Piston engine	Piston-engine non-pressurised aeroplanes MTOM ≤ 2 t			
12. HELICOPTER AERODYNAMICS, STRUCTURES AND SYSTEMS	n/a	n/a	X	X	n/a	n/a	n/a	or 11, 16 & 17 as B1.2 or
13. AIRCRAFT AERODYNAMICS, STRUCTURES AND SYSTEMS	n/a	n/a	n/a	n/a	n/a	X	X	12 & 15 as B1.3 or
14. PROPULSION	n/a	n/a	n/a	n/a	n/a	X	X	12 & 16 as B1.4 or
15. GAS TURBINE ENGINES	X	n/a	X	n/a	n/a	n/a	n/a	13 & 14 as B2
16. PISTON ENGINE	n/a	X	n/a	X	X	n/a	n/a	
17. PROPELLER	X	X	n/a	n/a	X	n/a	n/a	

MODULE 1. MATHEMATICS (Appendix I to Part-66)
Regulation (EU) 2023/989

MODULE 1. MATHEMATICS	LEVEL	
	A	B1 B2 B2L B3
1.1 Arithmetic	1	2
1.2 Algebra		
(a) Simple algebraic expressions;	1	2
(b) Equations.	—	1
1.3 Geometry		
(a) Simple geometrical constructions;	—	1
(b) Graphical representation;	2	2
(c) Trigonometry.	—	2

MODULE 2. PHYSICS (Appendix I to Part-66)

Regulation (EU) 2023/989

MODULE 2. PHYSICS	LEVEL	
	A B3	B1 B2 B2L
2.1 Matter	1	2
2.2. Mechanics		
2.2.1 Statics	1	2
2.2.2 Kinetics	1	2
2.2.3 Dynamics		
(a) Mass, force and energy;	1	2
(b) Momentum and conservation of momentum.	1	2
2.2.4 Fluid dynamics		
(a) Gravity and density;	2	2
(b) Viscosity; compressibility on fluids; static, dynamic, and total pressure.	1	2
2.3 Thermodynamics		
(a) Temperature;	2	2
(b) Heat.	1	2
2.4 Optics (light)	—	2
2.5 Wave motion and sound	—	2

MODULE 3. ELECTRICAL FUNDAMENTALS (Appendix I to Part-66)

Regulation (EU) 2023/989

MODULE 3. ELECTRICAL FUNDAMENTALS	LEVEL		
	A	B1 B2 B2L	B3
3.1 Electron theory	1	1	1
3.2 Static electricity and conduction	1	2	1
3.3 Electrical terminology	1	2	1
3.4 Generation of electricity	1	1	1
3.5 Sources of DC electricity	1	2	2
3.6 DC circuits	1	2	1
3.7 Resistance/resistor			
(a) Resistance;	—	2	1
(b) Resistors.	—	1	—
3.8 Power	—	2	1
3.9 Capacitance/capacitor	—	2	1
3.10 Magnetism			
(a) Theory of magnetism;	—	2	1
(b) Magnetomotive force.	—	2	1

MODULE 3. ELECTRICAL FUNDAMENTALS	LEVEL		
	A	B1 B2 B2L	B3
3.11 Inductance/inductor	—	2	1
3.12 DC motor/generator theory	—	2	1
3.13 AC theory	1	2	1
3.14 Resistive (R), capacitive (C) and inductive (L) circuits	—	2	1
3.15 Transformers	—	2	1
3.16 Filters	—	1	—
3.17 AC generators	—	2	1
3.18 AC motors	—	2	1

MODULE 4. ELECTRONIC FUNDAMENTALS (Appendix I to Part-66)
Regulation (EU) 2023/989

MODULE 4. ELECTRONICS FUNDAMENTALS	LEVEL		
	A	B1 B3	B2 B2L
4.1 Semiconductors			
4.1.1 Diodes			
(a) Description and characteristics;	—	2	2
(b) Operation and function.	—	—	2
4.1.2 Transistors			
(a) Description and characteristics;	—	1	2
(b) Filters.	—	—	2
4.1.3 Integrated circuits			
(a) Basic description and operation;	—	1	2
(b) Description and operation.	—	—	2
4.2 Printed circuit boards	—	1	2
4.3 Servomechanisms			
(a) Principles;	—	1	2
(b) Construction, operation, and use.	—	—	2

MODULE 5. DIGITAL TECHNIQUES/ELECTRONIC INSTRUMENT SYSTEMS
Regulation (EU) 2023/989

MODULE 5. DIGITAL TECHNIQUES/ELECTRONIC INSTRUMENT SYSTEMS	LEVEL			
	A	B3	B1	B2 B2L
5.1 Electronic instrument systems	1	1	1	1
5.2 Numbering systems	—	—	1	2
5.3 Data conversion	—	—	1	2
5.4 Data buses	—	—	2	2

MODULE 5. DIGITAL TECHNIQUES/ELECTRONIC INSTRUMENT SYSTEMS	LEVEL			
	A	B3	B1	B2 B2L
<i>5.5 Logic circuits</i>				
(a) Identification and applications;	—	—	2	2
(b) Interpretation of logic diagrams.	—	—	—	2
<i>5.6 Basic computer structure</i>				
(a) Computer terminology and technology;	1	1	2	2
(b) Computer operation.	—	—	—	2
<i>5.7 Microprocessors</i>	—	—	—	2
<i>5.8 Integrated circuits</i>	—	—	—	2
<i>5.9 Multiplexing</i>	—	—	—	2
<i>5.10 Fibre optics</i>	—	—	1	2
<i>5.11 Electronic displays</i>	1	1	2	2
<i>5.12 Electrostatic sensitive devices</i>	1	1	2	2
<i>5.13 Software management control</i>	—	1	2	2
<i>5.14 Electromagnetic environment</i>	—	1	2	2
<i>5.15 Typical electronic/digital aircraft systems</i>	1	1	1	1

MODULE 6. MATERIALS AND HARDWARE (Appendix I to Part-66)

Regulation (EU) 2023/989

MODULE 6. MATERIALS AND HARDWARE	LEVEL		
	A	B1 B3	B2 B2L
<i>6.1 Aircraft materials — ferrous</i>			
(a) Alloy steels used in aircraft;	1	2	1
(b) Testing of ferrous materials;	—	1	1
(c) Repair and inspection procedures.	—	2	1
<i>6.2 Aircraft materials — non-ferrous</i>			
(a) Characteristics;	1	2	1
(b) Testing of non-ferrous materials;	—	1	1
(c) Repair and inspection procedures.	—	2	1
<i>6.3 Aircraft materials — composite and non-metallic</i>			
<i>6.3.1 Composite and non-metallic other than wood and fabric</i>			
(a) Characteristics;	1	2	2
(b) Detection of defects	1	2	—
(c) Repairs and inspection procedures.	—	2	1
<i>6.3.2 Wooden structures</i>	1	1	—
<i>6.3.3 Fabric covering</i>	—	1	—
<i>6.4 Corrosion</i>			
(a) Chemical fundamentals;	1	1	1
(b) Types of corrosion.	2	3	2
<i>6.5 Fasteners</i>			
<i>6.5.1 Screw threads</i>	2	2	2
<i>6.5.2 Bolts, studs and screws</i>	2	2	2
<i>6.5.3 Locking devices</i>	2	2	2
<i>6.5.4 Aircraft rivets</i>	1	2	1

MODULE 6. MATERIALS AND HARDWARE	LEVEL		
	A	B1 B3	B2 B2L
<i>6.6 Pipes and unions</i>			
(a) Identification;	2	2	2
(b) Standard unions.	2	2	1
<i>6.7 Springs</i>	—	2	1
<i>6.8 Bearings</i>	1	2	2
<i>6.9 Transmissions</i>	1	2	2
<i>6.10 Control cables</i>	1	2	1
<i>6.11 Electrical cables and connectors</i>	1	2	2

MODULE 7. MAINTENANCE PRACTICES (Appendix I to Part-66)

Regulation (EU) 2023/989

MODULE 7. MAINTENANCE PRACTICES	LEVEL		
	A	B1 B3	B2 B2L
<i>7.1 Safety precautions – aircraft and workshop</i>	3	3	3
<i>7.2 Workshop practices</i>	3	3	3
<i>7.3 Tools</i>	3	3	3
<i>7.4 (Reserved)</i>	—	—	—
<i>7.5 Engineering drawings, diagrams and standards</i>	1	2	2
<i>7.6 Fits and Clearances</i>	1	2	1
<i>7.7 Electrical wiring interconnection system (EWIS)</i>	1	3	3
<i>7.8 Riveting</i>	1	2	—
<i>7.9 Pipes and Hoses</i>	1	2	—
<i>7.10 Springs</i>	1	2	—
<i>7.11 Bearings</i>	1	2	—
<i>7.12 Transmissions</i>	1	2	—
<i>7.13 Control cables</i>	1	2	—
<i>7.14 Material handling</i>			
7.14.1 Sheet metal	—	2	—
7.14.2 Composite and non-metallic	—	2	—
7.14.3 Additive manufacturing	1	1	1
<i>7.15 (Reserved)</i>			
<i>7.16 Aircraft weight and balance</i>			
(a) Centre-of-gravity calculation;	—	2	2
(b) Aircraft weighing.	—	2	—
<i>7.17 Aircraft handling and storage</i>	2	2	2
<i>7.18 Disassembly, inspection, repair and assembly techniques</i>			
(a) Types of defects and visual inspection techniques;	2	3	3
(b) General repair methods – structural repair manual;	—	2	—
(c) Non-destructive inspection techniques;	—	2	1
(d) Disassembly and re-assembly techniques;	2	2	2
(e) Troubleshooting techniques.	—	2	2

MODULE 7. MAINTENANCE PRACTICES	LEVEL		
	A	B1 B3	B2 B2L
7.19 Abnormal events			
(a) Inspections following lightning strikes and HIRF penetration;	2	2	2
(b) Inspections following abnormal events such as heavy landings and flight through turbulence.	2	2	—
7.20 Maintenance Procedures	1	2	2
7.21 Documentation & communication	1	2	2

MODULE 8. BASIC AERODYNAMICS (Appendix I to Part-66)
Regulation (EU) 2023/989

MODULE 8. BASIC AERODYNAMICS	LEVEL	
	A B3	B1 B2 B2L
8.1 Physics of the atmosphere International Standard Atmosphere (ISA), application to aerodynamics.	1	2
8.2 Aerodynamics	1	2
8.3 Theory of flight	1	2
8.4 High-speed airflow	1	2
8.5 Flight stability and dynamics	1	2

MODULE 9. HUMAN FACTORS (Appendix I to Part-66)
Regulation (EU) 2023/989

MODULE 9. HUMAN FACTORS	LEVEL
	ALL
9.1 General	2
9.2 Human performance and limitations	2
9.3 Social psychology	1
9.4 Factors that affect performance	2
9.5 Physical Environment	1
9.6 Tasks	1
9.7 Communication	2
9.8 Human error	2
9.9 Safety management	2
9.10 The 'Dirty Dozen' and risk mitigation	2

MODULE 10. AVIATION LEGISLATION (Appendix I to Part-66)

Regulation (EU) 2023/989

MODULE 10. AVIATION LEGISLATION	LEVEL	
	A	B1 B2 B2L B3
10.1 Regulatory framework	1	1
10.2 Certifying Staff — maintenance	2	2
10.3 Approved maintenance organisations	2	2
10.4 Independent certifying staff	—	3
10.5 Air operations	1	1
10.6 Certification of aircraft, parts, and appliances	2	2
10.7 Continuing airworthiness	2	2
10.8 Oversight principles in continuing airworthiness	1	1
10.9 Maintenance and certification beyond the current EU regulations (if not superseded by EU requirements)	—	1
10.10 Cybersecurity in aviation maintenance	1	1

MODULE 11. TURBINE AEROPLANE AERODYNAMICS, STRUCTURES AND SYSTEMS (Appendix I to Part-66)

Regulation (EU) 2023/989

MODULE 11. AEROPLANE AERODYNAMICS, STRUCTURES AND SYSTEMS	LEVEL				
	A1	A2	B1.1	B1.2	B3
11.1 Theory of flight					
(a) Aeroplane aerodynamics and flight controls;	1	1	2	2	1
(b) Aeroplane, other aerodynamic devices.	1	1	2	2	1
11.2 Airframe structures (ATA 51)					
(a) General concepts;	2	2	2	2	2
(b) Airworthiness requirements for structural strength;	2	2	2	2	2
(c) Construction methods.	1	1	2	2	2
11.3 Airframe Structures — aeroplanes					
11.3.1 Fuselage, doors, windows (ATA 52/53/56)					
(a) Construction principles;	1	1	2	2	1
(b) Airborne towing devices;	1	1	1	1	1
(c) Doors.	1	1	2	1	-
11.3.2 Wings (ATA 57)	1	1	2	2	1
11.3.3 Stabilisers (ATA 55)	1	1	2	2	1
11.3.4 Flight control surfaces (ATA 55/57)	1	1	2	2	1
11.3.5 Nacelles/pylons (ATA 54)	1	1	2	2	1
11.4 Air conditioning and cabin pressurisation (ATA 21)					
(a) Pressurisation;	1	1	3	3	—
(b) Air supply;	1	—	3	—	—
(c) Air conditioning;	1	—	3	—	—
(d) Safety and warning devices;	1	1	3	3	—
(e) Heating and ventilation system.	—	1	—	3	1
11.5 Instruments/avionic systems					

MODULE 11. AEROPLANE AERODYNAMICS, STRUCTURES AND SYSTEMS	LEVEL				
	A1	A2	B1.1	B1.2	B3
11.5.1 Instrument systems (ATA 31)	1	1	2	2	2
11.5.2 Avionic Systems Fundamentals of system layouts and operation of: — Autoflight (ATA 22), — Communications (ATA 23), — Navigation Systems (ATA 34).	1	1	1	1	1
11.6 Electrical power (ATA 24)	1	1	3	3	3
11.7 Equipment and furnishings (ATA 25)					
(a) Emergency equipment;	2	2	2	2	2
(b) Cabin and cargo layout.	1	1	1	1	—
11.8 Fire protection (ATA 26)					
(a) Fire and smoke detection system and fire extinguishing systems;	1	1	1	1	—
(b) Portable fire extinguisher.	1	1	1	1	1
11.9 Flight controls (ATA 27)					
(a) Primary and secondary flight controls;	1	1	3	2	2
(b) Actuation and protection;	1	—	3	—	—
(c) System operation;	1	—	3	—	—
(d) Balancing and rigging.	1	1	3	3	2
11.10 Fuel systems (ATA 28, ATA 47)					
(a) Systems layout;	1	1	3	3	1
(b) Fuel handling;	1	1	3	3	1
(c) Indication and warnings;	1	1	3	3	1
(d) Special systems;	1	—	3	—	—
(e) Balancing.	1	—	3	—	—
11.11 Hydraulic power (ATA 29)					
(a) System description;	1	1	3	3	2
(b) System operation (1);	1	1	3	3	2
(c) System operation (2).	1	—	3	—	—
11.12 Ice and rain protection (ATA 30)					
(a) Principles;	1	1	3	3	1
(b) De-icing;	1	1	3	3	1
(c) Anti-icing;	1	—	3	—	—
(d) Wipers;	1	1	3	3	1
(d) Tail protection.	1	—	3	—	—
11.13 Landing Gear (ATA 32)					
(a) Description;	2	2	3	3	2
(b) System operation;	2	2	3	3	2
(c) Air-ground sensing;	2	—	3	—	—
(d) Tail protection.	2	2	3	3	2
11.14 Lights (ATA 33)	2	2	3	3	2
11.15 Oxygen (ATA 35)	1	1	3	3	2
11.16 Pneumatic/vacuum (ATA 36)					
(a) Systems;	1	1	3	3	2
(b) Pumps.	1	1	3	3	2
11.17 Water/waste (ATA 38)					

MODULE 11. AEROPLANE AERODYNAMICS, STRUCTURES AND SYSTEMS	LEVEL				
	A1	A2	B1.1	B1.2	B3
(a) Systems;	2	2	3	3	2
(b) Corrosion.	2	2	3	3	2
11.18 On-board maintenance systems (ATA 45)	1	—	2	—	—
11.19 Integrated Modular Avionics (ATA 42)					
(a) Overall system description and theory;	1	—	2	—	—
(b) Typical system layouts.	1	—	2	—	—
11.20 Cabin systems (ATA 44)	1	—	2	—	—
11.21 Information systems (ATA 46)	1	—	2	—	—

MODULE 12. HELICOPTER AERODYNAMICS, STRUCTURES AND SYSTEMS (Appendix I to Part-66)

Regulation (EU) 2023/989

MODULE 12. HELICOPTER AERODYNAMICS, STRUCTURES AND SYSTEMS	LEVEL	
	A3 A4	B1.3 B1.4
12.1 Theory of flight — rotary wing aerodynamics	1	2
12.2 Flight control systems (ATA 67)	2	3
12.3 Blade tracking and vibration analysis (ATA 18)	1	3
12.4 Transmission	1	3
12.5 Airframe structures (ATA 51)		
(a) General concept;	2	2
(b) Construction methods of the principal elements.	1	2
12.6 Air conditioning (ATA 21)		
12.6.1 Air supply	1	2
12.6.2 Air conditioning	1	3
12.7 Instruments/avionic systems		
12.7.1 Instrument systems (ATA 31)	1	2
12.7.2 Avionic systems	1	1
Fundamentals of system layouts and operation of: Auto Flight (ATA 22); Communications (ATA 23); Navigation Systems (ATA 34).		
12.8 Electrical Power (ATA 24)	1	3
12.9 Equipment and furnishings (ATA 25)		
(a) Emergency equipment; Seats, harnesses, and belts; Lifting systems;	2	2
(b) Emergency flotation systems; Cabin layout, cargo retention; Equipment layout; Cabin furnishing installation.	1	1
12.10 Fire Protection (ATA 26)		
(a) Fire and smoke detection systems and Fire-extinguishing systems;	1	3
(b) Portable fire extinguishers.	1	1
12.11 Fuel Systems (ATA 28)	1	3

MODULE 12. HELICOPTER AERODYNAMICS, STRUCTURES AND SYSTEMS	LEVEL	
	A3 A4	B1.3 B1.4
12.12 Hydraulic Power (ATA 29)	1	3
12.13 Ice and Rain Protection (ATA 30)	1	3
12.14 Landing Gear (ATA 32)	2	3
(a) System description and operation;		
(b) Sensors.	2	3
12.15 Lights (ATA 33)	2	3
12.16 (Reserved)	2	3
12.17 Integrated Modular Avionics (ATA 42)	1	2
(a) Overall system description and theory		
(b) Typical system layouts	1	2
12.18 On-board Maintenance Systems (ATA 45)	1	2
Central maintenance computers;		
Data-loading system; Electronic library system.		
12.19 Information Systems (ATA 46)	1	2

MODULE 13. AIRCRAFT AERODYNAMICS, STRUCTURES AND SYSTEMS (Appendix I to Part-66)

Regulation (EU) 2023/989

C/N: Communication & Navigation; Ins.: Instruments; A/F: Autoflight; Sur.: Surveillance; A/S: Airframe & Systems

MODULE 13. AIRCRAFT AERODYNAMICS, STRUCTURES AND SYSTEMS	LEVEL						
	B2	B2L Basic	B2L C/N	B2L Ins.	B2L A/F	B2L Sur.	B2L A/S
13.1 Theory of Flight	1	1	—	—	—	—	—
(a) Aeroplane Aerodynamics and Flight Controls;							
(b) Rotary Wing Aerodynamics.	1	1	—	—	—	—	—
13.2 Structures – General Concepts (ATA 51)	2	2	—	—	—	—	—
(a) General concept;							
(b) Fundamentals of structural systems;	1	1	—	—	—	—	—
13.3 Autoflight (ATA 22)	3	—	—	—	3	—	—
(a) Fundamentals of automatic flight control;							
(b) Autothrottle systems and automatic landing systems.	3	—	—	—	3	—	—
13.4 Communication/Navigation (ATA 23/34)	3	—	3	—	—	—	—
(a) Fundamentals of communication and navigation systems;							
(b) Fundamentals of aircraft surveillance systems.	3	—	—	—	—	3	—
13.5 Electrical power (ATA 24)	3	3	—	—	—	—	—
13.6 Equipment and furnishings (ATA 25)	3	—	—	—	—	—	—

MODULE 13. AIRCRAFT AERODYNAMICS, STRUCTURES AND SYSTEMS	LEVEL						
	B2	B2L Basic	B2L C/N	B2L Ins.	B2L A/F	B2L Sur.	B2L A/S
13.7 Flight Controls							
(a) Primary and secondary flight controls (ATA 27);	2	—	—	—	2	—	—
(b) Actuation and protection;	2	—	—	—	2	—	—
(c) System operation;	3	—	—	—	3	—	—
(d) Rotorcraft flight controls (ATA 67).	2	—	—	—	2	—	—
13.8 Instruments (ATA 31)	3	—	—	3	—	—	—
13.9 Lights (ATA 33)	3	3	—	—	—	—	—
13.10 On-board maintenance systems (ATA 45)	3	—	—	—	—	—	—
13.11 Air conditioning and cabin pressurisation (ATA 21)							
(a) Pressurisation;	3	—	—	—	—	—	3
(b) Air supply;	1	—	—	—	—	—	1
(c) Air conditioning;	3	—	—	—	—	—	3
(d) Safety and warning devices.	3	—	—	—	—	—	3
13.12 Fire protection (ATA 26)							
(a) Fire and smoke detection system and fire-extinguishing systems;	3	—	—	—	—	—	3
(b) Portable fire extinguisher.	1	—	—	—	—	—	1
13.13 Fuel systems (ATA 28, ATA 47)							
(a) System layout;	1	—	—	—	—	—	1
(b) Fuel handling;	2	—	—	—	—	—	2
(c) Indications and warnings;	3	—	—	—	—	—	3
(d) Special systems;	1	—	—	—	—	—	1
(e) Balancing	3	—	—	—	—	—	3
13.14 Hydraulic power (ATA 29)							
(a) System layout;	1	—	—	—	—	—	1
(b) System operation (1);	3	—	—	—	—	—	3
(c) System operation (2);	3	—	—	—	—	—	3
13.15 Ice and rain protection (ATA 30)							
(a) Principles;	2	—	—	—	—	—	2
(b) De-icing;	3	—	—	—	—	—	3
(c) Anti-icing;	2	—	—	—	—	—	2
(d) Wiper systems;	1	—	—	—	—	—	1
(e) Rain repellent	1	—	—	—	—	—	1
13.16 Landing gear (ATA 32)							
(a) Description;	1	—	—	—	—	—	1
(b) System;	3	—	—	—	—	—	3
(c) Air-ground sensing.	3	—	—	—	—	—	3
13.17 Oxygen (ATA 35)	3	—	—	—	—	—	3
13.18 Pneumatic/vacuum (ATA 36)	2	—	—	—	—	—	2
13.19 Water/waste (ATA 38)	2	—	—	—	—	—	2
13.20 Integrated modular avionics (ATA 42)							
(a) Overall system description and theory;	3	-	—	—	—	—	—

MODULE 13. AIRCRAFT AERODYNAMICS, STRUCTURES AND SYSTEMS	LEVEL						
	B2	B2L Basic	B2L C/N	B2L Ins.	B2L A/F	B2L Sur.	B2L A/S
(b) Typical system layouts.	3	-	—	—	—	—	—
13.21 Cabin systems (ATA 44)	3	—	—	—	—	—	—
13.22 Information systems (ATA 46)	3	—	—	—	—	—	—

MODULE 14. PROPULSION (Appendix I to Part-66)

Regulation (EU) 2023/989

MODULE 14. PROPULSION	LEVEL
	B2 B2L Instruments B2L Airframe & Systems
14.1 Engines	
(a) Turbine engines;	1
(b) Auxiliary power units (APUs);	1
(c) Piston engines;	1
(d) Electric and hybrid engines;	2
(e) Engine control.	2
14.2 Electric/electronic engine indication systems	2
14.3 Propeller systems	2
14.4 Starting and ignition systems	2

MODULE 15. GAS TURBINE ENGINE (Appendix I to Part-66)

Regulation (EU) 2023/989

MODULE 15. GAS TURBINE ENGINE	LEVEL	
	A1 A3	B1.1 B1.3
15.1 Fundamentals	1	2
15.2 Engine performance	—	2
15.3 Inlet	2	2
15.4 Compressors	1	2
15.5 Combustion section	1	2
15.6 Turbine section	2	2
15.7 Exhaust	1	2
15.8 Bearings and seals	—	2
15.9 Lubricants and fuels	1	2
15.10 Lubrication systems	1	2
15.11 Fuel systems	1	2
15.12 Air systems	1	2
15.13 Starting and ignition systems	1	2
15.14 Engine indication systems	1	2
15.15 Alternate turbine constructions	—	1
15.16 Turboprop engines	1	2
15.17 Turboshift engines	1	2
15.18 Auxiliary power units (APUs)	1	2

MODULE 15. GAS TURBINE ENGINE	LEVEL	
	A1	B1.1
	A3	B1.3
15.19 Power plant installation	1	2
15.20 Fire protection systems	1	2
15.21 Engine monitoring and ground operation	1	3
15.22 Engine storage and preservation	—	2

MODULE 16. PISTON ENGINE (Appendix I to Part-66)

Regulation (EU) 2023/989

MODULE 16. PISTON ENGINE	LEVEL	
	A2	B1.2
	A4	B1.4 B3
16.1 Fundamentals	1	2
16.2 Engine performance	1	2
16.3 Engine construction	1	2
16.4 Engine fuel systems		
16.4.1 Carburettors	1	2
16.4.2 Fuel injection systems	1	2
16.4.3 Electronic engine control	1	2
16.5 Starting and ignition systems	1	2
16.6 Induction, exhaust and cooling systems	1	2
16.7 Supercharging/turbocharging	1	2
16.8 Lubricants and fuels	1	2
16.9 Lubrication systems	1	2
16.10 Engine indication systems	1	2
16.11 Power plant installation	1	2
16.12 Engine monitoring and ground operation	1	3
16.13 Engine storage and preservation	—	2
16.14 Alternative piston engine constructions	1	1

MODULE 17. PROPELLER (Appendix I to Part-66)

Regulation (EU) 2023/989

MODULE 17A. PROPELLER	LEVEL	
	A1	B1.1
	A2	B1.2 B3
17.1 Fundamentals	1	2
17.2 Propeller construction	1	2
17.3 Propeller pitch control	1	2
17.4 Propeller synchronising	—	2
17.5 Propeller ice protection	1	2
17.6 Propeller maintenance	1	3
17.7 Propeller storage and preservation	1	2'

3. Basic training methods

Regulation (EU) 2023/989

An appropriate training method, or combination of methods, shall be determined for the entire course or for each of its modules or submodules, with regard to the scope and objectives of each training phase and taking into consideration the benefits and limitations of the available training methods.

Multimedia-based training (MBT) methods may be used in order to achieve the training objectives either in a physically or in a virtually controlled environment.

AMC1 Appendix I — Basic Knowledge Requirements (except for category L licence) Section 2

ED Decision 2023/019/R

MODULARISATION

MODULE 1 — MATHEMATICS

MODULE 1 — MATHEMATICS	LEVEL	
	A1	B1
	A2	B2
	A3	B2L
	A4	B3
1.1 <i>Arithmetic</i> Arithmetical terms and signs, methods of multiplication and division, fractions and decimals, factors and multiples, weights, measures and conversion factors, ratio and proportion, averages and percentages, areas and volumes, squares, cubes, square and cube roots.	1	2
1.2 <i>Algebra</i>		
(a) Evaluating simple algebraic expressions, addition, subtraction, multiplication and division, use of brackets, simple algebraic fractions;	1	2
(b) Linear equations and their solutions; Indices and powers, negative and fractional indices; Binary and other applicable numbering systems; Simultaneous equations and second-degree equations with one unknown; Logarithms.	—	1
1.3 <i>Geometry</i>		
(a) Simple geometrical constructions;	—	1
(b) Graphical representation: nature and uses of graphs, graphs of equations/functions;	2	2
(c) Simple trigonometry: trigonometrical relationships, use of tables and rectangular and polar coordinates.	—	2

MODULE 2 — PHYSICS

MODULE 2 — PHYSICS	LEVEL	
	A1 A2 A3 A4 B3	B1 B2 B2L
2.1 Matter Nature of matter: the chemical elements, structure of atoms, molecules; Chemical compounds; States: solid, liquid, and gaseous; Changes between states.	1	2
2.2 Mechanics 2.2.1 Statics Forces, moments and couples, representation as vectors; Centre of gravity; Elements of theory of stress, strain, and elasticity: tension, compression, shear, and torsion; Nature and properties of solid, fluid, and gas matter; Pressure and buoyancy in liquids (barometers).	1	2
2.2.2 Kinetics Linear movement: uniform motion in a straight line, motion under constant acceleration (motion under gravity); Rotational movement: uniform circular motion (centrifugal/centripetal forces); Periodic motion: pendular movement; Simple theory of vibration, harmonics, and resonance; Velocity ratio, mechanical advantage, and efficiency.	1	2
2.2.3 Dynamics (a) Mass; Force, inertia, work, power, energy (potential, kinetic and total energy), heat, efficiency; (b) Momentum, conservation of momentum; Impulse; Gyroscopic principles; Friction: nature and effects, coefficient of friction (rolling resistance).	1	2
2.2.4 Fluid dynamics (a) Specific gravity and density; (b) Viscosity, fluid resistance, effects of streamlining; Effects of compressibility on fluids; Static, dynamic, and total pressure: Bernoulli's Theorem, venturi.	2	2
2.3 Thermodynamics (a) Temperature: thermometers and temperature scales (Celsius, Fahrenheit and Kelvin); definition of heat; (b) Heat capacity, specific heat;	2	2
	1	2

MODULE 2 — PHYSICS	LEVEL	
	A1 A2 A3 A4 B3	B1 B2 B2L
Heat transfer: convection, radiation and conduction; Volumetric expansion; First and second law of thermodynamics; Gases: ideal gases laws; specific heat at constant volume and constant pressure, work done by expanding gas; Isothermal, adiabatic expansion and compression, engine cycles, constant volume and constant pressure, refrigerators and heat pumps; Latent heats of fusion and evaporation, thermal energy, heat of combustion.		
2.4 Optics (Light) Nature of light; speed of light; Laws of reflection and refraction: reflection at plane surfaces, reflection by spherical mirrors, refraction, lenses; Fibre optics.	–	2
2.5 Wave motion and sound Wave motion: mechanical waves, sinusoidal wave motion, interference phenomena, standing waves; Sound: speed of sound, production of sound, intensity, pitch and quality, Doppler effect.	–	2

MODULE 3 — ELECTRICS FUNDAMENTALS

MODULE 3 — ELECTRICS FUNDAMENTALS	LEVEL		
	A1 A2 A3 A4	B1 B2 B2L	B3
<p>3.1 <i>Electron theory</i></p> <p>Structure and distribution of electrical charges within atoms, molecules, ions, and compounds; Molecular structure of conductors, semiconductors, and insulators.</p>	1	1	1
<p>3.2 <i>Static electricity and conduction</i></p> <p>Static electricity and distribution of electrostatic charges; Electrostatic laws of attraction and repulsion; Units of charge, Coulomb’s law; Conduction of electricity in solids, liquids, gases and in vacuum.</p>	1	2	1
<p>3.3 <i>Electrical terminology</i></p> <p>The following terms, their units and factors affecting them: potential difference, electromotive force, voltage, current, resistance, conductance, charge, conventional current flow, electron flow.</p>	1	2	1
<p>3.4 <i>Generation of electricity</i></p> <p>Production of electricity by the following methods: light, heat, friction, pressure, chemical reaction, magnetism, and motion.</p>	1	1	1
<p>3.5 <i>Sources of DC electricity</i></p> <p>Construction and basic chemical reaction of primary cells, secondary cells, lead acid cells, nickel cadmium cells, lithium cells, nickel cells and other alkaline cells; Cells connected in series and in parallel; Internal resistance and its effect on a battery; Construction, materials, and operation of thermocouples; Operation of photocells.</p>	1	2	2
<p>3.6 <i>DC circuits</i></p> <p>Ohm’s law, Kirchhoff’s voltage, and current laws; Calculations using the above laws to find resistance, voltage, and current; Significance of the internal resistance of a supply.</p>	1	2	1
<p>3.7 <i>Resistance/Resistor</i></p> <p>(a) Resistance</p> <p>Specific resistance; Calculation of total resistance using series, parallel and series–parallel combinations; Operation and use of potentiometers and rheostats; Operation of Wheatstone Bridge.</p> <p>(b) Resistor</p> <p>Positive and negative temperature coefficient conductance; Resistor colour code, values and tolerances, preferred values, wattage ratings; Resistors in series and in parallel; Fixed resistors, stability, tolerance and limitations, methods of construction; Variable resistors, thermistors, voltage-dependent resistors; Construction of potentiometers and rheostats; Construction of Wheatstone Bridge.</p>	—	2	1
	—	1	—

MODULE 3 — ELECTRICS FUNDAMENTALS	LEVEL		
	A1 A2 A3 A4	B1 B2 B2L	B3
3.8 Power Power, work, and energy (kinetic and potential); Dissipation of power by a resistor; Power formula; Calculations involving power, work, and energy.	—	2	1
3.9 Capacitance/Capacitor Operation and function of a capacitor; Factors that affect the capacitance area of plates, distance between plates, number of plates, dielectric and dielectric constant, working voltage, voltage rating; Capacitor types, construction, and function; Capacitor colour-coding; Calculations of capacitance and voltage in series and in parallel circuits; Exponential charge and discharge of a capacitor, time constants; Testing of capacitors.	—	2	1
3.10 Magnetism (a) Theory of magnetism; Properties of a magnet; Action of a magnet suspended in the Earth's magnetic field; Magnetisation and demagnetisation; Magnetic shielding; Various types of magnetic material; Electromagnet construction and principles of operation; Handclasp rules to determine magnetic field around current-carrying conductor.	—	2	1
(b) Magnetomotive force, field strength, magnetic flux density, permeability, hysteresis loop, retentivity, coercive force reluctance, saturation point, eddy currents; Precautions for care and storage of magnets.	—	2	1
3.11 Inductance/Inductor Faraday's law; Action of inducing a voltage in a conductor that moves in a magnetic field; Induction principles; Effects of the following on the magnitude of an induced voltage: magnetic field strength, rate of change of flux, number of conductor turns; Mutual induction; The effect that the rates of change of primary current and mutual inductance have on induced voltage; Factors that affect mutual inductance: number of turns in the coil, physical size of the coil, permeability of the coil, position of coils with respect to each other; Lenz's law and polarity determining rules; Back EMF, self-induction; Saturation point; Principal uses of inductors.	—	2	1

MODULE 3 — ELECTRICS FUNDAMENTALS	LEVEL		
	A1 A2 A3 A4	B1 B2 B2L	B3
3.12 <i>DC motor/generator theory</i> Basic motor and generator theory; Construction and purpose of components in a DC generator; Operation of and factors that affect the output and direction of the current in DC generators; Operation of and factors that affect the output power, torque, speed, and direction of rotation of DC motors; Series-wound, shunt-wound and compound motors; Starter generator construction.	—	2	1
3.13 <i>AC theory</i> Sinusoidal waveform: phase, period, frequency, cycle; Instantaneous, average, root mean square, peak, peak-to-peak current values and calculations of these values in relation to voltage, current and power; Triangular/Square waves; Single-phase/Three-phase principles.	1	2	1
3.14 <i>Resistive (R), capacitive (C) and inductive (L) circuits</i> Phase the relationship of voltage and current in L, C and R circuits, parallel, series and series-parallel; Power dissipation in L, C and R circuits; Impedance, phase angle, power factor and current calculations; True power, apparent power, and reactive power calculations.	—	2	1
3.15 <i>Transformers</i> Transformer construction principles and operation; Transformer losses and methods for overcoming them; Transformer action under load and no-load conditions; Power transfer, efficiency, polarity markings; Line and phase voltages and currents; Power in a three-phase system; Primary and secondary current, voltage, turn ratio, power, efficiency; Auto-transformers.	—	2	1
3.16 <i>Filters</i> Operation, application, and uses of the following filters: low pass, high pass, band pass, band stop.	—	1	—
3.17 <i>AC generators</i> Rotation of loop in a magnetic field and waveform produced; Operation and construction of revolving armature and revolving field type AC generators; Single-phase, two-phase, and three-phase alternators; Three-phase star and delta connection advantages, and uses; Permanent magnet generators.	—	2	1
3.18 <i>AC motors</i> Construction, principles of operation and characteristics of: AC synchronous and induction motors both single-phase and polyphase; Methods of speed control and direction of rotation; Methods of producing a rotating field: capacitor, shaded or split pole.	—	2	1

MODULE 4 — ELECTRONICS FUNDAMENTALS

MODULE 4 — ELECTRONICS FUNDAMENTALS	LEVEL		
	A1	B1	B2
	A2	B3	B2L
	A3		
	A4		
4.1 Semiconductors			
4.1.1 Diodes			
(a) Description and characteristics Diode symbols; Diode characteristics and properties; Diodes in series and in parallel; Materials, electron configuration, electrical properties; P and N type materials: effects of impurities on conduction, majority and minority characters; P–N junction in a semiconductor, development of a potential across a P–N junction in unbiased, forward-biased and reverse-biased conditions; Diode parameters: peak inverse voltage, maximum forward current, temperature, frequency, leakage current, power dissipation; Main characteristics and use of silicon-controlled rectifiers (thyristors), light-emitting diodes (LEDs), photo-conductive diodes, rectifier diodes.	—	2	2
(b) Operation and function Operation and function of diodes in the following circuits: clippers, clampers, full- and half-wave rectifiers, bridge rectifiers, voltage doublers and triplers; Detailed operation and characteristics of the following devices: silicon-controlled rectifier (thyristor), light-emitting diode (LED), Schottky diode, photo-conductive diode, varactor diode, varistor, rectifier diodes, Zener diode. Functional testing of diodes.	—	—	2
4.1.2 Transistors			
(a) Description and characteristics Transistor symbols; Component description and orientation; Transistor characteristics and properties.	—	1	2
(b) Construction and operation Construction and operation of PNP and NPN transistors; Base, collector and emitter configurations; Testing of transistors; Basic appreciation of other transistor types, including types of FET and their uses; Application of transistors: amplifier classes (A, B, C);	—	—	2

MODULE 4 — ELECTRONICS FUNDAMENTALS	LEVEL		
	A1	B1	B2
	A2	B3	B2L
	A3		
	A4		
Simple circuits including bias, decoupling, feedback and stabilisation; Multistage circuit principles: cascades, push-pull, oscillators, multivibrators, flip-flop circuits; Operation and amplifier stages connecting methods: resistive, capacitive, direct, inverting, non-inverting and adding.			
4.1.3 Integrated circuits			
(a) Description and operation of logic circuits and linear circuits/operational amplifiers;	—	1	2
(b) Introduction to the operation and function of an operational amplifier used as: an integrator, a differentiator, a voltage follower, a comparator; Advantages and disadvantages of positive and negative feedback.	—	—	2
4.2 Printed circuit boards Description and use of printed circuit boards.	—	1	2
4.3 Servomechanisms			
(a) Principles Understanding of the following principles: open- and closed-loop systems, servomechanism, feedback, follow-up, null, overshoot, damping, deadband, hunting, proximity switches, analogue transducers, synchro systems and components, digital tachometers and encoders, inductance, and capacitance transmitters;	—	1	2
(b) Construction operation and use of the following synchro-system components: resolvers, differential, control and torque, E and I transformers, inductance transmitters, capacitance transmitters, synchronous transmitters; Construction, operation and use of servomechanism and PID controller; Fault-finding of servo defects, reversal of synchro leads, hunting.	—	—	2

MODULE 5 — DIGITAL TECHNIQUES / ELECTRONIC INSTRUMENT SYSTEMS

MODULE 5 — DIGITAL TECHNIQUES / ELECTRONIC INSTRUMENT SYSTEMS	LEVEL			
	A1 A2 A3 A4	B3	B1	B2 B2L
5.1 <i>Electronic instrument systems</i> Typical arrangements of systems and cockpit layout of electronic instrument systems.	1	1	1	1
5.2 <i>Numbering systems</i> Numbering systems: binary, octal, and hexadecimal; Demonstration of conversions between the decimal and binary systems, octal and hexadecimal systems and vice versa.	—	—	1	2
5.3 <i>Data conversion</i> Analogue data, Digital data; Operation and application of analogue-to-digital and digital-to-analogue converters, inputs and outputs, limitations of various types.	—	—	1	2
5.4 <i>Data buses</i> Operation of data buses in aircraft systems, including knowledge of ARINC and other specifications. Aircraft network/Ethernet.	—	—	2	2
5.5 <i>Logic circuits</i> (a) Identification of common logic gate symbols, tables and equivalent circuits; Applications used for aircraft systems, schematic diagrams.	—	—	2	2
(b) Interpretation of logic diagrams.	—	—	—	2
5.6 <i>Basic computer structure</i> (a) Computer terminology (including bit, byte, software, hardware, CPU, IC, and various memory devices such as RAM, ROM, PROM); Computer technology (as applied in aircraft systems).	1	1	2	2
(b) Computer operation, layout, and interface of the major components in a microcomputer, including their associated bus systems; Information contained in single- and multi-address instruction words; Memory-associated terms; Operation of typical memory devices; Operation, advantages, and disadvantages of the various data storage systems.	—	—	—	2
5.7 <i>Microprocessors</i> Functions performed and overall operation of a microprocessor; Basic operation of each of the following microprocessor elements: control and processing unit, clock, register, arithmetic logic unit.	—	—	—	2
5.8 <i>Integrated circuits</i> Operation and use of encoders and decoders; Function of encoder types.	—	—	—	2

MODULE 5 — DIGITAL TECHNIQUES / ELECTRONIC INSTRUMENT SYSTEMS	LEVEL			
	A1 A2 A3 A4	B3	B1	B2 B2L
5.9 <i>Multiplexing</i> Operation, application and identification in logic diagrams of multiplexers and demultiplexers.	—	—	—	2
5.10 <i>Fibre optics</i> Advantages and disadvantages of fibre optic data transmission over electrical wire propagation; Fibre optic data bus; Fibre-optic-related terms; Terminations; Couplers, control terminals, remote terminals; Application of fibre optics in aircraft systems.	—	—	1	2
5.11 <i>Electronic displays</i> Principles of operation of common types of displays used in modern aircraft, including cathode-ray tubes (CRTs), light-emitting diodes (LEDs) and liquid crystal displays (LCDs).	1	1	2	2
5.12 <i>Electrostatic-sensitive devices</i> Special handling of components sensitive to electrostatic discharges; Awareness of risks and possible damage, component, and personnel antistatic protection devices.	1	1	2	2
5.13 <i>Software management control</i> Awareness of restrictions, airworthiness requirements and possible catastrophic effects of unapproved changes to software programs.	—	1	2	2
5.14 <i>Electromagnetic environment</i> Influence of the following phenomena on maintenance practices for electronic systems: EMC — Electromagnetic Compatibility, EMI — Electromagnetic Interference, HIRF — High-Intensity Radiated Field, Lightning / lightning protection.	—	1	2	2
5.15 <i>Typical electronic/digital aircraft systems</i> General arrangement of typical electronic/digital aircraft systems and associated BITE (Built-In Test Equipment), such as: (a) ACARS — ARINC Communication and Addressing and Reporting System, FBW — Fly-by-Wire, FMS — flight management system, IRS — inertial reference system; (b) ECAM — electronic centralised aircraft monitoring, EICAS — engine indication and crew alerting system, EFIS — electronic flight instrument system, GNSS — global navigation satellite system, TCAS — traffic alert collision avoidance system, Integrated Modular Avionics, Cabin Systems, Information Systems.	1	1	1	1

MODULE 6 — MATERIALS AND HARDWARE

MODULE 6 — MATERIALS AND HARDWARE	LEVEL		
	A1	B1	B2
	A2	B3	B2L
	A3		
	A4		
6.1 Aircraft materials — ferrous			
(a) Characteristics, properties and identification of common alloy steels used in aircraft; Heat treatment and application of alloy steels.	1	2	1
(b) Testing of ferrous materials for hardness, tensile strength, fatigue strength and impact resistance.	—	1	1
(c) Repair and inspection procedures for ferrous materials, structures, and airframes.	—	2	1
6.2 Aircraft materials — non-ferrous			
(a) Characteristics, properties and identification of common non-ferrous materials used in aircraft; Heat treatment and application of non-ferrous materials.	1	2	1
(b) Testing of non-ferrous material for hardness, tensile strength, fatigue strength and impact resistance.	—	1	1
(c) Repair and inspection procedures for non-ferrous materials, structures, and airframes.	—	2	1
6.3 Aircraft materials — composite and non-metallic			
6.3.1 Composite and non-metallic materials other than wood and fabric			
(a) Characteristics, properties and identification of common composite and non-metallic materials, other than wood, used in aircraft; Sealant and bonding agents.	1	2	2
(b) Detection of defects/deterioration in composite and non-metallic materials.	1	2	—
(c) Repair of and inspection procedures for composite and non-metallic materials, structures, and airframes.	—	2	1
6.3.2 Wooden structures	1	1	—
Construction methods of wooden airframe structures; Characteristics, properties and types of wood and glue used in aeroplanes; Preservation and maintenance of wooden structures; Types of defects in wood material and wooden structures; Detection of defects in wooden structures; Repair of wooden structures.			
6.3.3 Fabric covering	—	1	—
Characteristics, properties and types of fabrics used in aeroplanes; Inspection methods for fabrics; Types of defects in fabrics; Repair of fabric covering.			

MODULE 6 — MATERIALS AND HARDWARE	LEVEL		
	A1	B1	B2
	A2		
	A3		
	A4		
6.4 Corrosion			
(a) Chemical fundamentals; Formation by galvanic action process, microbiological contamination, mechanical stress.	1	1	1
(b) Types of corrosion and their identification; Causes of corrosion; Material types, and their susceptibility to corrosion.	2	3	2
6.5 Fasteners			
6.5.1 Screw threads Screw nomenclature; Thread forms, dimensions and tolerances for standard threads used in aircraft; Measuring screw threads.	2	2	2
6.5.2 Bolts, studs, and screws Bolt types: specification, identification and marking of aircraft bolts, international standards; Nuts: self-locking, anchor, standard types; Machine screws: aircraft specifications; Studs: types and uses, insertion, and removal; Self-tapping screws, dowels.	2	2	2
6.5.3 Locking devices Tab and spring washers, locking plates, split pins, pal-nuts, wire locking, quick-release fasteners, keys, circlips, cotter pins.	2	2	2
6.5.4 Aircraft rivets Types of solid and blind rivets: specifications and identification, heat treatment.	1	2	1
6.6 Pipes and unions			
(a) Identification and types of rigid and flexible pipes and their connectors used in aircraft;	2	2	2
(b) Standard unions for aircraft hydraulic, fuel, oil, pneumatic and air system pipes.	2	2	1
6.7 Springs Types of springs, materials, characteristics, and applications.	—	2	1
6.8 Bearings Purpose of bearings, loads, material, construction; Types of bearings and their application.	1	2	2
6.9 Transmissions Gear types and their application; Gear ratios, reduction and multiplication gear systems, driven and driving gears, idler gears, mesh patterns; Belts and pulleys, chains and sprockets.	1	2	2

MODULE 6 — MATERIALS AND HARDWARE	LEVEL		
	A1	B1	B2
	A2		
	A3	B3	B2L
	A4		
6.10 <i>Control cables</i> Types of cables; End fittings, turnbuckles and compensation devices; Pulleys and cable system components; Bowden cables; Aircraft flexible control systems.	1	2	1
6.11 <i>Electrical cables and connectors</i> Cable types, construction and characteristics; High-tension and coaxial cables; Crimping; Connector types, pins, plugs, sockets, insulators, current and voltage rating, coupling, identification codes.	1	2	2

MODULE 7 — MAINTENANCE PRACTICES

MODULE 7 — MAINTENANCE PRACTICES	LEVEL		
	A1	B1	B2
	A2	B3	B2L
	A3		
	A4		
7.1 Safety precautions — aircraft and workshop Aspects of safe working practices including precautions to be taken when working with electricity, gases (especially oxygen), oils, and chemicals. Fuel tank safety and fuel tank entry procedures and precautions. Awareness and precautions regarding aircraft equipped with ballistic recovery systems. Also, instructions for the remedial action to be taken in the event of a fire or another accident with one or more of these hazards, including information on fire-extinguishing agents.	3	3	3
7.2 Workshop practices Care of tools, control of tools, use of workshop materials; Dimensions, allowances and tolerances, workmanship standards; Calibration of tools and equipment, calibration standards.	3	3	3
7.3 Tools Common hand-tool types; Common power-tool types; Operation and use of precision-measuring tools; Lubrication equipment and methods; Operation, function, and use of electrical general test equipment.	3	3	3
7.4 (Reserved)			
7.5 Engineering drawings, diagrams, and standards Drawing types and diagrams, their symbols, dimensions, tolerances and projections; Identification of title block information; Microfilm, microfiche, and computerised presentations; Specification 100 of the Air Transport Association (ATA) of America; Aeronautical and other applicable standards including ISO, AN, MS, NAS and MIL; Wiring diagrams and schematic diagrams.	1	2	2
7.6 Fits and clearances Drill sizes for bolt holes, classes of fits; Common system for fits and clearances; Schedule of fits and clearances for aircraft and engines; Limits for bow, twist and wear; Standard methods for checking shafts, bearings, and other parts.	1	2	1
7.7 Electrical wiring interconnection system (EWIS) Continuity, insulation and bonding techniques and testing; Use of crimp tools: hand and hydraulic operated; Testing of crimp joints; Connector pin removal and insertion; Coaxial cables: testing and installation precautions; Identification of wire types, their inspection criteria and damage tolerance; Wiring protection techniques: cable looming and loom support, cable clamps, protective sleeving techniques including heat shrink wrapping, shielding; High-Intensity Radiated Fields (HIRF) and protection principles; Soldering of electrical wires, EWIS installations, inspection, repair, maintenance, and cleanliness standards.	1	3	3

MODULE 7 — MAINTENANCE PRACTICES	LEVEL		
	A1	B1	B2
	A2	B3	B2L
	A3		
	A4		
7.8 <i>Riveting</i> Riveted joints, rivet spacing and pitch; Tools used for riveting and dimpling; Inspection of riveted joints.	1	2	–
7.9 <i>Pipes and hoses</i> Bending and belling/flaring aircraft pipes; Inspection and testing of aircraft pipes and hoses; Installation and clamping of pipes.	1	2	–
7.10 <i>Springs</i> Inspection and testing of springs.	1	2	–
7.11 <i>Bearings</i> Testing, cleaning and inspection of bearings; Lubrication requirements for bearings; Defects in bearings and their causes.	1	2	–
7.12 <i>Transmissions</i> Inspection of gears, backlash; Inspection of belts and pulleys, chains and sprockets; Inspection of screw jacks, lever devices, push–pull rod systems.	1	2	–
7.13 <i>Control cables</i> Swaging of end fittings; Inspection and testing of control cables; Bowden cables; aircraft flexible control systems.	1	2	–
7.14 <i>Material handling</i>			
7.14.1 <i>Sheet metal</i> Marking out and calculation of bend allowance; Sheet metal working, including bending and forming; Inspection of sheet metal work.	–	2	–
7.14.2 <i>Composite and non-metallic</i> Bonding practices; Environmental conditions; Inspection methods.	–	2	–
7.14.3 <i>Additive manufacturing</i> Common additive manufacturing techniques and their influence on the mechanical properties of the finished part; Inspection of additive manufactured parts and common production failures.	1	1	1
7.15 <i>(Reserved)</i>			
7.16 <i>Aircraft weight and balance</i>			
(a) Calculation of centre-of-gravity / balance limits: use of relevant documents.	–	2	2
(b) Preparation of aircraft for weighing; Aircraft weighing.	–	2	–
7.17 <i>Aircraft handling and storage</i> Aircraft taxiing/towing and associated safety precautions; Aircraft jacking, chocking, securing and associated safety precautions; Aircraft storage methods;	2	2	2

MODULE 7 — MAINTENANCE PRACTICES	LEVEL		
	A1	B1	B2
	A2	B3	B2L
	A3		
	A4		
Refuelling/defuelling procedures; De-icing/anti-icing procedures; Electrical, hydraulic, and pneumatic ground supplies; Effects of environmental conditions on aircraft handling and operation.			
7.18 Disassembly, inspection, repair, and assembly techniques			
(a) Types of defects and visual inspection techniques; Corrosion removal, assessment and reprotection;	2	3	3
(b) General repair methods, structural repair manual; Ageing, fatigue, and corrosion control programmes;	–	2	–
(c) Non-destructive inspection techniques including penetrant, radiographic, eddy current, magnetic particle, ultrasonic and borescope inspections; including practical training in colour contrast penetrant inspection;	–	2	1
(d) Disassembly and reassembly techniques;	2	2	2
(e) Troubleshooting techniques.	–	2	2
7.19 Abnormal events			
(a) Inspections following lightning strikes and HIRF penetration;	2	2	2
(b) Inspections following abnormal events such as heavy landings and flight through turbulence.	2	2	–
7.20 Maintenance procedures			
Maintenance planning; Modification procedures; Stores procedures; Certification/release procedures; Interface with aircraft operation; Maintenance Inspection / Quality Control / Quality Assurance; Additional maintenance procedures; Control of life-limited components.	1	2	2
7.21 Documentation and communication			
Documentation: elements and criteria for writing work reports, troubleshooting reports, and shift handover instructions. Communication: clear, comprehensive, and concise.	1	2	2

MODULE 8 — BASIC AERODYNAMICS

MODULE 8 — BASIC AERODYNAMICS	LEVEL	
	A1	B1
	A2	B2
	A3	B2L
	A4	
B3		
8.1 <i>Physics of the atmosphere</i> International Standard Atmosphere (ISA), and its application to aerodynamics.	1	2
8.2 <i>Aerodynamics</i> Airflow around a body; Boundary layer, laminar and turbulent flow, free stream flow, relative airflow, upwash and downwash, vortices, stagnation; The terms: camber, chord, mean aerodynamic chord, profile (parasite) drag, induced drag, centre of pressure, angle of attack, wash-in and wash-out, fineness ratio, wing shape and aspect ratio; Thrust, weight, aerodynamic resultant; Generation of lift and drag angle of attack, lift coefficient, drag coefficient, polar curve, stall; Aerofoil contamination including ice, snow, and frost.	1	2
8.3 <i>Theory of flight</i> Relationship between lift, weight, thrust and drag; Glide ratio; Steady-state flights, performance; Theory of the turn; Influence of load factor: stall, flight envelope, and structural limitations; Lift augmentation.	1	2
8.4 <i>High-speed airflow</i> Speed of sound, subsonic flight, transonic flight, supersonic flight, Mach number, critical Mach number, compressibility buffet, shock wave, aerodynamic heating, area rule; Factors that affect airflow in engine intakes of high-speed aircraft; Effects of sweepback on critical Mach number.	1	2
8.5 <i>Flight stability and dynamics</i> Longitudinal, lateral, and directional stability (active and passive).	1	2

MODULE 9 — HUMAN FACTORS

MODULE 9 — HUMAN FACTORS	LEVEL
	ALL
9.1 General The need to take human factors into account when performing maintenance; Incidents attributable to human factors/human error; Murphy's law.	2
9.2 Human performance and limitations Vision; Hearing; Information processing; Attention and perception; Memory; Claustrophobia and physical access.	2
9.3 Social psychology Accountability and responsibility: individual and group; Motivation and demotivation; Peer pressure; Cultural issues; Teamwork; Management, supervision, and leadership.	1
9.4 Factors that affect performance Fitness/health; Stress: domestic and work related; Time pressure and deadlines; Workload: overload, underload, and workload management; Sleep and fatigue, shift work; Alcohol, medication, drug abuse; Lack of manpower.	2
9.5 Physical environment Noise and fumes; Illumination; Climate and temperature; Motion and vibration; Working environment; Situational awareness.	1
9.6 Tasks Physical work; Repetitive tasks, complacency; Visual inspection; Complex systems; Critical maintenance tasks and error-capturing methods; Technical documentation: access, use, and quality.	1
9.7 Communication Within and between teams; Work logging and recording; Shift handover; Keeping up to date, currency; Dissemination of information.	2
9.8 Human error Error models and theories;	2

MODULE 9 — HUMAN FACTORS	LEVEL
	ALL
Types of error in maintenance tasks; Implications of errors (e.g. accidents); Organisational errors; Avoiding and managing errors.	
9.9 <i>Safety management</i> Risk management; Occurrence reporting; Safety culture Just culture; Identifying, avoiding, and reporting hazards; Organisational human-factors programme: professionalism and integrity, error-provoking behaviour, reporting errors, disciplinary policy, error investigation, action to address problems, feedback, assertiveness; Dealing with emergencies.	2
9.10 <i>The 'Dirty Dozen' and risk-mitigation</i> The 'Dirty Dozen': the twelve most common human-factors errors in maintenance: Lack of communication, Lack of teamwork, Lack of assertiveness, Complacency, Fatigue, Stress, Lack of knowledge, Lack of resources, Lack of awareness, Distraction, Pressure, Norms. Risk-mitigation methods.	2

MODULE 10 — AVIATION LEGISLATION

MODULE 10 — AVIATION LEGISLATION	LEVEL	
	A1	B1
	A2	B2
	A3	B2L
	A4	B3
10.1 Regulatory framework Role of: <ul style="list-style-type: none"> — the International Civil Aviation Organization (ICAO); — the European Commission (EC); — the European Union Aviation Safety Agency (EASA); — the European Union Member States and national aviation authorities; — the bilateral agreements concluded by the European Commission; — Regulation (EU) 2018/1139 (the Basic Regulation) and its implementing acts: Regulations (EU) No 748/2012 (Initial Airworthiness) and (EU) No 1321/2014 (Continuing Airworthiness); — the relationship between regulations (hard law) and AMC, GM and CSs (soft law); — occurrence reporting according to Regulation (EU) No 376/2014; — the relationship between the various annexes (parts) relating to Initial and Continuing Airworthiness (such as Part 21, Part-M, Part-145, Part-66, Part-147, Part-T, Part-ML, Part-CAMO, and Part-CAO) and Regulations (EU) No 965/2012 (the Air Operations Regulation) and (EU) No 1178/2011 (the Air Crew Regulation). 	1	1
10.2 Certifying staff — maintenance Deep understanding of Part-66 maintenance licences with the associated privileges and authorisations, and how to exercise them properly for the different aircraft categories.	2	2
10.3 Approved maintenance organisations General understanding of Part-145 and Part-CAO.	2	2
10.4 Independent certifying staff Privileges, responsibilities, record-keeping, limitations, and oversight according to Part-M, Part-66 and Part-ML.	—	3
10.5 Air operations General understanding of Regulation (EU) No 965/2012 (the Air Operations Regulation); Differences between commercial and non-commercial air operations, and their influence on aircraft maintenance; Air Operator Certificates (AOCs) and self-declaration authorisations; Air operator responsibilities, in particular regarding continuing airworthiness and maintenance; Specialised operations / specific approvals: ETOPS, CAT I/II/III, and BRNAV. Minimum Equipment List (MEL) and Configuration Deviation List (CDL); Aircraft placarding and markings; Documents to be carried on board: <ul style="list-style-type: none"> — Certificate of Airworthiness / Restricted Certificate of Airworthiness; — Airworthiness Review Certificate; — Permit to Fly; — Certificate of Registration; — Noise Certificate; — Weight and Balance report; — Radio Station Licence. 	1	1

MODULE 10 — AVIATION LEGISLATION	LEVEL	
	A1	B1
	A2	B2
	A3	B2L
	A4	B3
10.6 <i>Certification of aircraft, parts, and appliances</i> Basic understanding of Part 21 and of the following EASA certification specifications: CS-22, CS-23, CS-25, CS-27, CS-29, and CS-STAN.	2	2
10.7 <i>Continuing airworthiness</i> General understanding of the Part 21 requirements on continuing airworthiness; General understanding of Part-M, Part-ML and Part-CAMO; Aircraft Maintenance Programme.	2	2
10.8 <i>Oversight principles in continuing airworthiness</i>	1	1
10.9 <i>Maintenance and certification beyond current EU regulations (if not superseded by EU requirements)</i> Maintenance of European Union aircraft that are not within the scope of Regulation (EU) 2018/1139 (Annex I aircraft); European military airworthiness requirement (EMAR) 66 licence; Applicable national and international requirements for component maintenance, welding, painting, NDT, etc. (if not superseded by EU requirements).	–	1
10.10 <i>Cybersecurity in aviation maintenance</i> Regulation on the introduction of organisation requirements for the management of information security risks related to aeronautical information systems used in civil aviation.	1	1

MODULE 11 — AEROPLANE AERODYNAMICS, STRUCTURES AND SYSTEMS

MODULE 11 — AEROPLANE AERODYNAMICS, STRUCTURES AND SYSTEMS	LEVEL				
	A1	A2	B1.1	B1.2	B3
11.1 Theory of flight					
(a) Aeroplane aerodynamics and flight controls Operation and effect of: — roll control: ailerons and spoilers; — pitch control: elevators, stabilators, variable incidence stabilisers and canards; — yaw control, rudder limiters; — elevons, ruddervators; — high-lift devices, slots, slats, flaps, flaperons; — drag-inducing devices, spoilers, lift dumpers, speed brakes; — trim tabs, servo tabs, control surface bias.	1	1	2	2	1
(b) Aeroplane: other aerodynamic devices Operation and effect of: — balance and antibalance (leading) tabs; — spring tabs, mass balance, aerodynamic balance panels; — mass balance, aerodynamic balance panels; — effects of wing fences, saw tooth leading edges; — boundary layer control using vortex generators, stall wedges or leading-edge devices.	1	1	2	2	1
11.2 Airframe structures (ATA 51)					
(a) General concepts: — Zonal and station identification systems; — Electrical bonding; — Lightning strike protection provisions.	2	2	2	2	2
(b) Airworthiness requirements for structural strength: — Structural classification: primary, secondary, and tertiary; — Fail-safe, safe-life, damage-tolerance concepts; — Stress, strain, bending, compression, shear, torsion, tension, hoop stress, fatigue; — Drains and ventilation provisions; — System installation provisions.	2	2	2	2	2
(c) Construction methods — Stressed skin fuselage, formers, stringers, longerons, bulkheads, frames, doublers, struts, ties, beams, floor structures, reinforcement, skinning, anticorrosive protection, wing, empennage and engine attachments; — Structure assembly techniques: riveting, bolting, bonding; — Methods of surface protection, such as chromating, anodising, painting; — Surface cleaning; — Airframe symmetry: methods of alignment and symmetry checks.	1	1	2	2	2

MODULE 11 — AEROPLANE AERODYNAMICS, STRUCTURES AND SYSTEMS	LEVEL				
	A1	A2	B1.1	B1.2	B3
11.3 <i>Airframe structures — aeroplanes</i>					
11.3.1 <i>Fuselage, doors, windows (ATA 52/53/56)</i>	1	1	2	2	1
(a) Construction principles					
— Construction and pressurisation sealing;					
— Wing, stabiliser, pylon, and undercarriage attachments;					
— Seat installation and cargo loading system;					
— Doors and emergency exits: construction, mechanisms, operation and safety devices;					
— Windows and windscreen construction and mechanisms.					
(b) Airborne towing devices (glider, banner, target).	1	1	1	1	1
(c) Doors	1	1	2	1	—
— Doors and emergency exits: safety devices;					
— Cargo loading system.					
11.3.2 <i>Wings (ATA 57)</i>	1	1	2	2	1
Construction;					
Fuel storage;					
Landing gear, pylon, control surface and high lift/drag attachments.					
11.3.3 <i>Stabilisers (ATA 55)</i>	1	1	2	2	1
Construction;					
Control surface attachment.					
11.3.4 <i>Flight control surfaces (ATA 55/57)</i>	1	1	2	2	1
Construction and attachments;					
Balancing — mass and aerodynamics.					
11.3.5 <i>Nacelles/pylons (ATA 54)</i>	1	1	2	2	1
Nacelles/Pylons:					
— Construction,					
— Firewalls,					
— Engine mounts.					
11.4 <i>Air conditioning and cabin pressurisation (ATA 21)</i>					
(a) Pressurisation	1	1	3	3	—
Pressurisation systems;					
Cabin pressure controllers, control, and safety valves;					
Control and indication.					
(b) Air supply	1	-	3	-	—
Sources of air supply including engine bleed, APU and ground cart;					
Distribution systems.					
(c) Air conditioning	1	—	3	-	—
Air-conditioning systems;					
Air cycle and vapour cycle machines;					
Flow, temperature and humidity control system;					
Control and indication control valves.					
(d) Safety and warning devices	1	1	3	3	—
Protection and warning devices.					
(e) Heating and ventilation systems.	—	1	-	3	1

MODULE 11 — AEROPLANE AERODYNAMICS, STRUCTURES AND SYSTEMS	LEVEL				
	A1	A2	B1.1	B1.2	B3
11.5 Instruments / avionics systems 11.5.1 Instrument systems (ATA 31) Pitot-static: Airspeed indicators, Vertical speed indicators, Altimeters; Gyroscopic: Gyroscopic principles, Artificial horizons, Attitude directors, Direction indicators, Horizontal situation indicators (HSI), Slip indicators, Turn indicators, Turn coordinators; Compass systems: systems, direct reading, remote reading, Stall-warning systems and angle-of-attack indicating systems, Glass cockpit, Indications of other aircraft systems.	1	1	2	2	2
11.5.2 Avionics systems Fundamentals of system layouts and operation of: Autoflight (ATA 22) ; Communication systems (ATA 23) : — Very High Frequency (VHF) communications, — High Frequency (HF) communications, — Satellite Communications (SATCOM), — Controller–pilot data link communications (CPDLC), — Audio systems, — Emergency Locator Transmitters (ELTs), — Cockpit Voice Recorder (CVR); Navigation systems (ATA 34) : — Very high frequency omnidirectional range (VOR), — Automatic direction finder (ADF), — Instrument landing system (ILS), — Microwave landing system (MLS), — Flight director systems (FDSs), distance-measuring equipment (DME), — Area navigation (RNAV) systems, — Flight management systems (FMSs), — Satellite navigation systems, — Air traffic control transponder, secondary surveillance radar, — Traffic alert and collision avoidance system (TCAS), — Weather avoidance radar, — Radio altimeter, — Inertial navigation system (INS), — ARINC (Aeronautical Radio Incorporated) communication and reporting. Types and uses of avionics general test equipment.	1	1	1	1	1

MODULE 11 — AEROPLANE AERODYNAMICS, STRUCTURES AND SYSTEMS	LEVEL				
	A1	A2	B1.1	B1.2	B3
11.6 Electrical power (ATA 24) <ul style="list-style-type: none"> — Installation and operation of batteries; — DC power generation; — AC power generation; — Emergency power generation; — Voltage regulation; — Power distribution; — Inverters, transformers, rectifiers; — Circuit protection; — External/ground power. 	1	1	3	3	3
11.7 Equipment and furnishings (ATA 25) <p>(a) Emergency equipment: Emergency equipment requirements.</p> <p>(b) Cabin and cargo layout:</p> <ul style="list-style-type: none"> — Seats, harnesses, and belts; — Cabin layout; — Equipment layout; — Cabin furnishing installation; — Galley installation; — Cargo handling and retention equipment; — Airstairs. 	2	2	2	2	2
11.8 Fire protection (ATA 26) <p>(a) Fire and smoke detection system, and fire-extinguishing systems:</p> <ul style="list-style-type: none"> — Fire and smoke detection and warning systems; — Fire-extinguishing systems; — System tests. <p>(b) Portable fire extinguisher.</p>	1	1	1	1	—
	1	1	1	1	1
11.9 Flight controls (ATA 27) <p>(a) Primary and secondary flight controls:</p> <ul style="list-style-type: none"> — Primary controls: aileron, elevator, rudder, spoiler; — Trim control, trim tabs; — High-lift devices; — System operation: manual; — Gust locks and gust lock systems; — Artificial feel, yaw damper, Mach trim, rudder limiter; — Stall-warning systems. <p>(b) Actuation and protection:</p> <ul style="list-style-type: none"> — Active load control; — Lift dump, speed brakes; — Hydraulic, pneumatic systems; — Stall-protection systems. <p>(c) System operation: Electrical systems, fly-by-wire systems.</p> <p>(d) Balancing and rigging.</p>	1	1	3	3	2
	1	—	3	—	—
	1	—	3	—	—
	1	1	3	3	2
11.10 Fuel systems (ATA 28, ATA 47)					

MODULE 11 — AEROPLANE AERODYNAMICS, STRUCTURES AND SYSTEMS	LEVEL				
	A1	A2	B1.1	B1.2	B3
(a) Systems: — System layout; — Fuel tanks; — Supply systems.	1	1	3	3	1
(b) Fuel handling: — Cross-feed and transfer; — Refuelling and defuelling.	1	1	3	3	1
(c) Indication and warnings.	1	1	3	3	1
(d) Special systems: — Dumping, venting, and draining; — Inert gas systems.	1	—	3	—	—
(e) Balancing: Longitudinal balance fuel systems.	1	—	3	—	—
11.11 Hydraulic power (ATA 29)					
(a) System description: System layout; Hydraulic fluids; Hydraulic reservoirs and accumulators; Filters; Power distribution.	1	1	3	3	2
(b) System operation (1): Pressure generation: electric and mechanical; Pressure control; Indication and warning systems; Servicing.	1	1	3	3	2
(c) System operation (2): Pressure generation: pneumatic; Emergency pressure generation; Interface with other systems.	1	—	3	—	—
11.12 Ice and rain protection (ATA 30)					
(a) Principles: Ice formation, classification, and detection.	1	1	3	3	1
(b) De-icing: De-icing systems: electrical, hot-air, pneumatic, chemical; Probe and drain heating.	1	1	3	3	1
(c) Anti-icing: Anti-icing systems: electrical, hot-air, chemical.	1	—	3	—	—
(d) Wipers: Wiper systems.	1	1	3	3	1
(e) Rain-repellent systems.	1	—	3	—	—
11.13 Landing gear (ATA 32)					
(a) Description: Construction, shock absorbing; Tyres.	2	2	3	3	2

MODULE 11 — AEROPLANE AERODYNAMICS, STRUCTURES AND SYSTEMS	LEVEL				
	A1	A2	B1.1	B1.2	B3
(b) Systems: Extension and retraction systems: normal and emergency; Indications and warnings; Wheels, brakes, antiskid, and autobraking; Steering.	2	2	3	3	2
(c) Air-ground sensing.	2	—	3	—	—
(d) Tail protection: Skids.	2	2	3	3	2
11.14 Lights (ATA 33) External: navigation, anticollision, landing, taxiing, ice; Internal: cabin, cockpit, cargo; Emergency.	2	2	3	3	2
11.15 Oxygen (ATA 35) System layout: cockpit, cabin; Sources, storage, charging and distribution; Supply regulation; Indications and warnings.	1	1	3	3	2
11.16 Pneumatic / vacuum (ATA 36) (a) Systems: System layout; Sources: engine / APU (Auxiliary Power Unit), compressors, reservoirs, ground supply; Pressure control; Distribution; Indications and warnings; Interface with other systems. (b) Pumps: Pressure and vacuum pumps.	1	1	3	3	2
11.17 Water / waste (ATA 38) (a) Systems: Water system layout, supply, distribution, servicing and draining; Toilet system layout, flushing and servicing. (b) Corrosion: Corrosion aspects.	2	2	3	3	2
11.18 Onboard maintenance systems (ATA 45) Central maintenance computers; Data-loading system; Electronic library system; Printing systems; Structure monitoring (damage-tolerance monitoring).	1	—	2	—	—
11.19 Integrated modular avionics (IMA) (ATA 42) (a) Overall system description and theory: Core system; network components; Functions that may be typically integrated in the integrated modular avionics (IMA) modules are, among others:	1	—	2	—	—

MODULE 11 — AEROPLANE AERODYNAMICS, STRUCTURES AND SYSTEMS	LEVEL				
	A1	A2	B1.1	B1.2	B3
<p>Bleed management, air pressure control, air ventilation and control, avionics and cockpit ventilation control, temperature control, air traffic communication, avionics communication router, electrical load management, circuit breaker monitoring, electrical system BITE, fuel management, braking control, steering control, landing gear extension and retraction, tyre pressure indication, oleo pressure indication, brake temperature monitoring, etc.</p> <p>(b) Typical system layout.</p>					
	1	—	2	—	—
<p>11.20 Cabin systems (ATA 44)</p> <p>System architecture, operation, and control of systems for:</p> <ul style="list-style-type: none"> — passenger in-flight entertainment; — communication within the aircraft (Cabin intercommunication data system (CIDS)); — communication between the aircraft cabin and ground stations; <ul style="list-style-type: none"> — including voice, data, music, and video transmission. <p>CIDS interface between cockpit/cabin crew and cabin systems. Data exchange between the different related line replaceable units (LRUs). Flight attendant panels (FAPs). Cabin network server (CNS) and interfaces with the following systems:</p> <ul style="list-style-type: none"> — Data/radio communication; — Cabin core system (CCS); — In-flight entertainment system (IFES); — External communication system (ECS); — Cabin mass memory system (CMMS); — Cabin monitoring system (CMS); — Miscellaneous cabin systems (MCSs); and — Other systems. <p>Cabin network server (CNS) hosting functions:</p> <ul style="list-style-type: none"> — Access to predeparture/departure reports; — Email/intranet/internet access; passenger database; — In-flight entertainment system; — External communication system; — Cabin mass memory system; — Cabin monitoring system; — Miscellaneous cabin system. 	1	—	2	—	—
<p>11.21 Information systems (ATA 46)</p> <p>System architecture, operation, and control of:</p> <ul style="list-style-type: none"> — Storage and electronic library; — Updating; — Retrieving of digital information; — Air traffic and information management systems (ATIMS) and network server systems; — Aircraft general information system; — Flight deck information system; — Maintenance information system; — Passenger cabin information system; — Miscellaneous information systems; — Other linked systems. 	1	—	2	—	—

MODULE 12 — HELICOPTER AERODYNAMICS, STRUCTURES AND SYSTEMS

MODULE 12 — HELICOPTER AERODYNAMICS, STRUCTURES AND SYSTEMS	LEVEL	
	A3 A4	B1.3 B1.4
12.1 Theory of flight — rotary wing aerodynamics Terminology; Effects of gyroscopic precession; Torque reaction and directional control; Dissymmetry of lift, blade tip stall; Translating tendency and its correction; Coriolis effect and compensation; Vortex ring state, power setting, overpitching; Auto-rotation; Ground effect.	1	2
12.2 Flight control systems (ATA 67) Cyclic control; Collective control; Swashplate; Yaw control: antitorque control, tail rotor, bleed air; Main-rotor head: design and operation features; Blade dampers: function and construction; Rotor blades: main- and tail-rotor blade construction and attachment; Trim control, fixed and adjustable stabilisers; System operation: manual, hydraulic, electrical, fly-by-wire; Artificial feel; Balancing and rigging.	2	3
12.3 Blade tracking and vibration analysis (ATA 18) Rotor alignment; Main-rotor and tail-rotor tracking; Static and dynamic balancing; Vibration types, and vibration reduction methods; Ground resonance.	1	3
12.4 Transmission Gear boxes, main and tail rotors; Clutches, free wheel units and rotor brake; Tail-rotor drive shafts, flexible couplings, bearings, vibration dampers and bearing hangers.	1	3
12.5 Airframe structures (a) General concept Airworthiness requirements for structural strength; Structural classification: primary, secondary, tertiary; Fail-safe, safe-life, damage-tolerance concepts; Zonal and station identification systems; Stress, strain, bending, compression, shear, torsion, tension, hoop stress, fatigue; Drains and ventilation provisions; System installation provisions; Lightning strike protection provisions.	2	2

MODULE 12 — HELICOPTER AERODYNAMICS, STRUCTURES AND SYSTEMS	LEVEL	
	A3 A4	B1.3 B1.4
(b) Construction methods for the principal elements Stressed skin fuselage, formers, stringers, longerons, bulkheads, frames, doublers, struts, ties, beams, floor structures, reinforcement, skinning and anticorrosive protection; Pylon, stabiliser and undercarriage attachments; Seat installation; Doors: construction, mechanisms, operation, and safety devices; Windows and windscreen construction; Fuel storage; Firewalls; Engine mounts; Structure assembly techniques: riveting, bolting, bonding; Methods for surface protection, such as chromating, anodising, painting; Surface cleaning; Airframe symmetry: methods for alignment and symmetry checks.	1	2
12.6 Air conditioning (ATA 21) 12.6.1 Air supply Sources of air supply, including engine bleed and ground cart.	1	2
12.6.2 Air conditioning Air-conditioning systems; Distribution systems; Flow and temperature control systems; Protection and warning devices.	1	3
12.7 Instruments / avionics systems 12.7.1 Instrument systems (ATA 31) Pitot-static: altimeter, airspeed indicator, vertical speed indicator; Gyroscopic: artificial horizon, attitude director, direction indicator, horizontal situation indicator, turn and slip indicator, turn coordinator; Compasses: direct reading, remote reading; Vibration indicating systems / health and usage monitoring systems (HUMSs); Glass cockpit; Indications of other aircraft systems.	1	2
12.7.2 Avionics systems Fundamentals of system layouts and operation of: Autoflight (ATA 22); Communications (ATA 23): <ul style="list-style-type: none"> — Very high frequency (VHF) communications, — High-frequency (HF) communications, — Satellite communications (SATCOM), — Controller–pilot data link communications (CPDLC), — Audio systems, — Emergency locator transmitters (ELTs), — Cockpit voice recorder (CVR); Navigation systems (ATA 34):	1	1

MODULE 12 — HELICOPTER AERODYNAMICS, STRUCTURES AND SYSTEMS	LEVEL	
	A3 A4	B1.3 B1.4
<ul style="list-style-type: none"> — Very high frequency omnidirectional range (VOR), — Automatic direction finding (ADF), — Instrument landing system (ILS), — Microwave landing system (MLS), — Flight director systems (FDSs), distance-measuring equipment (DME), — Area navigation (RNAV) systems, — Flight management systems (FMSs), — Satellite navigation systems, — Inertial navigation system (INS), — Air traffic control transponder, secondary surveillance radar, — Traffic alert and collision avoidance system (TCAS), — Weather avoidance radar, — Radio altimeter, — ARINC communication and reporting. Types and uses of general test equipment for avionics.		
12.8 Electric power (ATA 24) Installation and operation of batteries; DC power generation, AC power generation; Emergency power generation; Voltage regulation, circuit protection; Power distribution; Inverters, transformers, rectifiers; External/Ground power.	1	3
12.9 Equipment and furnishings (ATA 25) (a) Emergency equipment requirements; Seats, harnesses, and belts; Lifting systems.	2	2
(b) Emergency flotation systems; Cabin layout, cargo retention; Equipment layout; Cabin furnishing installation.	1	1
12.10 Fire protection (ATA 26) (a) Fire and smoke detection and warning systems; Fire-extinguishing systems; System tests.	1	3
(b) Portable fire extinguishers.	1	1
12.11 Fuel systems (ATA 28) System layout; Fuel tanks; Supply systems; Dumping, venting, and draining; Cross-feed and transfer; Indications and warnings; Refuelling and defuelling.	1	3

MODULE 12 — HELICOPTER AERODYNAMICS, STRUCTURES AND SYSTEMS	LEVEL	
	A3 A4	B1.3 B1.4
12.12 Hydraulic power (ATA 29) System layout; Hydraulic fluids; Hydraulic reservoirs and accumulators; Pressure generation: electric, mechanical, pneumatic; Emergency pressure generation; Filters; Pressure control; Power distribution; Indication and warning systems; Interface with other systems; Servicing.	1	3
12.13 Ice and rain protection (ATA 30) Ice formation, classification, and detection; Anti-icing and de-icing systems: electrical, hot-air, and chemical; Rain repellent and removal; Probe and drain heating; Wiper system.	1	3
12.14 Landing gear (ATA 32) (a) System description and operation: Construction, shock absorbing; Extension and retraction systems: normal and emergency; Wheels, tyres, brakes; Steering; Skids, floats. (b) Sensors: Indications and warning; Air-ground sensing.	2	3
	2	3
12.15 Lights (ATA 33) External: navigation, landing, taxiing; Internal: cabin, cockpit, cargo; Emergency.	2	3
12.16 (Reserved)		
12.17 Integrated modular avionics (IMA) (ATA 42)	1	2

MODULE 12 — HELICOPTER AERODYNAMICS, STRUCTURES AND SYSTEMS	LEVEL	
	A3 A4	B1.3 B1.4
<p>(a) Overall system description and theory</p> <p>Functions that may be typically integrated in the integrated modular avionics (IMA) modules: Bleed management, air pressure control, air ventilation and control, avionics and cockpit ventilation control, temperature control, air traffic communication, avionics communication router, electrical load management, circuit breaker monitoring, electrical system BITE, fuel management, steering control, landing gear extension and retraction, tyre pressure indication, oleo pressure indication, brake temperature monitoring, etc.;</p> <p>Core System; Network Components.</p>		
<p>(b) Typical system layouts.</p>	1	2
<p>12.18 Onboard maintenance systems (ATA 45)</p> <p>Central maintenance computers; Data-loading system; Electronic library system.</p>	1	2
<p>12.19 Information systems (ATA 46)</p> <p>The units and components which furnish a means of storing, updating, and retrieving digital information traditionally provided on paper, microfilm or microfiche. They include units that are dedicated to the information storage and retrieval function, such as the electronic library mass storage and controller. They do not include units or components installed for other uses and shared with other systems, such as flight deck printer or general-use display.</p> <p>Typical examples include air traffic and information management systems and network server systems.</p> <p>Aircraft general information system. Flight deck information system. Maintenance information system. Miscellaneous information system.</p>	1	2

MODULE 13 — AIRCRAFT AERODYNAMICS, STRUCTURES AND SYSTEMS

C/N: Communication and Navigation; **Ins.:** Instruments; **A/F:** Autoflight; **Sur.:** Surveillance; **A/S:** Airframe and Systems

MODULE 13 — AIRCRAFT AERODYNAMICS, STRUCTURES AND SYSTEMS	LEVEL						
	B2	B2L Basic	B2L C/N	B2L Ins.	B2L A/F	B2L Sur.	B2L A/S
13.1 Theory of flight							
(a) Aeroplane aerodynamics and flight controls Operation and effect of: — roll control: ailerons and spoilers; — pitch control: elevators, stabilators, variable incidence stabilisers and canards; and — yaw control: rudder limiters; — control using elevons, ruddervators; — high-lift devices: slots, slats, flaps; — drag-inducing devices: spoilers, lift dumpers, speed brakes; — trim tabs, servo tabs, and control surface bias.	1	1	—	—	—	—	—
(b) Rotary wing aerodynamics Terminology; Operation and effect of cyclic, collective, and antitorque controls.	1	1	—	—	—	—	—
13.2 Structures — general concepts							
(a) General concepts; Zonal and station identification systems; Electrical bonding; Lightning strike protection provisions.	2	2	—	—	—	—	—
(b) Fundamentals of structural systems.	1	1	—	—	—	—	—
13.3 Autoflight (ATA 22)							
(a) Fundamentals of automatic flight control: — Working principles and current terminology; — Command signal processing; — Modes of operation: roll, pitch, and yaw channels; — Yaw dampers; — Stability augmentation system in helicopters; — Automatic trim control; — Autopilot navigation aids interface.	3	—	—	—	3	—	—
(b) Autothrottle systems and automatic landing systems: — Principles and categories; — Modes of operation; — Approach; — Glideslope; — Land, go-around; — System monitors and failure conditions.	3	—	—	—	3	—	—

MODULE 13 — AIRCRAFT AERODYNAMICS, STRUCTURES AND SYSTEMS	LEVEL						
	B2	B2L Basic	B2L C/N	B2L Ins.	B2L A/F	B2L Sur.	B2L A/S
13.4 Communication/navigation (ATA 23/34)							
(a) Fundamentals of communication and navigation systems:	3	—	3	—	—	—	—
— Radio wave propagation, antennas, transmission lines, communication, receiver, and transmitter;							
Working principles of the following systems:							
— Very high frequency (VHF) communications;							
— High-frequency (HF) communications;							
— Satellite communications (SATCOM);							
— Controller–pilot data link communications (CPDLC);							
— Audio systems;							
— Emergency locator transmitters (ELTs);							
— Cockpit voice recorder (CVR);							
— Very high frequency omnidirectional range (VOR);							
— Automatic direction finding (ADF);							
— Instrument landing system (ILS);							
— Flight director systems (FDSs), distance-measuring equipment (DME);							
— Area navigation (RNAV) systems;							
— Flight management systems (FMSs);							
— Global navigation satellite systems (GNSSs), Global Positioning System (GPS), ground-based augmentation system (GBAS), satellite-based augmentation system (SBAS) such as the European geostationary navigation overlay service (EGNOS) and the wide area augmentation system (WAAS);							
— Data link and two-way data link.							
(b) Fundamentals of aircraft surveillance systems:	3	—	—	—	—	3	—
— Air traffic control transponder, secondary surveillance radar;							
— Traffic alert and collision avoidance system (TCAS);							
— Weather avoidance radar;							
— Radio altimeter;							
— Automatic dependent surveillance — broadcast (ADS-B) and its other associated services such as FIS-B, TIS-B and multilink;							
— Inertial navigation system (INS);							
— ARINC (Aeronautical Radio Incorporated) communication and reporting.							
13.5 Electric power (ATA 24)							

MODULE 13 — AIRCRAFT AERODYNAMICS, STRUCTURES AND SYSTEMS	LEVEL						
	B2	B2L Basic	B2L C/N	B2L Ins.	B2L A/F	B2L Sur.	B2L A/S
<ul style="list-style-type: none"> — Installation and operation of batteries; — DC power generation; — AC power generation; — Emergency power generation; — Voltage regulation; — Power distribution; — Inverters, transformers, rectifiers; — Circuit protection; — External/ground power. 	3	3	—	—	—	—	—
13.6 Equipment and furnishings (ATA 25) Electronic emergency equipment requirements.	3	—	—	—	—	—	—
13.7 Flight controls (a) Primary and secondary flight controls (ATA 27): <ul style="list-style-type: none"> — Primary controls: aileron, elevator, rudder, spoiler; — Trim control: trim tabs; — High-lift devices; — System operation: manual; — Gust locks and gust lock systems; — Artificial feel, yaw damper, Mach trim, rudder limiter; — Stall-warning systems. (b) Actuation and protection: <ul style="list-style-type: none"> — Active load control; — Lift dump, speed brakes; — Hydraulic, pneumatic systems; — Stall-protection systems. (c) System operation: <ul style="list-style-type: none"> — System operation: electrical, fly-by-wire. (d) Rotorcraft flight controls (ATA 67): Rotorcraft controls: cyclic control, collective control, swashplate, yaw control.	2	—	—	—	2	—	—
	2	—	—	—	2	—	—
	3	—	—	—	3	—	—
	2	—	—	—	2	—	—
13.8 Instruments (ATA 31) <ul style="list-style-type: none"> — Classification; — Atmosphere; — Terminology; — Pressure-measuring devices and systems; — Pitot-static systems; — Altimeters; — Vertical speed indicators; — Airspeed indicators; — Machmeters; — Altitude-reporting/-alerting systems; — Air-data computers; — Instrument pneumatic systems; — Direct-reading pressure and temperature gauges; — Temperature-indicating systems; 	3	—	—	3	—	—	—

MODULE 13 — AIRCRAFT AERODYNAMICS, STRUCTURES AND SYSTEMS	LEVEL						
	B2	B2L Basic	B2L C/N	B2L Ins.	B2L A/F	B2L Sur.	B2L A/S
<ul style="list-style-type: none"> — Gyroscopic principles; — Artificial horizons; — Slip indicators; — Directional gyros; — Ground proximity warning systems (GPWSs); — Compass systems; — Flight data recording systems (FDRs); — Electronic flight instrument systems (EFISs) — typical system arrangements and cockpit layout; — Instrument warning systems, including master warning systems and centralised warning panels; — Stall-warning systems and angle-of-attack indicating systems; — Vibration measurement and indication; — Glass cockpit; — Types and uses of general test equipment for avionics. 							
13.9 Lights (ATA 33) External: navigation, anticollision, landing, taxiing, ice; Internal: cabin, cockpit, cargo; Emergency.	3	3	—	—	—	—	—
13.10 Onboard maintenance systems (ATA 45) Central maintenance computers; Data-loading system; Electronic library system; Printing system; Structure monitoring system (damage-tolerance monitoring).	3	—	—	—	—	—	—
13.11 Air conditioning and cabin pressurisation (ATA 21) (a) Pressurisation: <ul style="list-style-type: none"> — Pressurisation systems; — Cabin pressure controllers, control and safety valves; — Control and indication. (b) Air supply: Sources of air supply including engine bleed, APU and ground cart; Distribution systems. (c) Air conditioning. (d) Safety and warning devices.	3	—	—	—	—	—	3
	1	—	—	—	—	—	1
	3	—	—	—	—	—	3
	3	—	—	—	—	—	3
13.12 Fire protection (ATA 26) (a) Fire and smoke detection system and fire-extinguishing systems; <ul style="list-style-type: none"> — Fire and smoke detection and warning systems; — Fire-extinguishing systems; — System tests. (b) Portable fire extinguisher.	3	—	—	—	—	—	3
	1	—	—	—	—	—	1

MODULE 13 — AIRCRAFT AERODYNAMICS, STRUCTURES AND SYSTEMS	LEVEL						
	B2	B2L Basic	B2L C/N	B2L Ins.	B2L A/F	B2L Sur.	B2L A/S
13.13 Fuel systems (ATA 28, ATA 47)							
(a) System layout: System layout; Fuel tanks; Supply systems.	1	—	—	—	—	—	1
(b) Fuel handling; Cross-feed and transfer; Refuelling and defuelling.	2	—	—	—	—	—	2
(c) Indications and warnings.	3	—	—	—	—	—	3
(d) Special systems: Dumping, venting and draining; Inert gas systems.	1	—	—	—	—	—	1
(e) Balancing: Longitudinal balance fuel systems.	3	—	—	—	—	—	3
13.14 Hydraulic power (ATA 29)							
(a) System layout: System layout; Hydraulic fluids; Hydraulic reservoirs and accumulators; Filters; Power distribution.	1	—	—	—	—	—	1
(b) System operation (1): Pressure generation: electric and mechanical; Pressure control; Indication and warning systems; Servicing.	3	—	—	—	—	—	3
(c) System operation (2): Pressure generation: pneumatic; Emergency pressure generation; Interface with other systems.	3	—	—	—	—	—	3
13.15 Ice and rain protection (ATA 30)							
(a) Principles: Ice formation, classification, and detection.	2	—	—	—	—	—	2
(b) De-icing: De-icing systems: electrical, hot-air, pneumatic, and chemical; Probe and drain heating.	3	—	—	—	—	—	3
(c) Anti-icing: Anti-icing systems: electrical, hot-air, and chemical.	2	—	—	—	—	—	2
(d) Wiper systems.	1	—	—	—	—	—	1
(e) Rain repellent.	1	—	—	—	—	—	1
13.16 Landing gear (ATA 32)							
(a) Description: Construction, shock absorbing; Tyres.	1	—	—	—	—	—	1
(b) Systems: Extension and retraction systems: normal and emergency; Indications and warnings;	3	—	—	—	—	—	3

MODULE 13 — AIRCRAFT AERODYNAMICS, STRUCTURES AND SYSTEMS	LEVEL						
	B2	B2L Basic	B2L C/N	B2L Ins.	B2L A/F	B2L Sur.	B2L A/S
System architecture, operation and control of systems for: <ul style="list-style-type: none"> — passenger in-flight entertainment; — communication within the aircraft (cabin intercommunication data system (CIDS)); — communication between the aircraft cabin and ground stations, including voice, data, music and video transmission. CIDS interface between cockpit/cabin crew and cabin systems; Data exchange between the different related line replaceable units (LRUs); Flight attendant panels (FAPs). CNS server and interfaces with the following systems: <ul style="list-style-type: none"> — Data/radio communication system; — Cabin core system (CCS); — In-flight entertainment system (IFES); — External communication system (ECS); — Cabin mass memory system (CMMS); — Cabin monitoring system (CMS); — Miscellaneous cabin systems (MCSs). The CNS may host functions such as: <ul style="list-style-type: none"> — access to predeparture/departure reports; — email/intranet/internet access; — passenger database. 	3	—	—	—	—	—	—
13.22 Information systems (ATA 46) The units and components which furnish a means of storing, updating, and retrieving digital information traditionally provided on paper, microfilm or microfiche. They include units that are dedicated to the information storage and retrieval function, such as the electronic library mass storage and controller, but they do not include units or components installed for other uses and shared with other systems, such as flight deck printer or general-use display. Typical examples include: <ul style="list-style-type: none"> — air traffic and information management systems and network server systems; — aircraft general information system; — flight deck information system; — maintenance information system; — passenger cabin information system; — miscellaneous information systems; — other linked systems. 	3	—	—	—	—	—	—

MODULE 14 — PROPULSION

MODULE 14 — PROPULSION	LEVEL
	B2 B2L Instruments B2L Airframe & Systems
14.1 Engines	
(a) Constructional arrangement and operation of turbojet, turbofan, turboshaft, and turboprop engines.	1
(b) Constructional arrangement and operation of auxiliary power units (APUs).	1
(c) Constructional arrangement and operation of piston engines.	1
(d) Constructional arrangement and operation of electric and hybrid engines, their electric energy storage and control systems.	2
(e) Electronic engine control and fuel-metering systems (full authority digital engine control (FADEC)).	2
14.2 Electric/electronic engine indication systems	2
— Exhaust gas temperature / interstage turbine temperature systems;	
— Cylinder head temperature, engine coolant temperature, engine speed;	
— Engine thrust indication: engine pressure ratio, engine turbine discharge pressure or jet pipe pressure systems;	
— Vibration measurement systems;	
— Oil pressure and temperature;	
— Fuel pressure, temperature, and flow;	
— Manifold pressure;	
— Engine torque.	
14.3 Propeller systems	2
— Propeller speed indication;	
— Speed control and pitch change methods — electrical/electronic;	
— Synchronising and synchrophasing equipment;	
— Electrical anti-icing/de-icing equipment.	
14.4 Starting and ignition systems	2
— Operation of engine start systems and components;	
— Ignition systems and components;	
— Maintenance safety requirements.	

MODULE 15 — GAS-TURBINE ENGINE

MODULE 15 — GAS-TURBINE ENGINE	LEVEL	
	A1 A3	B1.1 B1.3
15.1 Fundamentals — Potential energy, kinetic energy, Newton’s laws of motion, Brayton cycle; — The relationship between force, work, power, energy, velocity, and acceleration; — Constructional arrangement and operation of turbojet, turbofan, turboshaft, turboprop, and geared turbofan engines.	1	2
15.2 Engine performance — Gross thrust, net thrust, choked nozzle thrust, thrust distribution, resultant thrust, thrust horsepower, equivalent shaft horsepower, specific fuel consumption; — Engine efficiencies; — By-pass ratio and engine pressure ratio; — Pressure, temperature, and velocity of the gas flow; — Engine ratings, static thrust, influence of speed, altitude and hot climate, flat rating, limitations.	—	2
15.3 Inlet — Compressor inlet ducts; — Effects of various inlet configurations; — Ice protection.	2	2
15.4 Compressors — Axial and centrifugal types; — Constructional features, operating principles, and applications; — Fan balancing; — Operation: o Causes and effects of compressor stall and surge; o Methods of air-flow control: bleed valves, variable inlet guide vanes, variable stator vanes, rotating stator blades; o Compressor ratio.	1	2
15.5 Combustion section Constructional features and principles of operation.	1	2
15.6 Turbine section — Operation and characteristics of different turbine blade types; — Blade-to-disk attachment; — Nozzle guide vanes; — Causes and effects of turbine blade stress and creep.	2	2
15.7 Exhaust — Constructional features and principles of operation; — Convergent, divergent, and variable area nozzles; — Engine noise reduction; — Thrust reversers.	1	2
15.8 Bearings and seals Constructional features and principles of operation.	—	2
15.9 Lubricants and fuels — Properties and specifications of standard, alternate, and drop-in fuel; — Properties and specifications of lubricants; — Fuel additives; — Safety precautions.	1	2

MODULE 15 — GAS-TURBINE ENGINE	LEVEL	
	A1 A3	B1.1 B1.3
15.10 <i>Lubrication systems</i> System operation/layout and components.	1	2
15.11 <i>Fuel systems</i> — Operation of engine control and fuel-metering systems, including electronic engine control (full authority digital engine control (FADEC)) and electronic power augmentation; — System layout and components.	1	2
15.12 <i>Air systems</i> Operation of engine air distribution and anti-icing control systems, including internal cooling and sealing, and external air services.	1	2
15.13 <i>Starting and ignition systems</i> — Operation of engine start systems and components; — Ignition systems and components; — Maintenance safety requirements.	1	2
15.14 <i>Engine indication systems</i> — Exhaust gas temperature / interstage turbine temperature; — Engine thrust indication: engine pressure ratio, engine turbine discharge pressure or jet pipe pressure systems; — Oil pressure and temperature; — Fuel pressure and flow; — Engine speed; — Vibration measurement and indication; — Torque; — Power.	1	2
15.15 <i>Alternate turbine constructions</i> — Geared turbofan (GTF); — Variable fan blades; — Open rotor/propfan; — Hybrid turbine-electric concepts and electric power augmentation; — Future trends and developments.	—	1
15.16 <i>Turboprop engines</i> — Gas-coupled/free-turbine and gear-coupled turbines; — Reduction gears; — Integrated engine and propeller controls; — Overspeed safety devices.	1	2
15.17 <i>Turboshaft engines</i> Arrangements, drive systems, reduction gearing, couplings, control systems.	1	2
15.18 <i>Auxiliary power units (APUs)</i> Purpose, operation, protective systems.	1	2
15.19 <i>Power plant installation</i> Configuration of firewalls, cowlings, acoustic panels, engine mounts, antivibration mounts, hoses, pipes, feeders, connectors, wiring looms, control cables and rods, lifting points and drains.	1	2
15.20 <i>Fire protection systems</i> Operation of fire-detection and fire-extinguishing systems.	1	2

MODULE 15 — GAS-TURBINE ENGINE	LEVEL	
	A1 A3	B1.1 B1.3
15.21 Engine monitoring and ground operation <ul style="list-style-type: none"> — Procedures for starting and ground run-up; — Interpretation of engine power output and parameters; — Trend (including oil analysis, vibration and borescope) monitoring; — Inspection of engine and components to criteria, tolerances and data specified by the engine manufacturer; — Compressor washing/cleaning; — Foreign object damage (FOD). 	1	3
15.22 Engine storage and preservation Preservation and depreservation for the engine and its accessories/systems.	—	2

MODULE 16 — PISTON ENGINE

MODULE 16 — PISTON ENGINE	LEVEL	
	A2 A4	B1.2 B1.4 B3
16.1 Fundamentals <ul style="list-style-type: none"> — Mechanical, thermal, and volumetric efficiencies; — Operating principles: 2-stroke, 4-stroke, Otto, diesel, and rotary (Wankel); — Piston displacement and compression ratio; — Engine configuration and firing order. 	1	2
16.2 Engine performance <ul style="list-style-type: none"> — Power calculation and measurement; — Factors that affect engine power; — Mixtures/leaning, pre-ignition. 	1	2
16.3 Engine construction <ul style="list-style-type: none"> — Crank case, crank shaft, cam shafts, sumps; — Accessory gearbox; — Cylinder and piston assemblies; — Connecting rods, inlet and exhaust manifolds; — Valve mechanisms; — Propeller reduction gearboxes. 	1	2
16.4 Engine fuel systems		
16.4.1 Carburettors <ul style="list-style-type: none"> — Types, construction, and principles of operation; — Icing and heating. 	1	2
16.4.2 Fuel injection systems Types, construction, and principles of operation.	1	2
16.4.3 Electronic engine control <ul style="list-style-type: none"> — Operation of engine control and fuel-metering systems including electronic engine control (full authority digital engine control (FADEC)); — System layout and components. 	1	2
16.5 Starting and ignition systems <ul style="list-style-type: none"> — Starting systems, preheat systems; — Magneto types, construction, and principles of operation; — Ignition harnesses, spark plugs; — Low- and high-tension systems. 	1	2
16.6 Induction, exhaust, and cooling systems <ul style="list-style-type: none"> — Construction and operation of induction systems, including alternate air systems; — Exhaust systems, engine cooling systems — air and liquid. 	1	2
16.7 Supercharging/turbocharging <ul style="list-style-type: none"> — Principles and purpose of supercharging and its effects on engine parameters; — Construction and operation of supercharging/turbocharging systems; — System terminology; — Control systems; — System protection. 	1	2
16.8 Lubricants and fuels <ul style="list-style-type: none"> — Properties and specifications of standard, alternate, and drop-in fuel; — Properties and specifications of lubricants; — Fuel additives; — Safety precautions. 	1	2

MODULE 16 — PISTON ENGINE	LEVEL	
	A2 A4	B1.2 B1.4 B3
16.9 <i>Lubrication systems</i> System operation/layout and components.	1	2
16.10 <i>Engine indication systems</i> — Engine speed; — Cylinder head temperature; — Coolant temperature; — Oil pressure and temperature; — Exhaust gas temperature; — Fuel pressure and flow; — Manifold pressure.	1	2
16.11 <i>Power plant installation</i> Configuration of firewalls, cowlings, acoustic panels, engine mounts, antivibration mounts, hoses, pipes, feeders, connectors, wiring looms, control cables and rods, lifting points and drains.	1	2
16.12 <i>Engine monitoring and ground operation</i> — Procedures for starting and ground run-up; — Interpretation of engine power output and parameters; — Inspection of engine and components: criteria, tolerances, and data specified by the engine manufacturer.	1	3
16.13 <i>Engine storage and preservation</i> Preservation and depreservation for the engine and its accessories/systems.	—	2
16.14 <i>Alternate piston-engine constructions</i> Hybrid piston–electric concepts and electric power augmentation.	1	1

MODULE 17 — PROPELLER

MODULE 17 — PROPELLER	LEVEL	
	A1 A2	B1.1 B1.2 B3
17.1 Fundamentals — Blade element theory; — High/low blade angle, reverse angle, angle of attack, rotational speed; — Propeller slip; — Aerodynamic, centrifugal, and thrust forces; — Torque; — Relative airflow on blade angle of attack; — Vibration and resonance.	1	2
17.2 Propeller construction — Construction methods and materials used in wooden, composite and metal propellers; — Blade station, blade face, blade shank, blade back / thrust face and hub assembly; — Fixed pitch, controllable pitch, constant speed propeller; — Propeller/spinner installation.	1	2
17.3 Propeller pitch control — Speed control and pitch change methods — mechanical and electrical/electronic; — Feathering and reverse pitch; — Overspeed protection.	1	2
17.4 Propeller synchronising Synchronising and synchrophasing equipment.	—	2
17.5 Propeller ice protection Fluid and electrical de-icing equipment.	1	2
17.6 Propeller maintenance — Static and dynamic balancing; — Blade tracking; — Assessment of blade damage, erosion, corrosion, impact damage, delamination; — Propeller treatment/repair schemes; — Propeller engine running.	1	3
17.7 Propeller storage and preservation Propeller preservation and depreservation.	1	2

AMC1 Appendix I — Basic Knowledge Requirements (except for category L licence) Section 3

ED Decision 2023/019/R
Basic training methods

Training methods are categorised as follows: ‘instructor-centred training’, ‘student-centred training’, and ‘blended training’.

The actual training method and training tools should be adapted to suit the training subject and be chosen considering their intrinsic characteristics, such as but not limited to their efficiency and the pedagogical benefits of the training method/tool.

Basic training modules 7, 9, 11, 12, 13, 14, 15, 16 and 17 should not normally be taught solely through a student-centred method unless provisions are in place to verify the actual and progressive acquisition of knowledge, skills and attitude by the student.

Appendix II — Basic examination standard (except for category L licence)

1. General

Regulation (EU) 2023/989

- 1.1. All basic examinations shall be carried out using the multi-choice question format and essay questions as specified below. The incorrect alternatives shall seem equally plausible to anyone ignorant of the subject. All of the alternatives shall be clearly related to the question and of similar vocabulary, grammatical construction and length. In numerical questions, the incorrect answers shall correspond to procedural errors such as corrections applied in the wrong sense or incorrect unit conversions: they shall not be mere random numbers.
- 1.2. Each multi-choice question shall have three alternative answers of which only one shall be the correct answer and the candidate shall be allowed a time per module which is based upon a nominal average of 75 seconds per question.
- 1.3. Each essay question requires the preparation of a written answer and the candidate shall be allowed 20 minutes to answer each such question.
- 1.4. Suitable essay questions shall be drafted and evaluated using the knowledge syllabus in [Appendix I](#) Module 7.
- 1.5. Each question will have a model answer drafted for it, which will also include any known alternative answers that may be relevant for other subdivisions.
- 1.6. The model answer will also be broken down into a list of the important points known as Key Points.
- 1.7. The pass mark for each module and sub-module multi-choice part of the examination is 75 %.
- 1.8. The pass mark for each essay question is 75 % in that the candidates answer shall contain 75 % of the required key points addressed by the question and no significant error related to any required key point.
- 1.9. If either the multi-choice part only or the essay part only is failed, then it is only necessary to retake the multi-choice or essay part, as appropriate.
- 1.10. Penalty marking systems shall not be used to determine whether a candidate has passed.
- 1.11. An examination in a module may not be retaken earlier than 90 days following the date of a failed examination in that module, except in the case of a maintenance training organisation approved in accordance with [Annex IV \(Part-147\)](#) which delivers a course of retraining tailored to the failed subjects in the particular module; the failed module may be retaken after 30 days.
- 1.12. Basic knowledge examinations with a maximum allowed time of more than 90 or more than 180 minutes may be split in two or three partial exams respectively.

Each partial exam shall:

- (a) be complementary to the other partial exam or exams taken by the candidate, ensuring that the combination of partial exams meets the examination requirements for the subject module;
- (b) be of similar allowed time;
- (c) be passed with 75 % or more of the questions answered correctly;
- (d) contain a number of questions that is multiple of four;

- (e) be listed on the same certificate of recognition issued after the last partial exam has been successfully passed. That certificate of recognition shall list the dates and the results of the partial exams – without averaging the results;
- (f) be taken within the same organisation, following the normal examination provisions for retaking failed exams.

1.13. The maximum number of attempts for each examination is three in a 12-month period.

The applicant shall provide in a written statement to the approved maintenance training organisation or the competent authority to which they apply for an examination, the number, and dates of attempts during the 12 months preceding the examination, and the organisation or the competent authority where those attempts took place. The approved maintenance training organisation or the competent authority is responsible for checking the number of attempts within the applicable time frames.

1.14 While it is accepted that the subject matter of the questions may be the same, the questions used as part of the MBT learning programme shall not be used in examinations.

2. Number of questions per module

Regulation (EU) 2023/989

2.1. MODULE 1 – MATHEMATICS

Category A: 16 multiple-choice, no essay questions.

Time allowed: 20 minutes.

Category B1, B2, B2L and B3: 32 multiple-choice, no essay questions.

Time allowed: 40 minutes.

2.2. MODULE 2 – PHYSICS

Category A and B3: 32 multiple-choice, no essay questions.

Time allowed: 40 minutes.

Category B1, B2 and B2L: 52 multiple-choice, no essay questions.

Time allowed: 65 minutes.

2.3. MODULE 3 – ELECTRICAL FUNDAMENTALS

Category A: 20 multiple-choice, no essay questions.

Time allowed: 25 minutes.

Category B3: 24 multiple-choice, no essay questions.

Time allowed: 30 minutes.

Category B1, B2 and B2L: 52 multiple-choice, no essay questions.

Time allowed: 65 minutes.

2.4. MODULE 4 — ELECTRONICS FUNDAMENTALS

Category B1 and B3: 20 multiple-choice, no essay questions.

Time allowed: 25 minutes.

Category B2 and B2L: 40 multiple-choice, no essay questions.

Time allowed: 50 minutes.

2.5. MODULE 5 – DIGITAL TECHNIQUES/ELECTRONIC INSTRUMENT SYSTEMS

Category A and B3: 20 multiple-choice, no essay questions.

Time allowed: 25 minutes.

Category B1: 40 multiple-choice, no essay questions.

Time allowed: 50 minutes.

Category B2 and B2L: 72 multiple-choice, no essay questions.

Time allowed: 90 minutes.

2.6. MODULE 6 – MATERIALS AND HARDWARE

Category A: 52 multiple-choice, no essay questions.

Time allowed: 65 minutes.

Category B1 and B3: 80 multiple-choice, no essay questions.

Time allowed: 100 minutes.

Category B2 and B2L: 60 multiple-choice, no essay questions.

Time allowed: 75 minutes.

2.7. MODULE 7 – MAINTENANCE PRACTICES

Category A: 76 multiple-choice and 2 essay questions.

Time allowed: 95 minutes plus 40 minutes.

Category B1 and B3: 80 multiple-choice and 2 essay questions.

Time allowed: 100 minutes plus 40 minutes.

Category B2 and B2L: 60 multiple-choice and 2 essay questions.

Time allowed: 75 minutes plus 40 minutes.

2.8. MODULE 8 – BASIC AERODYNAMICS

Category A, B3, B1, B2 and B2L: 24 multiple-choice, no essay questions.

Time allowed: 30 minutes.

2.9. MODULE 9 – HUMAN FACTORS

Category A, B1, B3, B2 and B2L: 28 multiple-choice, no essay questions.

Time allowed: 35 minutes.

2.10. MODULE 10 – AVIATION LEGISLATION

Category A: 32 multiple-choice, no essay questions.

Time allowed: 40 minutes.

Category B1, B3, B2 and B2L: 44 multiple-choice, no essay questions.

Time allowed: 55 minutes.

2.11. MODULE 11 AEROPLANE AERODYNAMICS, STRUCTURES AND SYSTEMS

Category A1: 108 multiple-choice, no essay questions.

Time allowed: 135 minutes.

Category A2: 72 multiple-choice, no essay questions.

Time allowed: 90 minutes.

Category B1.1: 140 multiple-choice, no essay questions.

Time allowed: 175 minutes.

Category B1.2: 100 multiple-choice, no essay questions.

Time allowed: 125 minutes.

Category B3: 60 multiple-choice, no essay questions.

Time allowed: 75 minutes.

2.12. MODULE 12 – HELICOPTER AERODYNAMICS, STRUCTURES AND SYSTEMS:

Category A: 100 multiple-choice, no essay questions.

Time allowed: 125 minutes.

Category B1.3 and B1.4: 128 multiple-choice, no essay questions.

Time allowed: 160 minutes.

2.13. MODULE 13 – AIRCRAFT AERODYNAMICS, STRUCTURES AND SYSTEMS

Category B2: 188 multiple-choice, no essay questions.

Time allowed: 235 minutes.

Category B2L:

System rating	Number of multiple-choice questions	Time allowed (minutes)
Basic requirements (Submodules 13.1, 13.2, 13.5 and 13.9)	32	40
COM/NAV (Submodule 13.4(a))	24	30
INSTRUMENTS (Submodule 13.8)	20	25
AUTOFLIGHT (Submodules 13.3 and 13.7)	28	35
SURVEILLANCE (Submodule 13.4(b))	20	25
AIRFRAME SYSTEMS (Submodules 13.11 to 13.19)	52	65

2.14. MODULE 14 — PROPULSION

Category B2 and B2L: 32 multiple-choice, no essay questions.

Time allowed: 40 minutes.

NOTE: The B2L examination for Module 14 is only applicable to the ‘Instruments’ and ‘Airframe Systems’ ratings.

2.15. MODULE 15 – GAS TURBINE ENGINE

Category A1 and A3: 60 multiple-choice, no essay questions.

Time allowed: 75 minutes.

Category B1.1 and B1.3: 92 multiple-choice, no essay questions.

Time allowed: 115 minutes.

2.16. MODULE 16 – PISTON ENGINE

Category A2 and A4: 52 multiple-choice, no essay questions.

Time allowed: 65 minutes.

Category B3, B1.2 and B1.4: 76 multiple-choice, no essay questions.

Time allowed: 95 minutes.

2.17. MODULE 17 – PROPELLER

Category A1 and A2: 20 multiple-choice, no essay questions.

Time allowed: 25 minutes.

Category B3, B1.1 and B1.2: 32 multiple-choice, no essay questions.

Time allowed: 40 minutes.

AMC1 Appendix II — Basic examination standard (except for category L licence)

ED Decision 2023/019/R

The tables below show the acceptable number of questions for the submodules. Justified deviations from these values are also acceptable, provided the sum of the questions complies with the total number of questions for a given module.

MODULE 1 — MATHEMATICS

MODULE 1 — MATHEMATICS	Nr of questions	
	A	B1 B2 B2L B3
Total number for the module:	16	32
<i>1.1 Arithmetic</i>	6	6
<i>1.2 Algebra:</i>		
(a) Simple algebraic expressions;	5	4
(b) Equations.	—	12
<i>1.3 Geometry:</i>		
(a) Simple geometrical constructions;	—	3
(b) Graphical representation;	5	4
(c) Trigonometry.	—	3

MODULE 2 — PHYSICS

MODULE 2 — PHYSICS	Nr of questions	
	A B3	B1 B2 B2L
Total number for the module:	32	52
2.1 Matter	4	5
2.2 Mechanics		
2.2.1 Statics	6	7
2.2.2 Kinetics	6	7
2.2.3 Dynamics:		
(a) Mass, force, and energy;	4	5
(b) Momentum and conservation of momentum.	4	4
2.2.4 Fluid dynamics:		
(a) Gravity and density;	2	2
(b) Viscosity; compressibility on fluids; static, dynamic, and total pressure.	2	3
2.3 Thermodynamics:		
(a) Temperature;	2	2
(b) Heat.	2	8
2.4 Optics (light)	—	5
2.5 Wave motion and sound	—	4

MODULE 3 — ELECTRICS FUNDAMENTALS

MODULE 3 — ELECTRICAL FUNDAMENTALS	Nr of questions		
	A	B1 B2 B2L	B3
Total number for the module:	20	52	24
3.1 Electron theory	2	2	2
3.2 Static electricity and conduction	3	3	2
3.3 Electrical terminology	3	2	2
3.4 Generation of electricity	3	2	2
3.5 Sources of DC electricity	3	3	3
3.6 DC circuits	1	2	1
3.7 Resistance/resistor:			
(a) Resistance;	—	3	1
(b) Resistors.	—	2	—
3.8 Power	—	3	1
3.9 Capacitance/capacitor	—	4	1
3.10 Magnetism:			
(a) Theory of magnetism;	—	3	1
(b) Magnetomotive force.	—	1	1
3.11 Inductance/inductor	—	4	1
3.12 DC motor/generator theory	—	3	1
3.13 AC theory	5	3	1

3.14 Resistive (R), capacitive (C) and inductive (L) circuits	—	3	1
3.15 Transformers	—	3	1
3.16 Filters	—	1	—
3.17 AC generators	—	3	1
3.18 AC motors	—	2	1

MODULE 4 — ELECTRONICS FUNDAMENTALS

MODULE 4 — ELECTRONICS FUNDAMENTALS	Nr of questions		
	A	B1 B3	B2 B2L
Total number for the module:	—	20	40
4.1 Semiconductors			
4.1.1 Diodes:			
(a) Description and characteristics;	—	8	8
(b) Operation and function.	—	—	7
4.1.2 Transistors:			
(a) Description and characteristics;	—	4	4
(b) Construction and operation.	—	—	7
4.1.3 Integrated circuits:			
(a) Basic description and operation;	—	3	2
(b) Description and operation.	—	—	4
4.2 Printed circuit boards	—	2	3
4.3 Servomechanisms:			
(a) Principles;	—	3	2
(b) Construction, operation, and use.	—	—	3

MODULE 5 — DIGITAL TECHNIQUES / ELECTRONIC INSTRUMENT SYSTEMS

MODULE 5 — DIGITAL TECHNIQUES / ELECTRONIC INSTRUMENT SYSTEMS	Nr of questions			
	A	B3	B1	B2 B2L
Total number for the module:	20	20	40	72
5.1 Electronic instrument systems	4	4	4	4
5.2 Numbering systems	—	—	3	5
5.3 Data conversion	—	—	3	4
5.4 Data buses	—	—	3	5
5.5 Logic circuits:				
(a) Identification and applications;	—	—	3	4
(b) Interpretation of logic diagrams.	—	—	—	4
5.6 Basic computer structure:				
(a) Computer terminology and technology;	6	2	4	2
(b) Computer operation.	—	—	—	6
5.7 Microprocessors	—	—	—	4
5.8 Integrated circuits	—	—	—	5
5.9 Multiplexing	—	—	—	4
5.10 Fibre optics	—	—	3	3

5.11 Electronic displays	2	2	2	4
5.12 Electrostatic sensitive devices	6	6	4	5
5.13 Software management control	—	1	3	3
5.14 Electromagnetic environment	—	1	3	4
5.15 Typical electronic/digital aircraft systems	2	4	5	6

MODULE 6 — MATERIALS AND HARDWARE

MODULE 6 — MATERIALS AND HARDWARE	Nr of questions		
	A	B1 B3	B2 B2L
Total number for the module:	52	80	60
6.1 Aircraft materials — ferrous:			
(a) Alloy steels used in aircraft;	3	3	3
(b) Testing of ferrous materials;	—	2	1
(c) Repair and inspection procedures.	—	2	1
6.2 Aircraft materials — non-ferrous:			
(a) Characteristics;	3	4	3
(b) Testing of non-ferrous materials;	—	3	2
(c) Repair and inspection procedures.	—	2	1
6.3 Aircraft materials — composite and non-metallic			
6.3.1 Composite and non-metallic other than wood and fabric:			
(a) Characteristics;	2	4	3
(b) Detection of defects;	2	4	—
(c) Repairs and inspection procedures.	—	2	2
6.3.2 Wooden structures	3	4	—
6.3.3 Fabric covering	—	4	—
6.4 Corrosion:			
(a) Chemical fundamentals;	3	3	3
(b) Types of corrosion.	4	5	3
6.5 Fasteners			
6.5.1 Screw threads	4	4	3
6.5.2 Bolts, studs, and screws	6	6	5
6.5.3 Locking devices	2	2	2
6.5.4 Aircraft rivets	2	3	2
6.6 Pipes and unions:			
(a) Identification;	1	1	1
(b) Standard unions.	2	2	2
6.7 Springs	—	1	1
6.8 Bearings	2	4	3
6.9 Transmissions	3	4	4
6.10 Control cables	5	5	4
6.11 Electrical cables and connectors	5	6	11

MODULE 7 — MAINTENANCE PRACTICES

MODULE 7 — MAINTENANCE PRACTICES	Nr of questions		
	A	B1 B3	B2 B2L
Total number for the module:	76	80	60
7.1 Safety precautions — aircraft and workshop	4	4	4
7.2 Workshop practices	4	4	4
7.3 Tools	6	6	6
7.4 (Reserved)	—	—	—
7.5 Engineering drawings, diagrams, and standards	6	6	6
7.6 Fits and clearances	5	5	5
7.7 Electrical wiring interconnection system (EWIS)	4	4	8
7.8 Riveting	4	3	—
7.9 Pipes and hoses	4	3	—
7.10 Springs	1	1	—
7.11 Bearings	4	3	—
7.12 Transmissions	3	3	—
7.13 Control cables	4	3	—
7.14 Material handling			
7.14.1 Sheet metal	—	2	—
7.14.2 Composite and non-metallic	—	2	—
7.14.3 Additive manufacturing	2	4	2
7.15 (Reserved)	—	—	—
7.16 Aircraft weight and balance:			
(a) Centre-of-gravity calculation;	—	2	2
(b) Aircraft weighing.	—	1	—
7.17 Aircraft handling and storage	7	5	6
7.18 Disassembly, inspection, repair, and assembly techniques:			
(a) Types of defects and visual inspection techniques;	2	2	2
(b) General repair methods — structural repair manual;	—	2	—
(c) Non-destructive inspection techniques;	—	1	1
(d) Disassembly and reassembly techniques;	2	1	1
(e) Troubleshooting techniques.	—	1	1
7.19 Abnormal events:			
(a) Inspections following lightning strikes and HIRF penetration;	2	1	2
(b) Inspections following abnormal events such as heavy landing and flight through turbulence.	2	1	—
7.20 Maintenance procedures	6	6	6
7.21 Documentation and communication	4	4	4

MODULE 8 — BASIC AERODYNAMICS

MODULE 8 — BASIC AERODYNAMICS	Nr of questions	
	A B3	B1 B2 B2L
Total number for the module:	24	24
8.1 <i>Physics of the atmosphere</i>	2	2
International Standard Atmosphere (ISA), application to aerodynamics.		
8.2 <i>Aerodynamics</i>	9	9
8.3 <i>Theory of flight</i>	7	7
8.4 <i>High-speed airflow</i>	4	4
8.5 <i>Flight stability and dynamics</i>	2	2

MODULE 9 — HUMAN FACTORS

MODULE 9 — HUMAN FACTORS	Nr of questions
	ALL
Total number for the module:	28
9.1 <i>General</i>	3
9.2 <i>Human performance and limitations</i>	3
9.3 <i>Social psychology</i>	2
9.4 <i>Factors that affect human performance</i>	3
9.5 <i>Physical environment</i>	2
9.6 <i>Tasks</i>	2
9.7 <i>Communication</i>	3
9.8 <i>Human error</i>	4
9.9 <i>Safety management</i>	2
9.10 <i>The ‘Dirty Dozen’ and risk-mitigation</i>	4

MODULE 10 — AVIATION LEGISLATION

MODULE 10 — AVIATION LEGISLATION	Nr of questions	
	A	B1 B2 B2L B3
Total number for the module:	32	44
10.1 <i>Regulatory framework</i>	5	5
10.2 <i>Certifying staff — maintenance</i>	7	7
10.3 <i>Approved maintenance organisations</i>	6	6
10.4 <i>Independent certifying staff</i>	-	4
10.5 <i>Air operations</i>	4	4
10.6 <i>Certification of aircraft, parts, and appliances</i>	1	4
10.7 <i>Continuing airworthiness</i>	6	7
10.8 <i>Oversight principles in continuing airworthiness</i>	2	3

MODULE 10 — AVIATION LEGISLATION	Nr of questions	
	A	B1 B2 B2L B3
10.9 Maintenance and certification beyond the current EU regulations (if not superseded by EU requirements)	—	3
10.10 Cybersecurity in aviation maintenance	1	1

MODULE 11 — AEROPLANE AERODYNAMICS, STRUCTURES AND SYSTEMS

MODULE 11 — AEROPLANE AERODYNAMICS, STRUCTURES AND SYSTEMS	Nr of questions				
	A1	A2	B1.1	B1.2	B3
Total number for the module:	108	72	140	100	60
11.1 Theory of flight:					
(a) Aeroplane aerodynamics and flight controls;	2	2	2	2	2
(b) Aeroplane, other aerodynamic devices.	2	2	2	2	2
11.2 Airframe structures (ATA 51):					
(a) General concepts;	3	3	4	3	2
(b) Airworthiness requirements for structural strength;	3	3	3	3	1
(c) Construction methods.	1	1	3	2	1
11.3 Airframe structures — aeroplanes					
11.3.1 Fuselage, doors, windows (ATA 52/53/56):	1	1	2	2	2
(a) Construction principles;					
(b) Airborne towing devices;	1	1	1	1	1
(c) Doors.	1	1	1	1	-
11.3.2 Wings (ATA 57)	2	2	3	3	2
11.3.3 Stabilisers (ATA 55)	1	1	2	2	1
11.3.4 Flight control surfaces (ATA 55/57)	1	1	2	2	1
11.3.5 Nacelles/pylons (ATA 54)	1	1	2	2	1
11.4 Air conditioning and cabin pressurisation (ATA 21):					
(a) Pressurisation;	2	2	3	1	—
(b) Air supply;	3	—	3	—	—
(c) Air conditioning;	3	—	3	—	—
(d) Safety and warning devices;	2	1	2	2	—
(e) Heating and ventilation system.	—	1	—	2	1
11.5 Instruments / avionics systems					
11.5.1 Instrument systems (ATA 31)	2	2	4	4	3
11.5.2 Avionics systems	3	2	5	4	4
Fundamentals of system layouts and operation of:					

MODULE 11 — AEROPLANE AERODYNAMICS, STRUCTURES AND SYSTEMS	Nr of questions				
	A1	A2	B1.1	B1.2	B3
— Autoflight (ATA 22); — Communications (ATA 23); — Navigation systems (ATA 34).					
11.6 Electrical power (ATA 24)	4	3	5	5	4
11.7 Equipment and furnishings (ATA 25)					
(a) Emergency equipment;	4	2	4	3	2
(b) Cabin and cargo layout.	3	3	3	3	-
11.8 Fire protection (ATA 26)					
(a) Fire and smoke detection system and fire-extinguishing systems;	3	2	4	3	—
(b) Portable fire extinguisher.	1	1	1	1	1
11.9 Flight controls (ATA 27)					
(a) Primary and secondary flight controls;	3	2	4	4	3
(b) Actuation and protection;	3	—	3	—	—
(c) System operation;	3	—	3	—	—
(d) Balancing and rigging.	1	1	3	3	2
11.10 Fuel systems (ATA 28/47)					
(a) Systems layout;	2	2	3	3	2
(b) Fuel handling;	2	2	2	2	1
(c) Indications and warnings;	1	1	2	2	1
(d) Special systems;	1	—	1	—	—
(e) Balancing.	2	—	2	—	—
11.11 Hydraulic power (ATA 29)					
(a) System description;	1	1	3	3	2
(b) System operation (1);	1	1	3	2	1
(c) System operation (2).	2	—	2	—	—
11.12 Ice and rain protection (ATA 30)					
(a) Principles;	1	1	2	2	1
(b) De-icing;	1	1	2	2	1
(c) Anti-icing;	1	—	2	—	—
(d) Wipers;	1	1	2	2	1
(e) Rain-repellent systems.	2	—	2	—	—
11.13 Landing gear (ATA 32)					
(a) Description;	3	3	4	3	1
(b) System operation;	3	3	4	2	1
(c) Air–ground sensing;	1	—	1	—	—

MODULE 11 — AEROPLANE AERODYNAMICS, STRUCTURES AND SYSTEMS	Nr of questions				
	A1	A2	B1.1	B1.2	B3
(d) Tail protection.	1	1	1	1	1
11.14 Lights (ATA 33)	2	2	3	3	2
11.15 Oxygen (ATA 35)	3	3	4	4	3
11.16 Pneumatic/vacuum (ATA 36)					
(a) Systems;	3	3	3	3	2
(b) Pumps.	3	3	3	3	2
11.17 Water/waste (ATA 38)					
(a) Systems;	2	2	2	2	1
(b) Corrosion.	1	1	1	1	1
11.18 Onboard maintenance systems (ATA 45)	3	—	3	—	—
11.19 Integrated modular avionics (IMA) (ATA 42)					
(a) Overall system description and theory;	1	—	1	—	—
(b) Typical system layouts.	1	—	1	—	—
11.20 Cabin systems (ATA 44)	2	—	2	—	—
11.21 Information systems (ATA 46)	2	—	2	—	—

MODULE 12 — HELICOPTER AERODYNAMICS, STRUCTURES AND SYSTEMS

MODULE 12 — HELICOPTER AERODYNAMICS, STRUCTURES AND SYSTEMS	Nr of questions	
	A3 A4	B1.3 B1.4
Total number for the module:	100	128
12.1 Theory of flight — rotary wing aerodynamics	6	9
12.2 Flight control systems (ATA 67)	9	9
12.3 Blade tracking and vibration analysis (ATA 18)	6	9
12.4 Transmission	3	6
12.5 Airframe structures (ATA 51)		
(a) General concept;	5	6
(b) Construction methods of the principal elements.	5	7
12.6 Air conditioning (ATA 21)	—	—
12.6.1 Air supply	1	2
12.6.2 Air conditioning	3	5
12.7 Instruments / avionics systems		
12.7.1 Instrument systems (ATA 31)	6	9
12.7.2 Avionics systems	5	7
Fundamentals of system layouts and operation of:		
— Autoflight (ATA 22);		
— Communications (ATA 23);		
— Navigation systems (ATA 34).		
12.8 Electrical power (ATA 24)	8	10

MODULE 12 — HELICOPTER AERODYNAMICS, STRUCTURES AND SYSTEMS	Nr of questions	
	A3 A4	B1.3 B1.4
12.9 Equipment and furnishings (ATA 25)		
(a) Emergency equipment: Seats, harnesses, and belts; Lifting systems.	2	3
(b) Emergency flotation systems: Cabin layout, cargo retention; Equipment layout; Cabin furnishing installation.	3	3
12.10 Fire protection (ATA 26)	3	4
(a) Fire and smoke detection systems and fire-extinguishing systems;		
(b) Portable fire extinguishers.	1	1
12.11 Fuel systems (ATA 28)	7	8
12.12 Hydraulic power (ATA 29)	8	8
12.13 Ice and rain protection (ATA 30)	4	4
12.14 Landing gear (ATA 32)		
(a) System description and operation;	3	4
(b) Sensors.	3	3
12.15 Lights (ATA 33)	3	4
12.16 (Reserved)		
12.17 Integrated modular avionics (IMA) (ATA 42)		
(a) Overall system description and theory;	1	1
(b) Typical system layouts.	1	1
12.18 Onboard maintenance systems (ATA 45)	2	3
Central maintenance computers; Data-loading system; Electronic library system.		
12.19 Information systems (ATA 46)	2	2

MODULE 13 — AIRCRAFT AERODYNAMICS, STRUCTURES AND SYSTEMS

C/N: Communication and Navigation; **Ins.:** instruments; **A/F:** Autoflight; **Sur.:** Surveillance; **A/S:** Airframe and Systems

MODULE 13 — AIRCRAFT AERODYNAMICS, STRUCTURES AND SYSTEMS	Nr of questions						
	B2	B2L Basic	B2L C/N	B2L Ins.	B2L A/F	B2L Sur.	B2L A/S
Total number for the module:	188	32	24	20	28	20	50
13.1 Theory of flight							
(a) Aeroplane aerodynamics and flight controls;	3	3	—	—	—	—	—
(b) Rotary wing aerodynamics.	1	1	—	—	—	—	—
13.2 Structures — general concepts (ATA 51)							
(a) General concepts;	4	4	—	—	—	—	—
(b) Fundamentals of structural systems.	4	4	—	—	—	—	—
13.3 Autoflight (ATA 22)							
(a) Fundamentals of automatic flight control;	16	—	—	—	8	—	—
(b) Autothrottle systems and automatic landing systems.	8	—	—	—	8	—	—
13.4 Communication/navigation (ATA 23/34)							
(a) Fundamentals of communication and navigation systems;	24	—	24	—	—	—	—
(b) Fundamentals of aircraft surveillance systems.	3	—	—	—	—	20	—
13.5 Electrical power (ATA 24)	13	13	—	—	—	—	—
13.6 Equipment and furnishings (ATA 25)	5	—	—	—	—	—	—
13.7 Flight controls							
(a) Primary and secondary flight controls (ATA 27);	4	—	—	—	3	—	—
(b) Actuation and protection;	4	—	—	—	3	—	—
(c) System operation;	2	—	—	—	3	—	—
(d) Rotorcraft flight controls (ATA 67).	2	—	—	—	3	—	—
13.8 Instruments (ATA 31)	20	—	—	20	—	—	—
13.9 Lights (ATA 33)	7	7	—	—	—	—	—
13.10 Onboard maintenance systems (ATA 45)	5	—	—	—	—	—	—
13.11 Air conditioning and cabin pressurisation (ATA 21)							
(a) Pressurisation;	2	—	—	—	—	—	2
(b) Air supply;	2	—	—	—	—	—	2
(c) Air conditioning;	2	—	—	—	—	—	2
(d) Safety and warning devices.	2	—	—	—	—	—	2
13.12 Fire protection (ATA 26)							
(a) Fire and smoke detection system and fire-extinguishing systems;	2	—	—	—	—	—	2
(b) Portable fire extinguisher.	1	—	—	—	—	—	1
13.13 Fuel systems (ATA 28, ATA 47)							
(a) System layout;	2	—	—	—	—	—	2
(b) Fuel handling;	2	—	—	—	—	—	2
(c) Indications and warnings;	2	—	—	—	—	—	2
(d) Special systems;	2	—	—	—	—	—	2
(e) Balancing.	1	—	—	—	—	—	1
13.14 Hydraulic power (ATA 29)							

MODULE 13 — AIRCRAFT AERODYNAMICS, STRUCTURES AND SYSTEMS	Nr of questions						
	B2	B2L Basic	B2L C/N	B2L Ins.	B2L A/F	B2L Sur.	B2L A/S
(a) System layout;	1	—	—	—	—	—	1
(b) System operation (1);	5	—	—	—	—	—	4
(c) System operation (2).	5	—	—	—	—	—	4
13.15 Ice and rain protection (ATA 30)							
(a) Principles;	1	—	—	—	—	—	1
(b) De-icing;	2	—	—	—	—	—	2
(c) Anti-icing;	1	—	—	—	—	—	1
(d) Wiper systems;	1	—	—	—	—	—	1
(e) Rain repellent.	1	—	—	—	—	—	1
13.16 Landing gear (ATA 32)							
(a) Description;	1	—	—	—	—	—	1
(b) System;	3	—	—	—	—	—	3
(c) Air-ground sensing.	3	—	—	—	—	—	3
13.17 Oxygen (ATA 35)	2	—	—	—	—	—	—
13.18 Pneumatic/vacuum (ATA 36)	6	—	—	—	—	—	6
13.19 Water/waste (ATA 38)	2	—	—	—	—	—	2
13.20 Integrated modular avionics (IMA) (ATA 42)							
(a) Overall system description and theory;	2	—	—	—	—	—	—
(b) Typical system layouts.	1	—	—	—	—	—	—
13.21 Cabin systems (ATA 44)	3	—	—	—	—	—	—
13.22 Information systems (ATA 46)	3	—	—	—	—	—	—

MODULE 14 — PROPULSION

MODULE 14 — PROPULSION	Nr of questions
	B2 B2L Instruments B2L Airframe and Systems
Total number for the module:	32
14.1 Engines	
(a) Turbine engines;	3
(b) Auxiliary power units (APUs);	4
(c) Piston engines;	2
(d) Electric and hybrid engines;	4
(e) Engine control.	3
14.2 Electric/electronic engine indication systems	10
14.3 Propeller systems	2
14.4 Starting and ignition systems	4

MODULE 15 — GAS-TURBINE ENGINE

MODULE 15 — GAS-TURBINE ENGINE	Nr of questions	
	A1 A3	B1.1 B1.3
Total number for the module:	60	92
15.1 Fundamentals	4	4
15.2 Engine performance	—	6
15.3 Inlet	3	4
15.4 Compressors	5	7
15.5 Combustion section	3	3
15.6 Turbine section	5	5
15.7 Exhaust	4	4
15.8 Bearings and seals	—	3
15.9 Lubricants and fuels	3	4
15.10 Lubrication systems	3	4
15.11 Fuel systems	4	5
15.12 Air systems	3	3
15.13 Starting and ignition systems	3	4
15.14 Engine indication systems	5	7
15.15 Alternate turbine constructions	—	2
15.16 Turboprop engines	3	5
15.17 Turboshift engines	2	3
15.18 Auxiliary power units (APUs)	2	3
15.19 Power plant installation	2	3
15.20 Fire protection systems	2	3
15.21 Engine monitoring and ground operation	4	7
15.22 Engine storage and preservation	—	3

MODULE 16 — PISTON ENGINE

MODULE 16 — PISTON ENGINE	Nr of questions	
	A2 A4	B1.2 B1.4 B3
Total number for the module:	52	76
16.1 Fundamentals of piston engines	5	5
16.2 Engine performance	3	5
16.3 Engine construction	7	8
16.4 Engine fuel systems	—	—
16.4.1 Carburettors	3	4
16.4.2 Fuel injection systems	2	4
16.4.3 Electronic engine control	2	4
16.5 Starting and ignition systems	5	5
16.6 Induction, exhaust, and cooling systems	3	4
16.7 Supercharging/turbocharging	4	6
16.8 Lubricants and fuels	2	5
16.9 Lubrication systems	3	4
16.10 Engine indication systems	6	7
16.11 Power plant installation	3	3
16.12 Engine monitoring and ground operation	3	5
16.13 Engine storage and preservation	—	3
16.14 Alternative piston-engine constructions	1	4

MODULE 17 — PROPELLER

MODULE 17 — PROPELLER	Nr of questions	
	A1 A2	B1.1 B1.2 B3
Total number for the module:	20	32
17.1 Fundamentals of propellers	5	8
17.2 Propeller construction	4	5
17.3 Propeller pitch control	4	6
17.4 Propeller synchronising	—	2
17.5 Propeller ice protection	2	3
17.6 Propeller maintenance	3	6
17.7 Propeller storage and preservation	2	2

Appendix III Aircraft type training and type evaluation standard – on-the-job training (OJT)

1. General

Regulation (EU) 2023/989

Aircraft type training shall consist of theoretical training and examination, and, except for the category C ratings, practical training and assessment.

- (a) Theoretical training and examination shall comply with the following requirements:
- (i) Shall be conducted by a maintenance training organisation appropriately approved in accordance with [Annex IV \(Part-147\)](#) or, when conducted by other organisations, as directly approved by the competent authority.
 - (ii) Shall comply with the standard set out in [point 3.1 of this Appendix](#) and, if existing, the elements defined in the operational suitability data (OSD) established in accordance with Regulation (EU) No 748/2012.
 - (iii) In the case of a category C person qualified by holding an academic degree as specified in point [66.A.30\(a\)\(5\)](#), the first relevant aircraft type theoretical training shall be at the category B1 or B2 level.
 - (iv) Shall have been started and completed within the 3 years preceding the application for a type rating endorsement.
- (b) Practical training and assessment shall comply with the following requirements:
- (i) Shall be conducted by a maintenance training organisation appropriately approved in accordance with [Annex IV \(Part-147\)](#) or, when conducted by other organisations, as directly approved by the competent authority.
 - (ii) Shall comply with the standard set out in [point 3.2 of this Appendix](#) and, if existing, the elements defined in the OSD established in accordance with Regulation (EU) No 748/2012.
 - (iii) Shall include a representative cross section of maintenance activities relevant to the aircraft type.
 - (iv) Shall include demonstrations using equipment, components, maintenance simulation training devices (MSTDs), maintenance training devices (MTDs), or real aircraft.
 - (v) Shall have been started and completed within the 3 years preceding the application for a type rating endorsement.
- (c) Differences training
- (i) Differences training is the training required to cover the training differences between:
 - (a) two different aircraft type ratings of the same manufacturer as determined by the Agency; or
 - (b) two different licence categories in respect of the same aircraft type rating.
 - (ii) Differences training has to be defined on a case-to-case basis taking into account the requirements contained in this Appendix III in respect of both theoretical and practical elements of type rating training.
 - (iii) A type rating shall only be endorsed on a licence after differences training when the applicant also complies with one of the following conditions:

- having already endorsed on the licence the aircraft type rating from which the differences are being identified, or
 - having completed the type training requirements for the aircraft from which the differences are being identified.
- (iv) the differences training shall have been started and completed within 3 years preceding the application for the new type rating in the same category (case (a)) or in another category (case (b)).

2. Aircraft type training levels

Regulation (EU) No 1321/2014

The three levels listed below define the objectives, the depth of training and the level of knowledge that the training is intended to achieve.

- *Level 1: A brief overview of the airframe, systems and powerplant as outlined in the Systems Description Section of the Aircraft Maintenance Manual/Instructions for Continued Airworthiness.*

Course objectives: Upon completion of Level 1 training, the student will be able to:

- (a) provide a simple description of the whole subject, using common words and examples, using typical terms and identify safety precautions related to the airframe, its systems and powerplant;
 - (b) identify aircraft manuals, maintenance practices important to the airframe, its systems and powerplant;
 - (c) define the general layout of the aircraft's major systems;
 - (d) define the general layout and characteristics of the powerplant;
 - (e) identify special tooling and test equipment used with the aircraft.
- *Level 2: Basic system overview of controls, indicators, principal components, including their location and purpose, servicing and minor troubleshooting. General knowledge of the theoretical and practical aspects of the subject.*

Course objectives: In addition to the information contained in the Level 1 training, at the completion of Level 2 training, the student will be able to:

- (a) understand the theoretical fundamentals; apply knowledge in a practical manner using detailed procedures;
- (b) recall the safety precautions to be observed when working on or near the aircraft, powerplant and systems;
- (c) describe systems and aircraft handling particularly access, power availability and sources;
- (d) identify the locations of the principal components;
- (e) explain the normal functioning of each major system, including terminology and nomenclature;
- (f) perform the procedures for servicing associated with the aircraft for the following systems: Fuel, Power Plants, Hydraulics, Landing Gear, Water/Waste, and Oxygen;
- (g) demonstrate proficiency in use of crew reports and on-board reporting systems (minor troubleshooting) and determine aircraft airworthiness per the MEL/CDL;

- (h) demonstrate the use, interpretation and application of appropriate documentation including instructions for continued airworthiness, maintenance manual, illustrated parts catalogue, etc.
- *Level 3: Detailed description, operation, component location, removal/installation and bite and troubleshooting procedures to maintenance manual level.*

Course objectives: In addition to the information contained in Level 1 and Level 2 training, at the completion of Level 3 training, the student will be able to:

- (a) demonstrate a theoretical knowledge of aircraft systems and structures and interrelationships with other systems, provide a detailed description of the subject using theoretical fundamentals and specific examples and to interpret results from various sources and measurements and apply corrective action where appropriate;
- (b) perform system, powerplant, component and functional checks as specified in the aircraft maintenance manual;
- (c) demonstrate the use, interpret and apply appropriate documentation including structural repair manual, troubleshooting manual, etc.;
- (d) correlate information for the purpose of making decisions in respect of fault diagnosis and rectification to maintenance manual level;
- (e) describe procedures for replacement of components unique to aircraft type.

3. Aircraft type training standard

Regulation (EU) 2023/989

Although aircraft type training includes both theoretical and practical elements, courses can be approved for the theoretical element, the practical element or for a combination of both.

An appropriate training method, or combination of training methods, shall be determined for the entire course or for each of its parts with regard to the scope and objectives of each training phase and taking into consideration the benefits and limitations of the available training methods.

Multimedia-based training (MBT) methods may be used in order to achieve the training objectives either in a physically or in a virtually controlled environment.

3.1. Theoretical element

Regulation (EU) 2023/989

- (a) Objective:

On completion of a theoretical training course the student shall be able to demonstrate, to the levels identified in the Appendix III syllabus, the detailed theoretical knowledge of the aircraft's applicable systems, structure, operations, maintenance, repair, and troubleshooting in accordance with maintenance data. The student shall be able to demonstrate the use of manuals and approved procedures, including the knowledge of relevant inspections and limitations.

- (b) Level of training:

Training levels are those levels defined in point 2 above.

After the first type course for category C certifying staff all subsequent courses need only be to level 1.

During a level 3 theoretical training, level 1 and 2 training material may be used to teach the full scope of the chapter if required. However, during the training the majority of the course material and training time shall be at the higher level.

(c) Duration:

The theoretical training minimum tuition hours are contained in the following table:

Category	Hours
Aeroplanes with a maximum take-off mass above 30000 kg:	
B1.1	150
B1.2	120
B2	100
C	30
Aeroplanes with a maximum take-off mass equal or less than 30000 kg and above 5700 kg:	
B1.1	120
B1.2	100
B2	100
C	25
Aeroplanes with a maximum take-off mass of 5700 kg and below ¹	
B1.1	80
B1.2	60
B2	60
C	15
Helicopters ²	
B1.3	120
B1.4	100
B2	100
C	25

For the purpose of the table above, a tuition hour means 60 minutes of teaching and exclude any breaks, examination, revision, preparation and aircraft visit.

These hours apply only to theoretical courses for complete aircraft/engine combinations according to the type rating as defined by the Agency.

(d) Justification of course duration:

Training courses carried out in a maintenance training organisation approved in accordance with [Annex IV \(Part-147\)](#) and courses directly approved by the competent authority shall justify their hour duration and the coverage of the full syllabus by a training needs analysis based on:

- the design of the aircraft type, its maintenance needs and the types of operation,
- detailed analysis of applicable chapters — see contents table in point 3.1(e) below,
- detailed competency analysis showing that the objectives as stated in point 3.1(a) above are fully met.

¹ For non-pressurised piston engine aeroplanes below 2 000 kg MTOM, the minimum duration can be reduced by 50 %.

² For helicopters in Group 2 (as defined in point 66.A.5), the minimum duration can be reduced by 30 %.

Where the training needs analysis shows that more hours are needed, course lengths shall be longer than the minimum specified in the table.

Similarly, tuition hours of differences courses or other training course combinations (such as combined B1/B2 courses), and in cases of theoretical type training courses below the figures given in point 3.1(c) above, these shall be justified to the competent authority by the training needs analysis as described above.

In addition, the course must describe and justify the following:

- The minimum physical and/or virtual classroom attendance required of the trainee, in order to meet the objectives of the course.
- The maximum number of hours of physical and/or virtual classroom training per day, taking into account pedagogical and human factors principles.

If the minimum attendance required is not met, the certificate of recognition shall not be issued. Additional training may be provided by the training organisation in order to meet the minimum attendance time.

(e) Content:

As a minimum, the elements in the Syllabus below that are specific to the aircraft type shall be covered. Additional elements introduced due to type variations, technological changes, etc. shall also be included.

The training syllabus shall be focused on mechanical and electrical aspects for B1 personnel, and electrical and avionic aspects for B2.

If it exists, the minimum syllabus of the operational suitability data (OSD), established in accordance with Regulation (EU) No 748/2012, shall be included.

Chapters	Level	Aeroplanes turbine		Aeroplanes piston		Helicopters turbine		Helicopters piston		Avionics B2
		B1	C	B1	C	B1	C	B1	C	
<i>Introduction module:</i>										
05 Time limits/maintenance checks		1	1	1	1	1	1	1	1	1
06 Dimensions/Areas (MTOM, etc.)		1	1	1	1	1	1	1	1	1
07 Lifting and Shoring		1	1	1	1	1	1	1	1	1
08 Levelling and weighing		1	1	1	1	1	1	1	1	1
09 Towing and taxiing		1	1	1	1	1	1	1	1	1
10 Parking/mooring, Storing and Return to Service		1	1	1	1	1	1	1	1	1
11 Placards and Markings		1	1	1	1	1	1	1	1	1
12 Servicing		1	1	1	1	1	1	1	1	1
20 Standard practices — only type particular		1	1	1	1	1	1	1	1	1
<i>Helicopters</i>										
18 Vibration and Noise Analysis (Blade tracking)		—	—	—	—	3	1	3	1	—
60 Standard Practices Rotor		—	—	—	—	3	1	3	1	—

Chapters	Level	Aeroplanes turbine		Aeroplanes piston		Helicopters turbine		Helicopters piston		Avionics
		B1	C	B1	C	B1	C	B1	C	
Licence category		B1	C	B1	C	B1	C	B1	C	B2
62 Rotors		—	—	—	—	3	1	3	1	1
62A Rotors — Monitoring and indicating		—	—	—	—	3	1	3	1	3
63 Rotor Drives		—	—	—	—	3	1	3	1	1
63A Rotor Drives — Monitoring and indicating		—	—	—	—	3	1	3	1	3
64 Tail Rotor		—	—	—	—	3	1	3	1	1
64A Tail rotor — Monitoring and indicating		—	—	—	—	3	1	3	1	3
65 Tail Rotor Drive		—	—	—	—	3	1	3	1	1
65A Tail Rotor Drive — Monitoring and indicating		—	—	—	—	3	1	3	1	3
66 Folding Blades/Pylon		—	—	—	—	3	1	3	1	—
67 Rotors Flight Control		—	—	—	—	3	1	3	1	—
53 Airframe Structure (Helicopter)		—	—	—	—	3	1	3	1	—
25 Emergency Flotation Equipment		—	—	—	—	3	1	3	1	1
<i>Airframe structures</i>										
51 Standard practices and structures (damage classification, assessment and repair)		3	1	3	1	—	—	—	—	1
53 Fuselage		3	1	3	1	—	—	—	—	1
54 Nacelles/Pylons		3	1	3	1	—	—	—	—	1
55 Stabilisers		3	1	3	1	—	—	—	—	1
56 Windows		3	1	3	1	—	—	—	—	1
57 Wings		3	1	3	1	—	—	—	—	1
52 Doors		3	1	3	1	—	—	—	—	1
Zonal and Station Identification Systems.		1	1	1	1	1	1	1	1	1
<i>Airframe systems:</i>										
21 Air Conditioning		3	1	3	1	3	1	3	1	3
21A Air Supply		3	1	3	1	3	1	3	1	2
21B Pressurisation		3	1	3	1	3	1	3	1	3
21C Safety and Warning Devices		3	1	3	1	3	1	3	1	3
22 Autoflight		2	1	2	1	2	1	2	1	3
23 Communications		2	1	2	1	2	1	2	1	3
24 Electrical Power		3	1	3	1	3	1	3	1	3
25 Equipment and Furnishings		3	1	3	1	3	1	3	1	1
25A Electronic Equipment including emergency equipment		1	1	1	1	1	1	1	1	3

Chapters	Level	Aeroplanes turbine		Aeroplanes piston		Helicopters turbine		Helicopters piston		Avionics
		B1	C	B1	C	B1	C	B1	C	
Licence category		B1	C	B1	C	B1	C	B1	C	B2
26 Fire Protection		3	1	3	1	3	1	3	1	3
27 Flight Controls		3	1	3	1	3	1	3	1	2
27A Sys. Operation: Electrical/Fly-by-Wire		3	1	—	—	—	—	—	—	3
28 Fuel Systems		3	1	3	1	3	1	3	1	2
28A Fuel Systems — Monitoring and indicating		3	1	3	1	3	1	3	1	3
29 Hydraulic Power		3	1	3	1	3	1	3	1	2
29A Hydraulic Power — Monitoring and indicating		3	1	3	1	3	1	3	1	3
30 Ice and Rain Protection		3	1	3	1	3	1	3	1	3
31 Indicating/Recording Systems		3	1	3	1	3	1	3	1	3
31A Instrument Systems		3	1	3	1	3	1	3	1	3
32 Landing Gear		3	1	3	1	3	1	3	1	2
32A Landing Gear — Monitoring and indicating		3	1	3	1	3	1	3	1	3
33 Lights		3	1	3	1	3	1	3	1	3
34 Navigation		2	1	2	1	2	1	2	1	3
35 Oxygen		3	1	3	1	—	—	—	—	2
36 Pneumatic		3	1	3	1	3	1	3	1	2
36A Pneumatic — Monitoring and indicating		3	1	3	1	3	1	3	1	3
37 Vacuum		3	1	3	1	3	1	3	1	2
38 Water/Waste		3	1	3	1	—	—	—	—	2
41 Water Ballast		3	1	3	1	—	—	—	—	1
42 Integrated modular avionics		2	1	2	1	2	1	2	1	3
44 Cabin Systems		2	1	2	1	2	1	2	1	3
45 On-Board Maintenance System (or covered in 31)		3	1	3	1	3	1	—	—	3
46 Information Systems		2	1	2	1	2	1	2	1	3
47 Nitrogen generation system		3	1	3	1	—	—	—	—	2
50 Cargo and Accessory Compartments		3	1	3	1	3	1	3	1	1
55/57 Flight control surfaces (All)		3	1	3	1	—	—	—	—	1
<i>Turbine Engine</i>										
70 Standard Practices — Engines,		3	1	—	—	3	1	—	—	1
70A constructional arrangement and operation (Installation Inlet, Compressors, Combustion		3	1	—	—	3	1	—	—	1

Chapters	Level	Aeroplanes turbine		Aeroplanes piston		Helicopters turbine		Helicopters piston		Avionics
		B1	C	B1	C	B1	C	B1	C	
Licence category		B1	C	B1	C	B1	C	B1	C	B2
Section, Turbine Section, Bearings and Seals, Lubrication Systems).										
70B Engine Performance	3	1	—	—	3	1	—	—	1	1
71 Powerplant	3	1	—	—	3	1	—	—	1	1
72 Engine Turbine/Turbo Prop/Ducted Fan/Unducted fan	3	1	—	—	3	1	—	—	1	1
73 Engine Fuel and Control	3	1	—	—	3	1	—	—	1	1
75 Air	3	1	—	—	3	1	—	—	1	1
76 Engine controls	3	1	—	—	3	1	—	—	1	1
78 Exhaust	3	1	—	—	3	1	—	—	1	1
79 Oil	3	1	—	—	3	1	—	—	1	1
80 Starting	3	1	—	—	3	1	—	—	1	1
82 Water Injections	3	1	—	—	3	1	—	—	1	1
83 Accessory Gear Boxes	3	1	—	—	3	1	—	—	1	1
84 Propulsion Augmentation	3	1	—	—	3	1	—	—	1	1
73A FADEC	3	1	—	—	3	1	—	—	3	3
74 Ignition	3	1	—	—	3	1	—	—	3	3
77 Engine Indicating Systems	3	1	—	—	3	1	—	—	3	3
49 Auxiliary Power Units (APUs)	3	1	—	—	—	—	—	—	—	2
<i>Piston Engine</i>										
70 Standard Practices — Engines	—	—	3	1	—	—	3	1	1	1
70A Constructional arrangement and operation (Installation, Carburettors, Fuel injection systems, Induction, Exhaust and Cooling Systems, Supercharging/Turbochargin, Lubrication Systems).	—	—	3	1	—	—	3	1	1	1
70B Engine Performance	—	—	3	1	—	—	3	1	1	1
71 Powerplant	—	—	3	1	—	—	3	1	1	1
73 Engine Fuel and Control	—	—	3	1	—	—	3	1	1	1
76 Engine Control	—	—	3	1	—	—	3	1	1	1
79 Oil	—	—	3	1	—	—	3	1	1	1
80 Starting	—	—	3	1	—	—	3	1	1	1
81 Turbines	—	—	3	1	—	—	3	1	1	1
82 Water Injections	—	—	3	1	—	—	3	1	1	1
83 Accessory Gear Boxes	—	—	3	1	—	—	3	1	1	1
84 Propulsion Augmentation	—	—	3	1	—	—	3	1	1	1
73A FADEC	—	—	3	1	—	—	3	1	3	3
74 Ignition	—	—	3	1	—	—	3	1	3	3

Chapters	Level	Aeroplanes turbine		Aeroplanes piston		Helicopters turbine		Helicopters piston		Avionics
		B1	C	B1	C	B1	C	B1	C	
Licence category		B1	C	B1	C	B1	C	B1	C	B2
77 Engine Indication Systems		—	—	3	1	—	—	3	1	3
<i>Propellers</i>										
60A Standard Practices — Propeller		3	1	3	1	—	—	—	—	1
61 Propellers/Propulsion		3	1	3	1	—	—	—	—	1
61A Propeller Construction		3	1	3	1	—	—	—	—	—
61B Propeller Pitch Control		3	1	3	1	—	—	—	—	—
61C Propeller Synchronising		3	1	3	1	—	—	—	—	1
61D Propeller Electronic control		2	1	2	1	—	—	—	—	3
61E Propeller Ice Protection		3	1	3	1	—	—	—	—	—
61F Propeller Maintenance		3	1	3	1	—	—	—	—	1

3.2. Practical element

Regulation (EU) 2023/989

(a) Objective:

The objective of practical training is to gain the required competence in performing safe maintenance, inspections and routine work according to the maintenance manual and other relevant instructions and tasks as appropriate for the type of aircraft, for example troubleshooting, repairs, adjustments, replacements, rigging and functional checks. It includes the awareness of the use of all technical literature and documentation for the aircraft, the use of specialist/special tooling and test equipment for performing removal and replacement of components and modules unique to type, including any on-wing maintenance activity.

(b) Content:

At least 50 % of the crossed items in the table below, which are relevant to the particular aircraft type, shall be completed as part of the practical training.

Tasks crossed represent subjects that are important for practical training purposes to ensure that the operation, function, installation and safety significance of key maintenance tasks is adequately addressed; particularly where these cannot be fully explained by theoretical training alone. Although the list details the minimum practical training subjects, other items may be added where applicable to the particular aircraft type.

Tasks to be completed shall be representative of the aircraft and systems both in complexity and in the technical input required to complete that task. While relatively simple tasks may be included, other more complex tasks shall also be incorporated and undertaken as appropriate to the aircraft type.

If it exists, the minimum list of practical tasks of the operational suitability data (OSD), established in accordance with Regulation (EU) No 748/2012, shall be part of the practical elements to be selected.

Glossary of the table: LOC: Location; FOT: Functional/Operational Test; SGH: Service and Ground Handling; R/I: Removal/Installation; MEL: Minimum Equipment List; TS: TroubleShooting.

Chapters	B1/B2	B1					B2				
	LOC	FOT	SGH	R/I	MEL	TS	FOT	SGH	R/I	MEL	TS
<i>Introduction module:</i>											
5 Time limits/maintenance checks	X/X	—	—	—	—	—	—	—	—	—	—
6 Dimensions/Areas (MTOM, etc.)	X/X	—	—	—	—	—	—	—	—	—	—
7 Lifting and Shoring	X/X	—	—	—	—	—	—	—	—	—	—
8 Levelling and weighing	X/X	—	X	—	—	—	—	X	—	—	—
9 Towing and taxiing	X/X	—	X	—	—	—	—	X	—	—	—
10 Parking/mooring, Storing and Return to Service	X/X	—	X	—	—	—	—	X	—	—	—
11 Placards and Markings	X/X	—	—	—	—	—	—	—	—	—	—
12 Servicing	X/X	—	X	—	—	—	—	X	—	—	—
20 Standard practices — only type particular	X/X	—	X	—	—	—	—	X	—	—	—
<i>Helicopters:</i>											
18 Vibration and Noise Analysis (Blade tracking)	X/—	—	—	—	—	X	—	—	—	—	—
60 Standard Practices Rotor — only type specific	X/X	—	X	—	—	—	—	X	—	—	—
62 Rotors	X/—	—	X	X	—	X	—	—	—	—	—
62A Rotors — Monitoring and indicating	X/X	X	X	X	X	X	—	—	X	—	X
63 Rotor Drives	X/—	X	—	—	—	X	—	—	—	—	—
63A Rotor Drives — Monitoring and indicating	X/X	X	—	X	X	X	—	—	X	—	X
64 Tail Rotor	X/—	—	X	—	—	X	—	—	—	—	—
64A Tail rotor - Monitoring and indicating	X/X	X	—	X	X	X	—	—	X	—	X
65 Tail Rotor Drive	X/—	X	—	—	—	X	—	—	—	—	—
65A Tail Rotor Drive — Monitoring and indicating	X/X	X	—	X	X	X	—	—	X	—	X
66 Folding Blades/Pylon	X/—	X	X	—	—	X	—	—	—	—	—
67 Rotors Flight Control	X/—	X	X	—	X	X	—	—	—	—	—

Chapters	B1/B2	B1					B2				
	LOC	FOT	SGH	R/I	MEL	TS	FOT	SGH	R/I	MEL	TS
53 Airframe Structure (Helicopter) Note: covered under Airframe structures											
25 Emergency Flotation Equipment	X/X	X	X	X	X	X	X	X	—	—	—
<i>Airframe structures:</i>											
51 Standard Practices and Structures (damage classification, assessment and repair)											
53 Fuselage	X/—	—	—	—	—	X	—	—	—	—	—
54 Nacelles/Pylons	X/—	—	—	—	—	—	—	—	—	—	—
55 Stabilisers	X/—	—	—	—	—	—	—	—	—	—	—
56 Windows	X/—	—	—	—	—	X	—	—	—	—	—
57 Wings	X/—	—	—	—	—	—	—	—	—	—	—
52 Doors	X/X	X	X	—	—	—	—	X	—	—	—
<i>Airframe systems:</i>											
21 Air Conditioning	X/X	X	X	—	X	X	X	X	—	X	X
21A Air Supply	X/X	X	—	—	—	—	X	—	—	—	—
21B Pressurisation	X/X	X	—	—	X	X	X	—	—	X	X
21C Safety and warning Devices	X/X	—	X	—	—	—	—	X	—	—	—
22 Autoflight	X/X	—	—	—	X	—	X	X	X	X	X
23 Communications	X/X	—	X	—	X	—	X	X	X	X	X
24 Electrical Power	X/X	X	X	X	X	X	X	X	X	X	X
25 Equipment and Furnishings	X/X	X	X	X	—	—	X	X	X	—	—
25A Electronic Equipment including emergency equipment	X/X	X	X	X	—	—	X	X	X	—	—
26 Fire Protection	X/X	X	X	X	X	X	X	X	X	X	X
27 Flight Controls	X/X	X	X	X	X	X	X	—	—	—	—
27A Sys. Operation: Electrical/Fly-by-Wire	X/X	X	X	X	X	—	X	—	X	—	X
28 Fuel Systems	X/X	X	X	X	X	X	X	X	—	X	—
28A Fuel Systems — Monitoring and indicating	X/X	X	—	—	—	—	X	—	X	—	X
29 Hydraulic Power	X/X	X	X	X	X	X	X	X	—	X	—

Chapters	B1/B2	B1					B2				
	LOC	FOT	SGH	R/I	MEL	TS	FOT	SGH	R/I	MEL	TS
29A Hydraulic Power — Monitoring and indicating	X/X	X	—	X	X	X	X	—	X	X	X
30 Ice and Rain Protection	X/X	X	X	—	X	X	X	X	—	X	X
31 Indicating/Recording Systems	X/X	X	X	X	X	X	X	X	X	X	X
31A Instrument Systems	X/X	X	X	X	X	X	X	X	X	X	X
32 Landing Gear	X/X	X	X	X	X	X	X	X	X	X	—
32A Landing Gear — Monitoring and indicating	X/X	X	—	X	X	X	X	—	X	X	X
33 Lights	X/X	X	X	—	X	—	X	X	X	X	—
34 Navigation	X/X	—	X	—	X	—	X	X	X	X	X
35 Oxygen	X/—	X	X	X	—	—	X	X	—	—	—
36 Pneumatic	X/—	X	—	X	X	X	X	—	X	X	X
36A Pneumatic — Monitoring and indicating	X/X	X	X	X	X	X	X	X	X	X	X
37 Vacuum	X/—	X	—	X	X	X	—	—	—	—	—
38 Water/Waste	X/—	X	X	—	—	—	X	X	—	—	—
41 Water Ballast	X/—	—	—	—	—	—	—	—	—	—	—
42 Integrated modular avionics	X/X	—	—	—	—	—	X	X	X	X	X
44 Cabin Systems	X/X	—	—	—	—	—	X	X	X	X	X
45 On-Board Maintenance System (or covered in 31)	X/X	X	X	X	X	X	X	X	X	X	X
46 Information Systems	X/X	—	—	—	—	—	X	—	X	X	X
47 Nitrogen generation system	X/X	X	X	X	X	X	X	—	—	—	X
50 Cargo and Accessory Compartments	X/X	—	X	—	—	—	—	—	—	—	—
55/57 Flight control surfaces	X/—	—	—	—	—	X	—	—	—	—	—
<i>Turbine/Piston Engine Module:</i>											
70 Standard Practices — Engines — only type particular	—	—	X	—	—	—	—	X	—	—	—
70A Constructional arrangement and operation	X/X	—	—	—	—	—	—	—	—	—	—

Chapters	B1/B2	B1					B2				
	LOC	FOT	SGH	R/I	MEL	TS	FOT	SGH	R/I	MEL	TS
(Installation Inlet, Compressors, Combustion Section, Turbine Section, Bearings and Seals, Lubrication Systems)											
<i>Turbine engines:</i>											
70B Engine Performance	—	—	—	—	—	X	—	—	—	—	—
71 Power Plant	X/—	X	X	—	—	—	—	X	—	—	—
72 Engine Turbine/Turbo Prop/Ducted Fan/Unducted fan	X/—	—	—	—	—	—	—	—	—	—	—
73 Engine Fuel and Control	X/X	X	—	—	—	—	—	—	—	—	—
73A FADEC Systems	X/X	X	—	X	X	X	X	—	X	X	X
74 Ignition	X/X	X	—	—	—	—	X	—	—	—	—
75 Air	X/—	—	—	X	—	X	—	—	—	—	—
76 Engine Controls	X/—	X	—	—	—	X	—	—	—	—	—
77 Engine Indicating	X/X	X	—	—	X	X	X	—	—	X	X
78 Exhaust	X/—	X	—	—	X	—	—	—	—	—	—
79 Oil	X/—	—	X	X	—	—	—	—	—	—	—
80 Starting	X/—	X	—	—	X	X	—	—	—	—	—
82 Water Injection	X/—	X	—	—	—	—	—	—	—	—	—
83 Accessory Gearboxes	X/—	—	X	—	—	—	—	—	—	—	—
84 Propulsion Augmentation	X/—	X	—	—	—	—	—	—	—	—	—
<i>Auxiliary Power Units (APUs):</i>											
49 Auxiliary Power Units (APUs)	X/—	X	X	—	—	X	—	—	—	—	—
<i>Piston Engines:</i>											
70 Standard Practices — Engines — only type particular	—	—	X	—	—	—	—	X	—	—	—
70A Constructional arrangement and operation (Installation Inlet, Compressors, Combustion Section, Turbine Section, Bearings and Seals, Lubrication Systems)	X/X	—	—	—	—	—	—	—	—	—	—

Chapters	B1/B2	B1					B2				
	LOC	FOT	SGH	R/I	MEL	TS	FOT	SGH	R/I	MEL	TS
70B Engine Performance	—	—	—	—	—	X	—	—	—	—	—
71 Power Plant	X/—	X	X	—	—	—	—	X	—	—	—
73 Engine Fuel and Control	X/X	X	—	—	—	—	—	—	—	—	—
73A FADEC Systems	X/X	X	—	X	X	X	X	X	X	X	X
74 Ignition	X/X	X	—	—	—	—	X	—	—	—	—
76 Engine Controls	X/—	X	—	—	—	X	—	—	—	—	—
77 Engine Indicating	X/X	X	—	—	X	X	X	—	—	X	X
78 Exhaust	X/—	X	—	—	X	X	—	—	—	—	—
79 Oil	X/—	—	X	X	—	—	—	—	—	—	—
80 Starting	X/—	X	—	—	X	X	—	—	—	—	—
81 Turbines	X/—	X	X	X	—	X	—	—	—	—	—
82 Water Injection	X/—	X	—	—	—	—	—	—	—	—	—
83 Accessory Gearboxes	X/—	—	X	X	—	—	—	—	—	—	—
84 Propulsion Augmentation	X/—	X	—	—	—	—	—	—	—	—	—
<i>Propellers:</i>											
60A Standard Practices — Propeller	—	—	—	X	—	—	—	—	—	—	—
61 Propellers/ Propulsion	X/X	X	X	—	X	X	—	—	—	—	—
61A Propeller Construction	X/X	—	X	—	—	—	—	—	—	—	—
61B Propeller Pitch Control	X/—	X	—	X	X	X	—	—	—	—	—
61C Propeller Synchronising	X/—	X	—	—	—	X	—	—	—	X	—
61D Propeller Electronic control	X/X	X	X	X	X	X	X	X	X	X	X
61E Propeller Ice Protection	X/—	X	—	X	X	X	—	—	—	—	—
61F Propeller Maintenance	X/X	X	X	X	X	X	X	X	X	X	X

4. Type training examination and assessment standard

4.1. Theoretical element examination standard

Regulation (EU) 2023/989

After the theoretical portion of the aircraft type training has been completed, a written examination shall be performed, which shall comply with the following:

- (a) Format of the examination is of the multi-choice type. Each multi-choice question shall have 3 alternative answers of which only one shall be the correct answer. The total time is based on

the total number of questions and the time for answering is based upon a nominal average of 90 seconds per question.

- (b) The incorrect alternatives shall seem equally plausible to anyone ignorant of the subject. All the alternatives shall be clearly related to the question and of similar vocabulary, grammatical construction and length.
- (c) In numerical questions, the incorrect answers shall correspond to procedural errors such as the use of incorrect sense (+ versus -) or incorrect measurement units. They shall not be mere random numbers.
- (d) The level of examination for each chapter¹ shall be the one defined in point 2 'Aircraft type training levels'. However, the use of a limited number of questions at a lower level is acceptable.
- (e) The examination shall be of the closed book type. No reference material is permitted. An exception will be made for the case of examining a B1 or B2 candidate's ability to interpret technical documents.
- (f) The number of questions shall be at least one question per hour of training. The number of questions for each chapter and level shall be proportionate to:
 - the effective training hours spent on teaching at that chapter and level; or
 - in case of student-centred methods, the anticipated average time to complete the training; and
 - the learning objectives as given by the training needs analysis.

The competent authority shall assess the number and the level of the questions when approving the course.

- (g) The minimum examination pass mark is 75 %. When the type training examination is split in several examinations, each examination shall be passed with at least a 75 % mark. In order to be possible to achieve exactly a 75 % pass mark, the number of questions in the examination shall be a multiple of 4.
- (h) Penalty marking (negative points for failed questions) is not to be used.
- (i) End of module phase examinations cannot be used as part of the final examination unless they contain the correct number and level of questions required.
- (j) Whilst it is accepted that the subject matter of the questions may be the same, the questions used as part of the MBT learning programme shall not be used in course or phase examinations.

4.2. Practical element assessment standard

Regulation (EU) No 1321/2014

After the practical element of the aircraft type training has been completed, an assessment must be performed, which must comply with the following:

- (a) The assessment shall be performed by designated assessors appropriately qualified.
- (b) The assessment shall evaluate the knowledge and skills of the trainee.

¹ For the purpose of this point 4, a 'chapter' means each one of the rows preceded by a number in the table contained in point 3.1(e).

5. Type evaluation standard for Group 2 and Group 3 aircraft

Regulation (EU) 2023/989

Type evaluation relative to aircraft of Group 2 or Group 3 shall be conducted by training organisations appropriately approved in accordance with Annex IV ([Part-147](#)) or by the competent authority.

The evaluation shall consist of practical assessment and oral examination and comply with the following requirements:

- (a) The practical assessment shall determine the candidate's competence to perform maintenance tasks applicable to the particular aircraft type.
- (b) The oral examination shall be on a sample of chapters drawn from point 3. 'Aircraft type training standard', at the indicated level in point 3.1.(e).
- (c) Both oral examinations and practical assessments shall ensure that the following objectives are met:
 1. properly discuss with confidence the aircraft type and its systems;
 2. ensure safe performance of maintenance, inspections, and routine work according to the maintenance manual and other relevant instructions and tasks as appropriate for the type of aircraft, for example, troubleshooting, repairs, adjustments, replacements, rigging and functional checks such as engine run, etc., if required;
 3. correctly use all technical literature and documentation for the aircraft;
 4. correctly use specialist/special tooling and test equipment, perform removal and replacement of components and modules unique to type, including any on-wing maintenance activity.
- (d) The following conditions apply to the type evaluation:
 1. The maximum number of attempts for each examination is three in a 12-month period. A waiting period of 30 days is required after the first failed attempt within one set, and a waiting period of 60 days is required after the second failed attempt.

The applicant shall confirm in writing to the maintenance training organisation or the competent authority to which they apply for an examination, the number, and dates of attempts during the last 12-month period and the maintenance training organisation or the competent authority where these attempts took place. The maintenance training organisation or the competent authority is responsible for checking the number of attempts within the applicable time frames.
 2. The type evaluation shall be passed, and the required practical experience shall be completed within the 3 years preceding the application for the rating endorsement on the aircraft maintenance licence.
 3. Type evaluation shall be performed with at least one examiner present. The examiner(s) shall not have been involved in the applicant's training.
- (e) A written and signed report shall be prepared and made available to the candidate by the examiner(s) to explain why the candidate has passed or failed.

6. On-the-job training (OJT)

Regulation (EU) 2023/989

6.1 General

The OJT is the training that the applicant is given on a particular aircraft type in a real workplace, having the possibility to learn maintenance best practices and correct release-to-service procedures. The OJT shall comply with the following requirements:

- (a) The list of the OJT tasks and programme shall be accepted by the competent authority which has issued the maintenance licence before starting the OJT training.
- (b) The OJT shall be conducted at one or more maintenance organisations appropriately approved according to this Regulation for the maintenance of that aircraft type. One of those organisations shall control the OJT.
- (c) The applicant shall have a category A, B or L5 licence before undergoing the OJT or have finished the theoretical type training and cumulated at least 50 % of the basic experience requirement (point 66.A.30) as regards the category of aircraft he or she is trained for.
- (d) The applicant shall start and complete the OJT within 3 years preceding the application for the first type rating endorsement. At least 50 % of the OJT tasks shall take place after the related aircraft theoretical type training has been completed.
- (e) The applicant shall undergo the OJT under the mentorship of a qualified mentor or mentors, on a one-to-one supervision basis, during which the mentors verify the technical knowledge, the skills, and responsibilities of a typical certifying staff. During the OJT, the mentors transmit also knowledge and experience to the applicant, providing the necessary advice, support, and guidance.
- (f) Each task shall be signed off by the applicant and refer to an actual job card/work sheet, etc. The mentors shall verify and countersign off the tasks performed during the OJT, because they shall assume the responsibility for the tasks at support staff or certifying staff level, as applicable, depending on the release-to-service procedure.
- (g) At the satisfactory completion of the OJT programme, the mentors shall issue a recommendation for the final assessment of the applicant to be conducted by designated assessors.

6.2 OJT content and OJT logbook

The OJT shall include a series of activities and tasks representative of the aircraft type rating, systems, and licence category applied for and may cover more than one licence category.

The OJT shall be documented in an OJT logbook reporting the following:

- (a) name of the applicant;
- (b) date of birth of the applicant;
- (c) the approved maintenance organisation(s) where the OJT was carried out;
- (d) aircraft rating and licence categories applied for;
- (e) list of tasks, including:
 - (i) task description;
 - (ii) reference to job card/work order/aircraft tech log, etc.;
 - (iii) location of task completion;

- (iv) date of task completion;
- (v) aircraft registration(s).
- (f) names of the mentors (including licence number, if applicable);
- (g) a signed recommendation of the mentors for the successive final assessment of the applicant.

6.3 Final assessment of the applicant

The final assessment of the applicant may only be performed once the OJT logbook has been completed and the mentors have signed the related recommendation.

The designated assessor(s) conducting the final assessment shall notify the date of the assessment to the licensing authority well in advance to allow a possible participation of the same authority.

The objective of the final assessment is to verify that the applicant has sufficient technical knowledge as well as the appropriate skills and attitude and that he or she is competent to work independently as type-rated certifying staff on a particular aircraft type.

The final assessment shall have a minimum duration of one working day.

- (a) The assessment shall sample:
 - (1) the general technical knowledge required for the particular licence category;
 - (2) the aircraft-type-specific knowledge and skills for the particular licence category;
 - (3) the understanding of the licence privileges relevant to the aircraft and to the licence category;
 - (4) the appropriate behaviour and safety attitude of the applicant in relation to the maintenance environment.
- (b) The assessment shall be recorded in a report containing the following information:
 - (1) identification data of the applicant;
 - (2) identification data of the assessor(s);
 - (3) date and time frame of the assessment;
 - (4) content of the assessment;
 - (5) result of the assessment: Passed or Failed.
 - (6) signature of the assessor(s), the candidate and, if applicable, the independent observer(s).
- (c) A failed assessment may be retaken after 3 months or, if additional training has been received and a new recommendation by the mentors has been made, earlier than 3 months if agreed by the assessor(s). After three failed attempts, the complete OJT shall be repeated.

6.4 Requirements for mentors and assessors

Mentors and assessors are maintenance staff with the following qualifications:

- (i) Mentors:
 - hold a valid aircraft maintenance licence (AML) issued in accordance with this Annex or a valid and fully compliant with ICAO Annex 1 AML in accordance with Appendix IV to Annex II (Part-145), which is acceptable to the competent authority;

- have been holding, for at least 1 year, an AML in the same category, when compared to the one for which the OJT is being mentored, that is endorsed with a type rating appropriate to exercise the privileges on the related aircraft;
 - have the necessary release or sign-off privileges in the maintenance organisation where the OJT is performed;
 - have experience in training other people (such as being apprenticeship instructors, instructors in accordance with Annex IV (Part-147), having received train-the-trainer courses or having any other comparable national qualification, or having a training to do so that is acceptable to the competent authority).
- (ii) Assessors of the final assessment:
- hold a valid AML issued in accordance with this Annex or a valid and fully compliant with ICAO Annex 1 AML in accordance with Appendix IV to Annex II (Part-145), which is acceptable to the competent authority;
 - have been holding, for at least 3 years, an AML in the same category, when compared to the one for which the OJT is being assessed, endorsed with the same or similar aircraft type rating;
 - have experience and/or have received training in assessing others (such as being apprenticeship instructors, examiners in accordance with Annex IV (Part-147), having received train-the-trainer courses, or having any other comparable national qualification, or having a training to do so that is acceptable to the competent authority);
 - shall not have been involved as a mentor of the applicant in the OJT; when the assessor has taken part in the OJT performance, then an independent observer shall be present during the OJT assessment.

6.5 OJT documentation and records

The satisfactory accomplishment of the OJT shall be attested to the applicant with the final assessment report and the OJT logbook.

The OJT documentation shall be provided to the competent authority to support the application for the issue or change of the licence as laid down in Section B, Subpart B, of this Annex.

Records of the OJT documentation shall be kept by the maintenance organisation where the OJT is conducted, in accordance with the procedures agreed with the competent authority of the maintenance organisation.

AMC to Appendix III to Part-66 ‘Aircraft Type Training and Examination Standard. On-the-Job Training’

ED Decision 2015/029/R

Aircraft Type Training and On-the-Job Training

The theoretical and practical training providers, as well as the OJT provider, may contract the services of a language translator in the case where training is imparted to students not conversant in the language of the training material. Nevertheless, it remains essential that the students understand all the relevant maintenance documentation.

During the performance of examinations and assessments, the assistance of the translator should be limited to the translation of the questions, but should not provide clarifications or help in relation to those questions.

AMC1 Appendix III Aircraft type training and type evaluation standard — on-the-job training (OJT) Section 1

ED Decision 2023/019/R

Aircraft Type Training

1. Aircraft type training may be sub-divided in airframe and/or powerplant and/or avionics/electrical systems type training courses.
 - Airframe type training course means a type training course including all relevant aircraft structure and electrical and mechanical systems excluding the powerplant.
 - Powerplant type training course means a type training course on the bare engine, including the build-up to a quick engine change unit.
 - The interface of the engine/airframe systems should be addressed by either airframe or powerplant type training course. In some cases, such as for general aviation, it may be more appropriate to cover the interface during the airframe course due to the large variety of aircraft that can have the same engine type installed.
 - Avionics/electrical systems type training course means type training on avionics and electrical systems covered by but not necessarily limited to ATA (Air Transport Association) Chapters 22, 23, 24, 25, 27, 31, 33, 34, 42, 44, 45, 46, 73 and 77 or equivalent.
2. Practical training may be performed either following or integrated with the theoretical elements. However, it should not be performed before theoretical training.
3. The content of the theoretical and practical training should:
 - address the different parts of the aircraft which are representative of the structure, the systems/components installed and the cabin; and
 - include training on the use of technical manuals, maintenance procedures and the interface with the operation of the aircraft.

Therefore it should be based on the following elements:

- Type design including relevant type design variants, new technology and techniques;
- Feedback from in-service difficulties, occurrence reporting, etc;
- Significant applicable airworthiness directives and service bulletins;
- Known human factor issues associated with the particular aircraft type;
- Use of common and specific documentation, (when applicable, such as MMEL, AMM, MPD, TSM, SRM, WD, AFM, tool handbook), philosophy of the troubleshooting, etc.;
- Knowledge of the maintenance on-board reporting systems and ETOPS maintenance conditions where applicable;
- Use of special tooling and test equipment and specific maintenance practises including critical safety items and safety precautions;

- Significant and critical tasks/aspects from the MMEL, CDL, Fuel Tank Safety (FTS), airworthiness limitation items (ALI) including Critical Design Configuration Control Limitations (CDCCL), CMR and all ICA documentation such as MRB, MPD, SRM, AMM, etc., when applicable.
- Maintenance actions and procedures to be followed as a consequence of specific certification requirements, such as, but not limited to, RVSM (Reduced Vertical Separation Minimum) and NVIS (Night Vision Imaging Systems);
- Knowledge of relevant inspections and limitations as applicable to the effects of environmental factors or operational procedures such as cold and hot climates, wind, moisture, sand, de-icing / anti-icing, etc.

The type training does not necessarily need to include all possible customer options corresponding to the type rating described in the [Appendix I to AMC to Part-66](#).

4. Limited avionic system training should be included in the category B1 type training as the B1 privileges include work on avionics systems requiring simple tests to prove their serviceability.
5. Electrical systems should be included in both categories of B1 and B2 type training.
6. The theoretical and practical training should be complementary and may be:
 - integrated or split;
 - supported by the use of training aids, such as trainers, virtual aircraft, aircraft components, maintenance simulation training devices (MSTDs) and maintenance training devices (MTDs).
7. The integration and usage of MSTDs and MTDs, as defined in AMC 147.A.30(a), in maintenance type training (theoretical and/or practical) should consider the following:
 - The use of actual aircraft components should be allowed for any MSTD or MTD, even if the components are in a non-airworthy condition.
 - The complexity and degree of simulation for an MSTD may vary and should support type training elements that address a component, a system or the entire aircraft. Based on its characteristics and capabilities, the MSTD may be:
 - a training device capable of providing, for the respective component or system, the representation of aircraft location, access and layout, and for servicing with an acceptable level of accuracy and limited simulation; or
 - a training device capable of providing, for the respective component or system, the representation of aircraft location, access and layout with sufficient accuracy and with interactive simulation for servicing, and the applicable maintenance data for operational (O) and functional (F) test elements including built-in test (BIT) initiation and monitoring from outside the cockpit; such representation should have the capability to accommodate some troubleshooting scenarios; or
 - a training device capable of providing, for the respective component or system, the representation of onboard (flight deck/cockpit or cabin) indication and controls with an acceptable level of accuracy and limited interactive simulation; or
 - a training device capable of providing, for the respective component or system, the representation of onboard (flight deck/cockpit or cabin) indication and controls with sufficient accuracy and with interactive simulation for servicing, and the applicable maintenance data for operational (O) and functional (F) test elements

- including built-in test (BIT) initiation and monitoring; such representation should have the capability to accommodate some troubleshooting scenarios; or
- any combination of the above.
 - Flight simulation training devices (FSTDs) may be used as MSTDs whenever their characteristics and capabilities are considered appropriate for, and supportive of, the delivery of the respective maintenance training element(s).
 - An MTD is any training device other than an MSTD used for maintenance training and/or examination and/or assessment.

AMC to Paragraphs 1(b), 3.2 and 4.2 of Appendix III to Part-66 'Aircraft Type Training and Examination Standard. On-the-Job Training'

ED Decision 2015/029/R

Practical Element of the Aircraft Type Training

1. The practical training may include instruction in a classroom or in simulators but part of the practical training should be conducted in a real maintenance or manufacturer environment.
2. The tasks should be selected because of their frequency, complexity, variety, safety, criticality, novelty, etc. The selected tasks should cover all the chapters described in the table contained in [paragraph 3.2 of Appendix III to Part-66](#).
3. The duration of the practical training should ensure that the content of training required by [paragraph 3.2 of Appendix III to Part-66](#) is completed.

Nevertheless, for aeroplanes with a MTOM equal or above 30000kg, the duration for the practical element of a type rating training course should not be less than two weeks unless a shorter duration meeting the objectives of the training and taking into account pedagogical aspects (maximum duration per day) is justified to the competent authority.

4. The organisation providing the practical element of the type training should provide trainees a schedule or plan indicating the list of tasks to be performed under instruction or supervision. A record of the tasks completed should be entered into a logbook which should be designed such that each task or group of tasks may be countersigned by the designated assessor. The logbook format and its use should be clearly defined.
5. In [paragraph 4.2 of Appendix III to Part-66](#), the term 'designated assessors appropriately qualified' means that the assessors should demonstrate training and experience on the assessment process being undertaken and be authorised to do so by the organisation.

Further guidance about the assessment and the designated assessors is provided in [Appendix III to AMC to Part-66](#).

6. The practical element (for powerplant and avionic systems) of the Type Rating Training may be subcontracted by the approved [Part-147](#) organisation under its quality system according to the provisions of [147.A.145\(d\)3](#) and the corresponding Guidance Material.

AMC to Paragraph 1(c) of Appendix III to Part-66 'Aircraft Type Training and Examination Standard. On-the-Job Training'

ED Decision 2015/029/R

Differences Training

Approved difference training is not required for different variants within the same aircraft type rating (as specified in [Appendix I to AMC to Part-66](#)) for the purpose of type rating endorsement on the aircraft maintenance licence.

However, this does not necessarily mean that no training is required before a certifying staff authorisation can be issued by the maintenance organisation (refer to [AMC 66.A.20\(b\)3](#)).

GM1 Appendix III Aircraft type training and type evaluation standard — on-the-job training (OJT) Section 1(c)

ED Decision 2023/019/R

DIFFERENCES TRAINING

If the holder of a B1 and B2 licence, without any type rating, successfully completes a combined type training course (B1 + B2) followed by an OJT tailored only to B1 tasks, they can obtain only the type-rating endorsement that is applicable to the B1 subcategory.

Within the next 3 years from the completion of the combined training course, endorsement of the aircraft type for the B2 category is possible after carrying out an OJT programme limited to the tasks relevant to the B2 category only.

When instead, the aircraft type endorsement would be requested after more than 3 years, the applicant would be required to also pass a differences type training course (from B1 to B2) plus the OJT programme limited to the tasks relevant to the B2 category only. All common theoretical and practical elements, and OJT tasks, already demonstrated as B1, shall be considered fulfilled.

AMC1 Appendix III Aircraft type training and type evaluation standard — on-the-job training (OJT) Section 3

ED Decision 2023/019/R

AIRCRAFT TYPE TRAINING STANDARD

Training methods are categorised as 'instructor-centred', 'student-centred' and 'blended training'.

The actual training method and the training tools should be adapted to suit the training subject and be chosen considering their intrinsic characteristics, such as but not limited to their efficiency and the pedagogical benefits of the method/tool.

A complex or critical subject should not normally be taught solely through a student-centred method unless provisions are in place to verify the actual and progressive acquisition of knowledge of the student.

Complex and critical areas should be identified by the training needs analysis (TNA). The complexity and criticality of the areas could differ on a case-by-case basis (that is, areas proven to be critical by organisations' 'in-service events', occurrence reporting, human factors, safety, etc.), but should in any case cover the maintenance areas with special emphasis (MASE) identified by the type-certificate holder (TCH) in its operational suitability data (OSD).

AMC1 Appendix III Aircraft type training and type evaluation – on-the-job training (OJT) Section 3.1(d)

ED Decision 2023/019/R

Training needs analysis (TNA) for the theoretical element of the aircraft type training

1. The minimum duration for the theoretical element of the type rating training course, as described in [Appendix III to Part-66](#), has been determined based on:
 - generic categories of aircraft and minimum standard equipment fit
 - the estimated average duration of standard courses imparted in Europe
2. The purpose of the Training Needs Analysis (TNA) is to adapt and justify the duration of the course for a specific aircraft type. This means that the TNA is the main driver for determining the duration of the course, regardless of whether it is above or below the minimum duration described in [Appendix III to Part-66](#).

In the particular case of type training courses approved on the basis of the requirements valid before Regulation (EU) No 1149/2011 was applicable (1 August 2012) and having a duration for the theoretical element equal to or above the minimum duration contained in [paragraph 3.1\(c\) of Appendix III to Part-66](#), it is acceptable that the TNA only covers the differences introduced by Regulation (EU) No 1149/2011 in paragraph 3.1(e) 'Content' and the criteria introduced in paragraph 3.1(d) 'Justification of course duration' related to the minimum attendance and the maximum number of training hours per day. This TNA may result in a change in the duration of the theoretical element.

3. The content and the duration deriving from this TNA may be supported by an analysis from the Type Certificate holder.
4. In order to approve the reduction of such minimum duration, the competent authority should perform an assessment on a case-by-case basis, and the assessment should be appropriate to the aircraft type and to the training methods and tools proposed.

For example:

- (a) While it would be exceptional for a theoretical course for a large transport category aircraft, such as an A330 or a B777, to be below the minimum duration shown, it would not necessarily be exceptional in the case of a business aircraft, such as a Learjet 45 or similar. The TNA for a business aircraft course could demonstrate that a course of a shorter duration satisfies the applicable requirements.
 - (b) The use of an MSTD (i.e. flat panel trainer) comprising aircraft-type-specific software may result in the duration of the training being reduced due to a more effective transfer of knowledge.
 - (c) The use of multimedia-based training (MBT), or blending the training methods, may improve the efficiency of the training and, consequently, contribute to the reduction of the overall time needed to achieve the learning objectives.
5. When developing the TNA, the following should be considered:
 - (a) The TNA should include an analysis identifying all the areas and elements where there is a need for training as well as the associated learning objectives, considering the design philosophy of the aircraft type, the operational environment, the type of operations and the operational experience. This analysis should be written in a manner which provides a

reasonable understanding of which areas and elements constitute the course in order to meet the learning objectives.

- (b) As a minimum, the Training Need Analysis (TNA) should take into account all the applicable elements contained in [paragraph 3.1 of Part-66 Appendix III](#) and associated AMCs.
- (c) The TNA should set-up the course content considering the Appendix III objectives for each level of training and the prescribed topics in the theoretical element table contained in [paragraph 3.1 of Part-66 Appendix III](#).
- (d) For each chapter described in the theoretical element table contained in [paragraph 3.1 of Part-66 Appendix III](#), the corresponding training time should be recorded.
- (e) Typical documents to be used in order to identify the areas and elements where there is a need for training typically include, among others, the Aircraft Maintenance Manual, MRB report, CMRs, airworthiness limitations, Troubleshooting Manual, Structural Repair Manual, Illustrated Parts Catalogue, Airworthiness Directives and Service Bulletins.
- (f) During the analysis of these documents:
 - Consideration should be given to the following typical activities:
 - Activation/reactivation;
 - Removal/Installation;
 - Testing;
 - Servicing;
 - Inspection, check and repairs;
 - Troubleshooting / diagnosis.
 - For the purpose of identifying the specific elements constituting the training course, it is acceptable to use a filtering method based on criteria such as:
 - Frequency of the task;
 - Human factor issues associated to the task;
 - Difficulty of the task;
 - Criticality and safety impact of the task;
 - In-service experience;
 - Novel or unusual design features (not covered by [Part-66 Appendix I](#));
 - Similarities with other aircraft types;
 - Special tests and tools/equipment.
 - It is acceptable to follow an approach based on:
 - Tasks or groups of tasks, or
 - Systems or subsystems or components
- (g) The TNA should:
 - Identify the learning objectives for each task, group of tasks, system, subsystem or component;

- Associate the identified tasks to be trained to the regulatory requirements (table in [Paragraph 3.1 of Appendix III to Part-66](#));
 - Organise the training into modules in a logical sequence (adequate combination of chapters as defined in [Appendix III of Part-66](#));
 - Determine the sequence of learning (within a lesson and for the whole syllabus);
 - Identify the scope of information and level of detail with regard the minimum standard to which the topics of the TNA should be taught according to the set-up objectives.
 - Address the following:
 - Description of each system/component including the structure (where applicable);
 - System/component operation taking into account:
 - (a) Complexity of the system (e.g. the need of further break down into subsystems, etc.);
 - (b) Design specifics which may require more detailed presentation or may contribute to maintenance errors;
 - (c) Normal and emergency functioning;
 - (d) Troubleshooting;
 - (e) Interpretation of indications and malfunctions;
 - (f) Use of maintenance publications;
 - (g) Identification of special tools and equipment required for servicing and maintaining the aircraft;
 - (h) Maintenance Practices;
 - (i) Routine inspections, functional or operational tests, rigging/adjustment, etc.
 - Describe the following:
 - The instructional methods and training tools and their blended application in order to ensure the effectiveness of the training.
 - The maintenance training documentation/material to be delivered to the student.
 - Facilitated discussions, questioning session, additional practice-oriented training, etc.
 - The homework, if developed, i.e. to support the achievement of the learning objectives while using asynchronous distance-learning or self-learning methods.
 - The training provider's resources available to the learner.
- (h) It is acceptable to differentiate between subjects which have to be led by an instructor and subjects which may be delivered through interactive simulation training devices and/or covered by self-paced elements. The overall time of the course will be allocated accordingly.

- (i) The maximum number of training hours per day for the theoretical element of type training should not be more than 6 hours. A training hour means 60 minutes of tuition excluding any breaks, examination, revision, preparation and aircraft visit. In exceptional cases, the competent authority may allow deviation from this standard when it is properly justified that the proposed number of hours follows pedagogical and human factors principles. These principles are especially important in those cases where:
- Theoretical and practical training are performed at the same time;
 - Training and normal maintenance duty/apprenticeship are performed at the same time.
- (j) The minimum participation time in order for the trainee to meet the objectives of the course should not be less than 90 % of the tuition hours, or 95 % completion of the content in case of student-centred methods in a theoretical training course. Additional training may be provided by the training organisation in order to meet the minimum participation time. If the minimum participation defined for the course is not met, a certificate of recognition should not be issued.
- (k) The TNA is a living process and should be reviewed/updated based on operation feedback, maintenance occurrences, airworthiness directives, major service bulletins impacting maintenance activities or requiring new competencies for mechanics, alert service bulletins, feedback from trainees or customer satisfaction, evolution of the maintenance documentation such as MRBs, MPDs, MMs, etc. The frequency at which the TNA should be reviewed/updated is left to the discretion of the organisation conducting the course.

NOTE: The examination is not part of the TNA. However, it should be prepared in accordance with the learning objectives described in the TNA.

AMC1 Appendix III Aircraft type training and type evaluation standard — on-the-job training (OJT) Section 4.1

ED Decision 2023/019/R

Type training examination and assessment standard

4.1 Theoretical element examination standard

Examinations may be computer or paper based, or a combination of both. Refer to point [147.A.135](#).

AMC to Section 5 of Appendix III to Part-66 'Aircraft Type Training and Examination Standard. On-the-Job Training'

ED Decision 2015/029/R

Type Examination Standard

This Section 5 'Type Examination Standard' does not apply to the examination performed as part of type training. This Section only applies to those cases where type examination is performed as a substitute for type training.

AMC1 Appendix III Aircraft type training and type evaluation standard — on-the-job training (OJT) Section 6

ED Decision 2023/019/R

On-the-job training (OJT)

General

'Maintenance organisations appropriately approved according to this Regulation for the maintenance of that aircraft type' means [Part-145](#) or [Part-CAO](#) approved maintenance organisations (AMO) that hold an 'A' rating for such aircraft.

The OJT may be split in several parts and carried out at different AMOs, also combining line and base facilities from the same or different organisations. The organisation at which the final assessment is carried out, should control and coordinate the OJT activities and have the responsibility for the entire OJT programme.

The procedures for the OJT should be included in the Exposition Manual of the approved maintenance organisation.

'Skills and responsibilities of a typical certifying staff' include but are not limited to:

- understanding the importance of professional integrity, behaviour and having an appropriate attitude towards safety;
- understanding the conditions for ensuring the continuing airworthiness of aircraft and components;
- the ability to identify and rectify existing and potential unsafe conditions;
- the ability to prioritise tasks, coordinate with a team, and report discrepancies;
- the ability to determine the required qualifications for the performance of maintenance tasks;
- the ability to confirm the proper accomplishment of maintenance tasks;
- the ability to compile and control completed work cards;
- knowledge of safety risks linked to a particular working environment;
- understanding of human performance and limitations;
- understanding of the AMO's (where the OJT is performed) privileges and limitations;
- understanding of the AMO's personnel authorisations and limitations;
- being familiar with the AMO's documents/forms (work packages, work orders, work cards, etc.);
- being familiar with AMO's release-to-service procedures: use of the aircraft technical logbook (ATLB), deferral of items and dispatch under MEL/CDL;
- access, use and control of the required tools and equipment;
- access, use and control of the required ICAs (AMM, TSM, SRM, etc.).

OJT content and OJT logbook

If the aircraft manufacturer has defined the OJT tasks during the type certification of a particular aircraft type (e.g. the operational suitability data (OSD) has been approved for a particular aircraft type), those tasks should be selected. In particular, the analysis performed for the maintenance areas of specific emphasis (MASE), as defined in point 430 of CS-MCSD, helps the organisation identify the more appropriate tasks.

Where no such data exists, the task list in [Appendix II to the AMC to Annex III \(Part-66\)](#) serves as the basis to develop an OJT programme including the applicable tasks for a particular aircraft type, based typically on the AMM. The tasks may be selected from the table in [Appendix II](#) in order to cover a broader representative sample of both simple and complex tasks on the particular aircraft type in order to reach a balanced distribution of the tasks between line and base maintenance. The tasks should be selected among those that are applicable to the aircraft type and the licence (sub)category applied for; for example, the selection could exclude location tasks (LOC) and tasks that can be considered under the category A licence privileges (seat covers, boilers, wheels, etc.).

A minimum number of tasks, as described in point 2 'List of tasks for OJT' of [Appendix II](#), of each of the following categories should be performed: INS/inspections, FOT/functional or operational, SGH/servicing, R/I removal and installation, MEL, and T/S troubleshooting. The licensing authority may accept that a limited number of tasks is not performed as long as the relevant cross section of the tasks as regards quality, quantity and complexity is still assured.

A task may be performed on the analogous system installed on a different aircraft type when the systems are similar in terms of design architecture, technology, and functionality. This can be the case, for example, for tasks performed on engines or landing gear of aircraft of the same manufacturer. Such task should be clearly identified and recorded.

Certain maintenance tasks could be performed on non-airworthy aircraft that still maintain functionality of systems to the extent that the maintenance tasks can be completely performed without any deviation from the maintenance instructions. Tasks circumscribed to system components may be performed at the workshop. This can be the case, for example, for avionics functional tests. Such scenarios should be limited to specific tasks that may not occur often in the maintenance of operational aircraft.

The use of MSTDs and MTDs for OJT should be restricted to a minimum.

When an existing licence is changed to include an additional category with a type rating, a different OJT from the category held to the new one may be permissible. In those cases, only tasks corresponding to the differences between the two categories should be performed.

The OJT may be partly performed on aircraft whose maintenance is not subject to Regulation (EU) 2018/1139 (for example, aircraft subject to the FAA regulatory framework or training helicopters used by the military) provided that the maintenance is subject to the same procedures and manuals.

A minimum of maintenance activity on aircraft that are subject to Regulation (EU) 2018/1139 is, however, required in order to gain sufficient insight into the European civil aviation regulatory framework and into release-to-service procedures. The acceptance of the OJT is up to the licensing authority.

The organisation that has control over the OJT should provide candidates with a schedule or plan which indicates the list of tasks to be performed under supervision. A record of the completed tasks is to be entered into a logbook whose design and format should be such that each task or group of tasks is countersigned by the corresponding mentor(s).

Regarding day-to-day supervision of the OJT programme in the approved maintenance organisation and the role of the mentor(s), the following should be considered:

- It is sufficient for the completion of the individual OJT tasks to be confirmed by the direct mentor(s), without the direct evaluation of the assessor being necessary.
- During the day-to-day OJT performance, the aim of the supervision is for mentors to oversee the whole process, including task completion, use of manuals, adherence to procedures, observance of safety measures, warnings, cautions and recommendations, and demonstration of appropriate behaviour in the maintenance environment.
- The mentor(s) should personally observe the work being performed to ensure its safe completion, and should be readily available for consultation if needed during the OJT.
- The mentor(s) should sign the tasks and release the maintenance tasks as the candidate is still not qualified to do so.
- The mentor(s) should be designated by the approved maintenance organisation to supervise.

For training in release-to-service procedures, following the completion of the performance of a specific task chosen by the mentor, the candidate should prepare a document with simulated release to service which has to be marked as 'for training purposes only' (e.g. ATL page, maintenance task card, CRS). If both the task and the simulated release to service have been performed to the satisfaction of the mentor, the task may be countersigned in the OJT task list by the mentor. A physical or electronic copy of the document with simulated release should be added to the syllabus.

Tasks which are usually performed with more than one person may be performed by more than one candidate under the supervision of one mentor. During the performance of the tasks, the mentor is limited to overseeing three candidates at the same time, given that the candidates can be properly seen 'at a glance' from the mentor's position. Those tasks should be marked as 'group tasks' when applying for the approval. All other tasks should be a one-to-one mentorship. In such cases, all the candidates involved should be noted on the work order.

At the end of the performance of the OJT, a compliance report shall be made which verifies and documents the correct and complete performance and the recommendation of the mentor(s) for the following assessment. The mentor(s) may deny a recommendation if the candidate has not demonstrated the knowledge, skills, behaviour and/or ethics required from certifying staff.

Final assessment of the applicant

The OJT assessment should consist of a theoretical part and a practical part.

The theoretical part comprises the regulatory framework, safety procedures, knowledge of aircraft and its systems, maintenance procedures, and other typical certifying staff activities such as:

- the review and acceptance of work orders;
- shift-handover procedures and team coordination;
- communication and interaction with the flight crew;
- dispatch with unserviceable items;
- clear aircraft logbook entries and reporting notes;
- checks before release to service.

The practical part should include maintenance tasks on the aircraft (e.g. rem./inst., TS, R/I, FOT, MEL dispatch). The assessor may decide to simulate some aspects of the maintenance tasks.

The aircraft type on which the OJT is performed needs to be available for the assessment together with access to the required maintenance data, equipment, and tools. A training aircraft may be acceptable. It is good practice to assess the practical skills on the aircraft in question while the assessment of knowledge may be performed either on the aircraft or in theory.

Further guidance about the designated assessors is provided in the AMC to Appendix III to Part-66.

If an independent observer is required for the OJT, they shall be selected by the maintenance organisation among the maintenance personnel that have not taken part in the OJT performance but do have an adequate understanding of the OJT procedures.

Appendix IV Experience and basic knowledge modules or partial modules required for extending an aircraft maintenance licence under Annex III (Part-66)

Regulation (EU) 2023/989

A. Experience requirements

Table A below shows the experience requirements, in months, for adding a new category or subcategory to a licence granted in accordance with Annex III (Part-66).

The experience requirements can be reduced by 50 % if the applicant has completed an approved [Part-147](#) basic training course relevant to a particular subcategory.

Table A

To: From:	A1	A2	A3	A4	B1.1	B1.2	B1.3	B1.4	B2	B2L	B3	L1	L2	L3	L4	L5
A1	—	6	6	6	24	6	24	12	24	12	6	12	12	12	12	24
A2	6	—	6	6	24	6	24	12	24	12	6	12	12	12	12	24
A3	6	6	—	6	24	12	24	6	24	12	12	12	12	12	12	24
A4	6	6	6	—	24	12	24	6	24	12	12	12	12	12	12	24
B1.1	—	6	6	6	—	6	6	6	12	12	6	6	6	12	12	12
B1.2	6	—	6	6	24	—	24	6	24	12	—	—	—	12	12	12
B1.3	6	6	—	6	6	6	—	6	12	12	6	6	6	12	12	12
B1.4	6	6	6	—	24	6	24	—	24	12	6	6	6	12	12	12
B2	6	6	6	6	12	12	12	12	—	—	12	6	6	12	12	24
B2L	6	6	6	6	12	12	12	12	12	—	12	6	6	12	12	24

To: From:	A1	A2	A3	A4	B1.1	B1.2	B1.3	B1.4	B2	B2L	B3	L1	L2	L3	L4	L5
B3	6	—	6	6	24	6	24	12	24	12	—	—	—	12	12	12
L1	24	24	24	24	36	24	36	24	36	24	24	—	6 (*)	12 (*)	12 (*)	24 (*)
L2	24	12	24	24	36	12	36	24	36	24	12	—	—	12 (*)	12 (*)	24 (*)
L3	30	30	30	30	48	30	48	30	48	30	30	12 (*)	12 (*)	—	6 (*)	24 (*)
L4	30	30	30	30	48	30	48	30	48	30	30	12 (*)	12 (*)	—	—	24 (*)
L5	24	24	24	24	36	24	36	24	36	24	24	12 (*)	12 (*)	12 (*)	—	—

B. Basic knowledge modules or partial modules required

The purpose of this table is to outline the examinations required to add a new basic category/subcategory to an AML granted in accordance with this Annex.

The syllabi prepared in accordance with Appendix I and Appendix VII require different levels of knowledge for different licence categories within a module; therefore, there are additional examinations applicable to certain modules for licence holders wishing to extend an AML granted in accordance with this Annex to include another category/subcategory and an analysis of the module shall be conducted to determine the subjects missing or passed at a lower level.

* Experience may be reduced by 50 % but allowing a licence with limitations, i.e. a licence endorsed with the exclusion of 'complex maintenance tasks provided for in Appendix VII to Annex I (Part-M), standard changes provided for in point 21.A.90B of Annex I (Part 21) to Regulation (EU) No 748/2012, and standard repairs provided for in point 21.A.431B of Annex I (Part 21) to Regulation (EU) No 748/2012'.

Table B

To From	A1	A2	A3	A4	B1.1	B1.2	B1.3	B1.4	B2	B2L	B3	L1C	L1	L2C	L2	L3H	L3G	L4H	L4G	L5
A1	None	16.	12.	12, 16.	All except 9.	All except 9.	All except 9.	All except 9.	All except 9.	All except 9.	All except 2, 8, 9.	All except 2L.	All except 2L.	All except 2L.	All except 2L.	All except 2L.	All except 2L.	All except 2L.	All except 2L.	All except 9.
A2	11, 15.	None	12, 15.	12.	All except 9.	All except 9.	All except 9.	All except 9.	All except 9.	All except 9.	All except 2, 8, 9.	All except 2L.	All except 2L.	All except 2L.	All except 2L.	All except 2L.	All except 2L.	All except 2L.	All except 2L.	All except 9.
A3	11, 17.	11, 16, 17.	None	16.	All except 9.	All except 9.	All except 9.	All except 9.	All except 9.	All except 9.	All except 2, 8, 9.	All except 2L.	All except 2L.	All except 2L.	All except 2L.	All except 2L.	All except 2L.	All except 2L.	All except 2L.	All except 9.
A4	11, 15, 17.	11, 17.	15.	None	All except 9.	All except 9.	All except 9.	All except 9.	All except 9.	All except 9.	All except 2, 8, 9.	All except 2L.	All except 2L.	All except 2L.	All except 2L.	All except 2L.	All except 2L.	All except 2L.	All except 2L.	All except 9.
B1.1	None	16.	12.	12, 16.	None	16.	12.	12, 16.	4, 5, 13,14	4, 5, 13SQ, 14SQ	16.	12L.	12L.	8L**, 12L.	8L**, 12L.	9L.	10L.	9L, 11L.	10L, 11L.	8L**, 10L,11, 12L.
B1.2	11,15.	None	12, 15.	12.	11, 15.	None	12, 15.	12.	4, 5, 13, 14	4, 5, 13SQ, 14SQ	None	12L.	12L.	8L*, 12L.	8L*, 12L.	9L.	10L.	9L, 11L.	10L, 11L.	8L*, 10L,11, 12L.
B1.3	11, 17.	11, 16, 17.	None	16.	11, 17.	11, 16, 17.	None	16.	4, 5, 13, 14	4, 5, 13SQ, 14SQ	11, 16, 17.	7L,12L	7L,12L	7L, 8L**, 12L.	7L, 8L**, 12L.	9L.	10L.	9L, 11L.	10L, 11L.	8L**, 10L,11, 12L.
B1.4	11, 15, 17.	11, 17.	15.	None	11, 15, 17.	11, 17.	15.	None	4, 5, 13, 14	4, 5, 13SQ, 14SQ	11, 17.	7L,12L	7L,12L	7L,8L*, 12L.	7L,8L*, 12L.	9L.	10L.	9L,11L	10L, 11L.	8L*, 10L, 11, 12L.

To From	A1	A2	A3	A4	B1.1	B1.2	B1.3	B1.4	B2	B2L	B3	L1C	L1	L2C	L2	L3H	L3G	L4H	L4G	L5
B2	6, 7, 11, 15, 17.	6, 7, 11, 16, 17.	6, 7, 12, 15.	6, 7, 12, 16.	6, 7, 11, 15, 17.	6, 7, 11, 16, 17.	6, 7, 12, 15.	6, 7, 12, 16.	None	None	6, 7, 11, 16, 17.	5L, 7L.	4L, 5L, 6L, 7L.	5L, 7L, 8L.	4L, 5L, 6L, 7L, 8L.	9L.	10L.	9L, 11L.	10L, 11L.	6, 7, 11 or 12, 15 or 16, 17, 8L, 10L
B2L	6, 7, 11, 15, 17.	6, 7, 11, 16, 17.	6, 7, 12, 15.	6, 7, 12, 16.	6, 7, 11, 15, 17.	6, 7, 11, 16, 17.	6, 7, 12, 15.	6, 7, 12, 16.	13SQ, 14SQ.	None	6, 7, 11, 16, 17.	5L, 7L, 12LSQ.	4L, 5L, 6L, 7L, 12LSQ.	5L, 7L, 8L, 12LSQ.	4L, 5L, 6L, 7L, 8L, 12LSQ.	9L.	10L.	9L, 11L.	10L, 11L.	6, 7, 11 or 12, 15 or 16, 17, 8L, 10L
B3	11, 15.	11	12, 15.	12.	2,3,5, 8, 11, 15.	2,3,5,8 , 11.	2,3,5,8 , 12, 15.	2,3,5,8 , 12.	2,3,4, 5, 8, 13, 14.	2,3,4, 5, 8, 13SQ.	None	12L.	12L.	8L*, 12L.	8L*, 12L.	9L.	10L.	9L, 11L.	10L, 11L.	2,3,5,8 , 11 or 12, 8L*, 10L, 11L, 12L.

To From	A1	A2	A3	A4	B1.1	B1.2	B1.3	B1.4	B2	B2L	B3	L1C	L1	L2C	L2	L3H	L3G	L4H	L4G
L1C	All	All	All	All	All	All	All	All	All	All	All	None	4L, 6L.	8L.	4L, 6L, 8L.	9L.	10L.	8L,9L, 11L.	8L, 10L, 11L.
L1	All	All	All	All	All	All	All	All	All	All	All	None	None	8L.	8L.	9L.	10L.	8L,9L, 11L.	8L,10L, 11L.
L2C	All	All	All	All	All	All	All	All	All	All	All	None	4L,6L.	None	4L, 6L.	9L.	10L.	9L,11L.	10L, 11L.
L2	All	All	All	All	All	All	All	All	All	All	All	None	None	None	None	9L.	10L.	9L,11L.	10L, 11L.
L3H	All	All	All	All	All	All	All	All	All	All	All	5L,7L.	4L,5L, 6L,7L.	5L,7L, 8L.	4L,5L, 6L,7L, 8L.	None	10L.	8L,11L.	8L,10L, 11L.
L3G	All	All	All	All	All	All	All	All	All	All	All	5L,7L.	4L,5L, 6L,7L.	5L,7L, 8L.	4L,5L, 6L,7L, 8L.	9L.	None	8L,9L, 11L.	8L,11L.
L4H	All	All	All	All	All	All	All	All	All	All	All	5L,7L.	4L,5L, 6L,7L.	5L,7L.	4L,5L, 6L,7L.	None	10L.	None	10L.
L4G	All	All	All	All	All	All	All	All	All	All	All	5L,7L.	4L,5L, 6L,7L.	5L,7L.	4L,5L, 6L,7L.	9L.	None	9L.	None

SQ = it depends on system qualification

*: excluding the subjects related to piston engines

** : excluding the subjects related to turbine engines;

Appendix V — Application Form — EASA Form 19

Regulation (EU) 2021/700

1. This Appendix contains an example of the form used for applying for the aircraft maintenance licence referred to in [Annex III \(Part-66\)](#).
2. The competent authority of the Member State may modify the EASA Form 19 only to include additional information necessary to support the case where the national requirements permit or require the aircraft maintenance licence issued in accordance with Annex III (Part-66) to be used outside the requirements of this Regulation.

APPLICATION FOR INITIAL/AMENDMENT/RENEWAL OF PART-66 AIRCRAFT MAINTENANCE LICENCE (AML)	EASA FORM 19																																																																																																																																																								
APPLICANT'S DETAILS: Name: Address: Tel: E-mail: Nationality: Date and Place of Birth:																																																																																																																																																									
PART-66 AML DETAILS (if applicable): Licence No: Date of Issue:																																																																																																																																																									
EMPLOYER'S DETAILS: Name: Address: Maintenance Organisation Approval Reference: Tel: Fax:																																																																																																																																																									
APPLICATION FOR: (Tick relevant boxes) Initial AML <input type="checkbox"/> Amendment of AML <input type="checkbox"/> Renewal of AML <input type="checkbox"/> <table border="0"> <thead> <tr> <th style="text-align: left;">(Sub)categories</th> <th style="text-align: center;">A</th> <th style="text-align: center;">B1</th> <th style="text-align: center;">B2</th> <th style="text-align: center;">B2L</th> <th style="text-align: center;">B3</th> <th style="text-align: center;">C</th> <th style="text-align: center;">L (see below)</th> </tr> </thead> <tbody> <tr> <td>Aeroplane Turbine</td> <td style="text-align: center;"><input type="checkbox"/></td> <td style="text-align: center;"><input type="checkbox"/></td> <td></td> <td></td> <td></td> <td></td> <td></td> </tr> <tr> <td>Aeroplane Piston</td> <td style="text-align: center;"><input type="checkbox"/></td> <td style="text-align: center;"><input type="checkbox"/></td> <td></td> <td></td> <td></td> <td></td> <td></td> </tr> <tr> <td>Helicopter Turbine</td> <td style="text-align: center;"><input type="checkbox"/></td> <td style="text-align: center;"><input type="checkbox"/></td> <td></td> <td></td> <td></td> <td></td> <td></td> </tr> <tr> <td>Helicopter Piston</td> <td style="text-align: center;"><input type="checkbox"/></td> <td style="text-align: center;"><input type="checkbox"/></td> <td></td> <td></td> <td></td> <td></td> <td></td> </tr> <tr> <td>Avionics</td> <td></td> <td></td> <td style="text-align: center;"><input type="checkbox"/></td> <td style="text-align: center;"><input type="checkbox"/></td> <td colspan="3">See system ratings below</td> </tr> <tr> <td>Piston engine non-pressurised aeroplanes of MTOM of 2t and below</td> <td></td> <td></td> <td></td> <td></td> <td style="text-align: center;"><input type="checkbox"/></td> <td></td> <td></td> </tr> <tr> <td>Complex motor-powered aircraft</td> <td></td> <td></td> <td></td> <td></td> <td></td> <td style="text-align: center;"><input type="checkbox"/></td> <td></td> </tr> <tr> <td>Aircraft other than complex motor-powered aircraft</td> <td></td> <td></td> <td></td> <td></td> <td></td> <td style="text-align: center;"><input type="checkbox"/></td> <td></td> </tr> <tr> <td colspan="8">System ratings for B2L licence:</td> </tr> <tr> <td>1. autoflight</td> <td></td> <td></td> <td></td> <td style="text-align: center;"><input type="checkbox"/></td> <td></td> <td></td> <td></td> </tr> <tr> <td>2. instruments</td> <td></td> <td></td> <td></td> <td style="text-align: center;"><input type="checkbox"/></td> <td></td> <td></td> <td></td> </tr> <tr> <td>3. com/nav</td> <td></td> <td></td> <td></td> <td style="text-align: center;"><input type="checkbox"/></td> <td></td> <td></td> <td></td> </tr> <tr> <td>4. surveillance</td> <td></td> <td></td> <td></td> <td style="text-align: center;"><input type="checkbox"/></td> <td></td> <td></td> <td></td> </tr> <tr> <td>5. airframe systems</td> <td></td> <td></td> <td></td> <td style="text-align: center;"><input type="checkbox"/></td> <td></td> <td></td> <td></td> </tr> <tr> <td colspan="8">L-licence subcategories:</td> </tr> <tr> <td>L1C: Composite sailplanes</td> <td></td> <td></td> <td></td> <td></td> <td></td> <td></td> <td style="text-align: center;"><input type="checkbox"/></td> </tr> <tr> <td>L1: Sailplanes</td> <td></td> <td></td> <td></td> <td></td> <td></td> <td></td> <td style="text-align: center;"><input type="checkbox"/></td> </tr> <tr> <td>L2C: Composite powered sailplanes and composite ELA1 aeroplanes</td> <td></td> <td></td> <td></td> <td></td> <td></td> <td></td> <td style="text-align: center;"><input type="checkbox"/></td> </tr> </tbody> </table>		(Sub)categories	A	B1	B2	B2L	B3	C	L (see below)	Aeroplane Turbine	<input type="checkbox"/>	<input type="checkbox"/>						Aeroplane Piston	<input type="checkbox"/>	<input type="checkbox"/>						Helicopter Turbine	<input type="checkbox"/>	<input type="checkbox"/>						Helicopter Piston	<input type="checkbox"/>	<input type="checkbox"/>						Avionics			<input type="checkbox"/>	<input type="checkbox"/>	See system ratings below			Piston engine non-pressurised aeroplanes of MTOM of 2t and below					<input type="checkbox"/>			Complex motor-powered aircraft						<input type="checkbox"/>		Aircraft other than complex motor-powered aircraft						<input type="checkbox"/>		System ratings for B2L licence:								1. autoflight				<input type="checkbox"/>				2. instruments				<input type="checkbox"/>				3. com/nav				<input type="checkbox"/>				4. surveillance				<input type="checkbox"/>				5. airframe systems				<input type="checkbox"/>				L-licence subcategories:								L1C: Composite sailplanes							<input type="checkbox"/>	L1: Sailplanes							<input type="checkbox"/>	L2C: Composite powered sailplanes and composite ELA1 aeroplanes							<input type="checkbox"/>
(Sub)categories	A	B1	B2	B2L	B3	C	L (see below)																																																																																																																																																		
Aeroplane Turbine	<input type="checkbox"/>	<input type="checkbox"/>																																																																																																																																																							
Aeroplane Piston	<input type="checkbox"/>	<input type="checkbox"/>																																																																																																																																																							
Helicopter Turbine	<input type="checkbox"/>	<input type="checkbox"/>																																																																																																																																																							
Helicopter Piston	<input type="checkbox"/>	<input type="checkbox"/>																																																																																																																																																							
Avionics			<input type="checkbox"/>	<input type="checkbox"/>	See system ratings below																																																																																																																																																				
Piston engine non-pressurised aeroplanes of MTOM of 2t and below					<input type="checkbox"/>																																																																																																																																																				
Complex motor-powered aircraft						<input type="checkbox"/>																																																																																																																																																			
Aircraft other than complex motor-powered aircraft						<input type="checkbox"/>																																																																																																																																																			
System ratings for B2L licence:																																																																																																																																																									
1. autoflight				<input type="checkbox"/>																																																																																																																																																					
2. instruments				<input type="checkbox"/>																																																																																																																																																					
3. com/nav				<input type="checkbox"/>																																																																																																																																																					
4. surveillance				<input type="checkbox"/>																																																																																																																																																					
5. airframe systems				<input type="checkbox"/>																																																																																																																																																					
L-licence subcategories:																																																																																																																																																									
L1C: Composite sailplanes							<input type="checkbox"/>																																																																																																																																																		
L1: Sailplanes							<input type="checkbox"/>																																																																																																																																																		
L2C: Composite powered sailplanes and composite ELA1 aeroplanes							<input type="checkbox"/>																																																																																																																																																		

L2: Powered sailplanes and ELA1 aeroplanes	<input type="checkbox"/>
L3H: Hot-air balloons	<input type="checkbox"/>
L3G: Gas balloons	<input type="checkbox"/>
L4H: Gas balloons	<input type="checkbox"/>
L4H: Hot-air airships	<input type="checkbox"/>
L4G: ELA2 gas airships	<input type="checkbox"/>
L5: Gas airship other than ELA2	<input type="checkbox"/>
Type endorsements/Rating endorsement/Limitation removal (if applicable):	

I wish to apply for initial/amendment of/renewal of Part-66 AML, as indicated, and confirm that the information contained in this form was correct at the time of application.

I herewith confirm that:

1. I am not holding any Part-66 AML issued in another Member State;
2. I have not applied for any Part-66 AML in another Member State; and
3. I never had a Part-66 AML issued in another Member State which was revoked or suspended in any other Member State.

I also understand that any incorrect information could disqualify me from holding a Part-66 AML.

Signed: Name:

Date:

I wish to claim the following credits (if applicable):
.....
.....
.....

Experience credits for Part-147 training
.....
.....
.....

Examination credits for equivalent exam certificates
.....
.....
.....

Please enclose all relevant certificates

Recommendation (if applicable): It is hereby certified that the applicant has met the relevant Part-66 maintenance knowledge and experience requirements and it is recommended that the competent authority grants or endorses the Part-66 AML.

Signed: Name:

Position: Date:

Appendix VI — Aircraft Maintenance Licence referred to in Annex III (Part-66) — EASA Form 26

Regulation (EU) 2023/989

1. An example of the aircraft maintenance licence referred to in [Annex III \(Part-66\)](#) can be found on the following pages.
2. The document shall be printed in the standardised form shown but may be reduced in size to allow it being generated by computer. When the size is reduced, care shall be taken to ensure that sufficient space is available in those places where official seals or stamps are required. Computer-generated documents need not have all the boxes incorporated when any such box remains blank, so long as the document can clearly be recognised as an aircraft maintenance licence issued in accordance with Annex III (Part-66).
3. The document may be filled in either in English or the official language of the Member State of the competent authority. In the latter case, a second copy in English shall be attached to the document for any licence holder who needs to use the licence outside that Member State to ensure understanding for the purpose of mutual recognition.
4. Each licence holder shall have a unique licence holder number, established on the basis of a national identifier and an alpha-numeric designator.
5. The document may have the pages in a different order to the one of this example and needs not have some or any divider lines as long as the information contained is positioned in such a manner that each page lay-out can clearly be identified with the format of the example of the aircraft maintenance licence contained herein.
6. The document shall be prepared by the competent authority. However, it may also be prepared by any maintenance organisation approved in accordance with [Annex II \(Part-145\)](#), where the competent authority agrees to this and the preparation takes place in accordance with a procedure laid down in the maintenance organisation exposition referred to in point [145.A.70](#) of Annex II (Part-145). In all cases, the competent authority shall issue the document.
7. The preparation of any change to an existing aircraft maintenance licence shall be carried out by the competent authority. However, it may also be prepared by any maintenance organisation approved in accordance with [Annex II \(Part-145\)](#), where the competent authority agrees to this and the preparation takes place in accordance with a procedure laid down in the maintenance organisation exposition referred to in point [145.A.70](#) of Annex II (Part-145). In all cases, the competent authority shall change the document.
8. The holder of the aircraft maintenance licence shall keep it in good condition and shall ensure that no unauthorised entries are made. Failure to comply with this rule may invalidate the license or lead to the holder not being permitted to hold any certification privilege. It may also result in prosecution under national law.
9. The aircraft maintenance licence issued in accordance with Annex III (Part-66) shall be recognised in all Member States and it is not required to exchange the document when working in another Member State.
10. The Annex to [EASA Form 26](#) is optional and may only be used to include national privileges, where such privileges are covered by national law outside the scope of Annex III (Part-66).
11. With regard to the aircraft type rating page of the aircraft maintenance licence, the competent authority may decide not to issue this page until the first aircraft type rating needs to be endorsed and may need to issue more than one aircraft type rating page depending on the number of type ratings to be listed.

12. Notwithstanding point 11, each page issued shall be in the format of this example and contain the specified information for that page.
13. The aircraft maintenance licence shall clearly indicate that the limitations are exclusions from the certification privileges. If there are no limitations applicable, the LIMITATIONS page shall state 'No limitations'.
14. Where a pre-printer format is used for issuing the aircraft maintenance licence, any category, subcategory or type rating box which does not contain a rating entry shall be marked to show that the rating is not held.

I.
EUROPEAN UNION (*)
[STATE]
[AUTHORITY NAME & LOGO]

II.
Part-66
AIRCRAFT MAINTENANCE
LICENCE

III.
Licence No. [MEMBER STATE
CODE].66.[XXXX]

EASA FORM 26 Issue 6

IVa. Full name of holder:

IVb. Date and place of birth:

V. Address of holder:

VI. Nationality of holder:

VII. Signature of holder:

III. Licence No:

VIII. CONDITIONS:

This licence shall be signed by the holder and be accompanied by an identity document containing a photograph of the licence holder.

Endorsement of any categories on the page(s) entitled 'Part-66 CATEGORIES' only, does not permit the holder to issue a certificate of release to service for an aircraft.

This licence, when endorsed with an aircraft rating, meets the intent of ICAO Annex 1.

The privileges of this licence holder are prescribed by Regulation (EU) No 1321/2014 and, in particular, Annex III (Part-66) thereto.

This licence remains valid until the date specified on the limitation page unless previously suspended or revoked.

The privileges of this licence may not be exercised unless in the preceding two-year period, the holder had either six months of maintenance experience in accordance with the privileges granted by the licence, or met the provisions for the issue of the appropriate privileges.

III. Licence No:

IX. Part-66 CATEGORIES							
VALIDITY	A	B1	B2	B2L	B3	L	C
Aeroplanes Turbine			n/a		n/a	n/a	n/a
Aeroplanes Piston			n/a		n/a	n/a	n/a
Helicopters Turbine			n/a		n/a	n/a	n/a
Helicopters Piston			n/a		n/a	n/a	n/a
Avionics	n/a	n/a			n/a	n/a	n/a
Complex motor-powered aircraft	n/a	n/a	n/a		n/a	n/a	
Aircraft other than complex motor-powered aircraft	n/a	n/a	n/a		n/a	n/a	
Sailplanes, powered sailplanes, ELA1 aeroplanes, balloons and airships	n/a	n/a	n/a		n/a		n/a
Piston engine non pressurised aeroplanes of 2 000 kg MTOM and below	n/a	n/a	n/a			n/a	n/a

X. Signature of issuing officer & date:

XI. Seal or stamp of issuing authority:

III. Licence No:

XII. PART-66 RATINGS		
Aircraft Rating/ System ratings	Category/Subcategory	Stamp & Date
III. Licence No:		

XIII. PART-66 LIMITATIONS
Licence valid until:
III. Licence No:

Annex to EASA FORM 26
XIV. NATIONAL PRIVILEGES outside the scope of Part-66, in accordance with [National Legislation] (Valid only in [Member State])
Official Stamp & Date
III. Licence No:

<p>INTENTIONALLY LEFT BLANK</p>

EASA Form 26 Issue 5

Appendix VII — Basic knowledge requirements for category L aircraft maintenance licence

Regulation (EU) 2023/989

The definitions of the different levels of knowledge required in this Appendix are the same as those set out in [point 1](#) of Appendix I.

1. Modularisation

The modules required for each aircraft licence subcategory/category shall be in accordance with the following matrix. Where applicable, the subject modules are indicated by an 'X', while 'n/a' means that the subject module is not applicable nor required.

The basic knowledge requirement for L5 shall be the same as for any B1 subcategory (as indicated in Appendix I) plus other modules as shown in the matrix.

Subject modules	Licence subcategories								
	Composite sailplanes	Sailplanes	Composite powered sailplanes and composite ELA1 aeroplanes	Powered sailplanes and ELA1 aeroplanes	Hot-air balloons	Gas balloons	Hot-air airships	ELA2 gas airships	Gas airships above ELA2
	L1C	L1	L2C	L2	L3H	L3G	L4H	L4G	L5
1L 'Basic knowledge'	X	X	X	X	X	X	X	X	n/a
2L 'Human factors'	X	X	X	X	X	X	X	X	n/a
3L 'Aviation legislation'	X	X	X	X	X	X	X	X	n/a
4L 'Wooden and/or metal-tube structure covered with fabric'	n/a	X	n/a	X	n/a	n/a	n/a	n/a	n/a
5L 'Composite structure'	X	X	X	X	n/a	n/a	n/a	n/a	n/a
6L 'Metallic structure'	n/a	X	n/a	X	n/a	n/a	n/a	n/a	n/a
7L 'Airframe – general, mechanical and electrical systems'	X	X	X	X	n/a	n/a	n/a	n/a	n/a
8L 'Power plant'	n/a	n/a	X	X	n/a	n/a	X	X	X ⁽¹⁾
9L 'Balloons – hot-air balloons'	n/a	n/a	n/a	n/a	X	n/a	X	n/a	n/a
10L 'Balloons – gas (free/tethered) balloons'	n/a	n/a	n/a	n/a	n/a	X	n/a	X	X

¹ Only applicable propulsion subjects of Module 8L are required; these depend on the B1 subcategory the applicant comes from.

	Licence subcategories								
	Composite sailplanes	Sailplanes	Composite powered sailplanes and composite ELA1 aeroplanes	Powered sailplanes and ELA1 aeroplanes	Hot-air balloons	Gas balloons	Hot-air airships	ELA2 gas airships	Gas airships above ELA2
Subject modules	L1C	L1	L2C	L2	L3H	L3G	L4H	L4G	L5
11L 'Airships – hot-air/gas AIRSHIPS'	n/a	n/a	n/a	n/a	n/a	n/a	X	X	X
12L 'Radio Com/ELT/Transponder/ Instruments'	X	X	X	X	n/a	n/a	X	X	X

MODULE 1L – BASIC KNOWLEDGE

MODULE 1L – BASIC KNOWLEDGE		Level
1L.1	Mathematics — Arithmetic — Algebra — Geometry	1
1L.2	Physics — Matter — Mechanics — Temperature	1
1L.3	Electrics — AC and DC circuits	1
1L.4	Aerodynamics/aerostatics	1
1L.5	Workplace safety and environmental protection	2

MODULE 2L – HUMAN FACTORS

MODULE 2L – HUMAN FACTORS		Level
2L.1	General	1
2L.2	Human performance and limitations	1
2L.3	Social psychology	1
2L.4	Factors that affect performance	1
2L.5	Physical environment	1
2L.6	The 'Dirty Dozen' and risk mitigation	2

MODULE 3L – AVIATION LEGISLATION

MODULE 3L – AVIATION LEGISLATION		Level
3L.1	Regulatory framework	1
3L.2	Continuing airworthiness regulations	1
3L.3	Repairs and modifications (Part-ML)	2
3L.4	Maintenance data (Part-ML)	2
3L.5	Licence privileges and how to exercise them properly (Part-66, Part-ML)	2

MODULE 4L – WOODEN AND/OR METAL-TUBE STRUCTURE COVERED WITH FABRIC

MODULE 4L – WOODEN AND/OR METAL-TUBE STRUCTURE COVERED WITH FABRIC		Level
4L.1	Airframe wooden/combination of metal tube and fabric	2
4L.2	Materials	2
4L.3	Identifying damages and defects	3
4L.4	Standard repair and maintenance procedures	3

MODULE 5L – COMPOSITE STRUCTURE

MODULE 5L – COMPOSITE STRUCTURE		Level
5L.1	Airframe fibre-reinforced plastic (FRP)	2
5L.2	Materials	2
5L.3	Identifying damages and defects	3
5L.4	Standard repair and maintenance procedures	3

MODULE 6L – METALLIC STRUCTURE

MODULE 6L – METALLIC STRUCTURE		Level
6L.1	Metallic airframe	2
6L.2	Materials	2
6L.3	Identifying damages and defects	3
6L.4	Standard repair and maintenance procedures	3

MODULE 7L – AIRFRAME – GENERAL, MECHANICAL AND ELECTRICAL SYSTEMS

MODULE 7L – AIRFRAME – GENERAL, MECHANICAL AND ELECTRICAL SYSTEMS		Level
7L.1	Theory of flight – gliders and aeroplanes	1
7L.2	Airframe structure – gliders and aeroplanes	1
7L.3	Air conditioning (ATA 21)	1
7L.4	Electrical power, cables and connectors (ATA 24)	2
7L.5	Equipment and furnishing (ATA 25)	2
7L.6	Fire protection and other safety systems (ATA 26)	2

MODULE 7L – AIRFRAME – GENERAL, MECHANICAL AND ELECTRICAL SYSTEMS		Level
7L.7	Flight controls (ATA 27)	3
7L.8	Fuel system (ATA 28)	2
7L.9	Hydraulic power (ATA 29)	2
7L.10	Ice and rain protection (ATA 30)	1
7L.11	Landing gear (ATA 32)	2
7L.12	Lights (ATA 33)	2
7L.13	Oxygen (ATA 35)	2
7L.14	Pneumatic/vacuum (ATA 36)	2
7L.15	Water ballast (ATA 41)	2
7L.16	Fasteners	2
7L.17	Pipes, hoses and connectors	2
7L.18	Springs	2
7L.19	Bearings	2
7L.20	Transmissions	2
7L.21	Control cables	2
7L.22	Fits and clearances	2
7L.23	Aircraft weight and balance	2
7L.24	Workshop practices and tools	2
7L.25	Disassembly, inspection, repair and assembly techniques	2
7L.26	Abnormal events	2
7L.27	Maintenance procedures	2

MODULE 8L – POWER PLANT

MODULE 8L – POWER PLANT		Piston	Turbine	Electrical	Level
8L.1	General engine fundamentals	X	X	X	2
8L.2	Piston engine fundamentals and performance	X			2
8L.3	Piston engine construction	X			2
8L.4	Piston engine fuel system (non-electronic)	X			2
8L.5	Starting and ignition system	X			2
8L.6	Air intake, exhaust and cooling system	X			2
8L.7	Supercharging/turbocharging	X			2
8L.8	Lubrication systems of piston engines	X			2

MODULE 8L – POWER PLANT		Piston	Turbine	Electrical	Level
8L.9	Engine indication systems	X	X	X	2
8L.10	Electric aircraft engines			X	2
8L.11	Turbine engine fundamentals and performance		X		2
8L.12	Inlet and compressor		X		2
8L.13	Combustion chamber, starting and ignition system		X		2
8L.14	Turbine section and exhaust		X		2
8L.15	Other turbine engine components and systems		X		2
8L.16	Turbine engine inspections and ground operation		X		2
8L.17	Propeller	X	X	X	2
8L.18	Full authority digital engine control (FADEC)	X	X	X	2
8L.19	Lubricants and fuels	X	X	X	2
8L.20	Engine and propeller installation	X	X	X	2
8L.21	Engine monitoring and ground operation	X	X	X	2
8L.22	Engine/propeller storage and preservation	X	X	X	2

MODULE 9L – BALLOONS – HOT-AIR BALLOONS

MODULE 9L – BALLOONS – HOT-AIR BALLOONS		Level
9L.1	Theory of flight – hot-air balloons	1
9L.2	General airframe of hot-air balloons	2
9L.3	Envelope	3
9L.4	Heater system/burner	3
9L.5	Basket and basket suspension (including alternative devices)	3
9L.6	Instruments	2
9L.7	Equipment	2
9L.8	Hot-air balloon handling and storage	2
9L.9	Disassembly, inspection, repair and assembly techniques	3

MODULES 10L – BALLOONS – GAS (FREE/TETHERED) BALLOONS

MODULES 10L – BALLOONS – GAS (FREE/TETHERED) BALLOONS		Level
10L.1	Theory of flight – gas balloons	1
10L.2	General airframe of gas balloons	2
10L.3	Envelope	3
10L.4	Netting	3

10L.5 Valves, parachutes and other related systems	3
10L.6 Load ring	3
10L.7 Basket (including alternative devices)	3
10L.8 Ropes and lines	3
10L.9 Instruments	2
10L.10 Tethered gas balloon (TGB) systems	3
10L.11 Equipment	2
10L.12 Gas balloon handling and storage	2
10L.13 Disassembly, inspection, repair and assembly techniques	3

MODULES 11L – AIRSHIPS – HOT-AIR/GAS AIRSHIPS

MODULES 11L – AIRSHIPS – HOT-AIR/GAS AIRSHIPS	Level
11L.1 Theory of flight and control of airships	2
11L.2 Airship airframe structure – general concepts	2
11L.3 Airship envelope	2
11L.4 Gondola	3
11L.5 Airship flight control (ATA 27/55)	3
11L.6 Electrical power (ATA 24)	3
11L.7 Lights (ATA 33)	2
11L.8 Ice and rain protection	3
11L.9 Fuel systems (ATA 28)	2
11L.10 Engine and propellers in airships	2
11L.11 Airship handling and storage	2
11L.12 Disassembly, inspection, repair and assembly techniques	2

MODULE 12L – RADIO COM/ELT/TRANSPONDER/INSTRUMENTS

MODULE 12L – RADIO COM/ELT/TRANSPONDER/INSTRUMENTS	Level
12L.1 Radio Com/ELT	2
12L.2 Transponder and FLARM	2
12L.3 Instruments	2
12L.4 Avionics general test equipment	1

AMC1 Appendix VII Basic knowledge requirements for category L aircraft maintenance licence

ED Decision 2023/019/R

MODULE 1L — BASIC KNOWLEDGE

MODULE 1L — BASIC KNOWLEDGE	Level
<p>1L.1 Mathematics</p> <p>Arithmetic:</p> <ul style="list-style-type: none"> — Arithmetical terms and signs; — Methods of multiplication and division; — Fractions and decimals; — Factors and multiples; — Weights, measures, and conversion factors; — Ratio and proportion; — Averages and percentages; — Areas and volumes, squares, cubes. <p>Algebra:</p> <ul style="list-style-type: none"> — Evaluating simple algebraic expressions: addition, subtraction, multiplication, and division; — Use of brackets; — Simple algebraic fractions. <p>Geometry:</p> <ul style="list-style-type: none"> — Simple geometrical constructions; — Graphical representation: nature and uses of graphs. 	1
<p>1L.2 Physics</p> <p>Matter:</p> <ul style="list-style-type: none"> — Nature of matter: the chemical elements; — Chemical compounds; — States: solid, liquid, gaseous; — Changes between states. <p>Mechanics:</p> <ul style="list-style-type: none"> — Forces, moments and couples, and representation as vectors; — Centre of gravity; — Tension, compression, shear, and torsion; — Nature and properties of solids, fluids, and gases. <p>Temperature:</p> <ul style="list-style-type: none"> — Thermometers and temperature scales: Celsius, Fahrenheit, and Kelvin; — Definition. 	1
<p>1L.3 Electrics</p> <p>AC and DC circuits:</p> <ul style="list-style-type: none"> — Ohm's law, Kirchhoff's voltage, and current laws; — Significance of the internal resistance of a supply; — Resistance/resistor; — Resistor colour code, values and tolerances, preferred values, wattage ratings; — Resistors in series and in parallel. 	1
<p>1L.4 Aerodynamics/aerostatics</p> <p>International Standard Atmosphere (ISA), application to aerodynamics and aerostatics.</p>	1
<p>1L.5 Workplace safety and environmental protection</p> <ul style="list-style-type: none"> — Safe working practices and precautions when working with electricity, gases (especially oxygen), oils, and chemicals; 	2

MODULE 1L — BASIC KNOWLEDGE		Level
—	Labelling, storage and disposal of hazardous (to workplace safety and environment) materials;	
—	Remedial action in the event of a fire or another accident with one or more hazards, including knowledge of fire-extinguishing agents.	

MODULE 2L — HUMAN FACTORS

MODULE 2L — HUMAN FACTORS		Level
<i>2L.1 General</i>		1
—	The need to take human factors into account in the maintenance domain;	
—	Incidents attributable to human factors/human error;	
—	Murphy's law.	
<i>2L.2 Human performance and limitations</i>		1
	Vision, hearing, information processing, attention and perception, memory.	
<i>2L.3 Social psychology</i>		1
	Responsibility, motivation, peer pressure, teamwork.	
<i>2L.4 Factors that affect performance</i>		1
	Fitness, physical and mental health, stress, sleep, fatigue, alcohol, medication, drug abuse.	
<i>2L.5 Physical environment</i>		1
	Working environment (climate, noise, illumination).	
<i>2L.6 The 'Dirty Dozen' and risk-mitigation</i>		2
	The 'Dirty Dozen':	
—	lack of communication	
—	lack of teamwork	
—	lack of assertiveness	
—	complacency	
—	fatigue	
—	stress	
—	lack of knowledge	
—	lack of resources	
—	lack of awareness	
—	distraction	
—	pressure	
—	norms.	
	Risk-mitigation methods.	

MODULE 3L — AVIATION LEGISLATION

MODULE 3L — AVIATION LEGISLATION		Level
3L.1 <i>Regulatory framework</i> – Role of the European Commission (EC), the European Union Aviation Safety Agency (EASA) and national aviation authorities (NAAs); – Scope and limitations of the regulatory framework.		1
3L.2 <i>Continuing airworthiness regulations</i> – General understanding of the applicable parts of Part-66; – General understanding of the applicable parts of Part-ML; – General understanding of the applicable parts of Part-CAO; – General understanding of Part-M, Part-CAMO and Part-145.		1
3L.3 <i>Repairs and modifications (Part-ML)</i> – Approval of changes (repairs and modifications); – Standard changes and standard repairs.		2
3L.4 <i>Maintenance data (Part-ML)</i> – Airworthiness directives (ADs), safety information bulletins (SIBs); – Service bulletins (SBs), instructions for Continuing Airworthiness (ICAs) (AMM, IPC, etc.), aircraft flight manual (AFM), maintenance records, maintenance programmes.		2
3L.5 <i>Licence privileges and how to exercise them properly (Part-66, Part-ML)</i> Conditions for release to service: – in a maintenance organisation; – as independent certifying staff; – release-to-service procedures.		2

MODULE 4L — WOODEN AND/OR METAL-TUBE STRUCTURE COVERED WITH FABRIC

MODULE 4L — WOODEN AND/OR METAL-TUBE STRUCTURE COVERED WITH FABRIC		Level
4L.1 <i>Airframe wooden/combination of metal tube and fabric</i> – General construction principles for wooden structures covered with fabric, metal-tube structures covered with fabric, and combination of wooden and metal-tube structures; – Wood as a technical material (heartwood, sapwood, grain, etc.); – Wood defects (types, acceptable/ not acceptable); – Different woodcuts (tangential cuts, radial cuts, etc.) and their properties (tangential cuts, radial cuts, etc.); – Metal tubing (mechanical and stress properties of metal tubes); – Types of welding and welding joints; – General characteristics of aircraft coverings; – General characteristics of paint; – Transmission of loads in and between structures.		2
4L.2 <i>Materials</i> – Types of wood (solid wood, laminated wood, plywood, wood composites), suitable wood materials and their properties (spruce, firs, etc.), wood defects (acceptable / not acceptable), stability, deterioration (temperature, humidity, ageing, etc.);		2

MODULE 4L — WOODEN AND/OR METAL-TUBE STRUCTURE COVERED WITH FABRIC	Level
<ul style="list-style-type: none"> – Types of covering and technologies (natural and synthetic polymers), deterioration; – Types of glues, adhesives, paints and other associated materials; – Types of metal-tubing material (steel, light alloy tubes, etc.); – Welding seams, fittings, screws and bolts (material and properties); – Proper storage of those materials; – Plastics (overview and understanding of their properties). 	
<p><i>4L.3 Identifying damages and defects</i></p> <ul style="list-style-type: none"> – Inspection procedures; – Damage identification in wooden structures (heavy landing, rot, glue failure, fungi, shrinkage, stress damage, cracks, fatigue, etc.); – Damage identification in metal-tube structures (hard landing, stress, corrosion, fatigue, dents, cracks, fatigue, etc.); – Damage identification in welded seams; – Damage identification in fabric coverings (tears, strains, UV damage, hard landing, etc.). 	3
<p><i>4L.4 Standard repair and maintenance procedures</i></p> <ul style="list-style-type: none"> – Repair and conservation of wooden aircraft structures: wing rib, wing spar, bolt and brushing holes, patches (fabric, splayed, surface, plug, scarf); – Repair and reapplication of fabric on aircraft (fabric, tape, lacing, threads, seams, fabric protection, stitching, knots, fasteners, finishing tape, rings and grommets, dope); – Repair and corrosion protection/prevention methods for metal-tube aircraft structures (welding, patch plates, reinforcement tubes, sleeves, etc.); – Repair, removal and application of paint and dope on airframes in wooden / combination of metal tube and fabric (surface preparation, application and finish). 	3

MODULE 5L — COMPOSITE STRUCTURE

MODULE 5L — COMPOSITE STRUCTURE		Level
<p>5L.1 <i>Airframe fibre-reinforced plastic (FRP)</i></p> <ul style="list-style-type: none"> – General construction principles of airframes in FRP and its properties; – Characteristics of laminated structures (matrix and fibres); – Fibre (fibre orientation, strength characteristics, isotropic, anisotropic, filament, strands, tows, yarns, rovings, impreg and prepreg); – Fabric weave styles (plain weave, twill weave, atlas weave, unidirectional) and non-woven material (stitched and knotted) and their characteristics; – Matrix (thermosetting, thermoplastic, curing stages); – Characteristics of sandwich structures and their supporting cores (honeycombs, foams, wooden cores, pseudo-cores); – General characteristics of accelerators and additives/modifiers; – Transmission of loads in and between structures. 	2	
<p>5L.2 <i>Materials</i></p> <ul style="list-style-type: none"> – Types of fibres (fibreglass, E-glass, aramid, carbon/graphite, boron, ceramic, lightning protection fibre); – Types of matrices (different types, properties and application); – Types of resin filler materials (fumed silica, glass powder, hollow glass, phenolic and plastic microballoons, cotton, flox, colour pigments, fire retardants); – Types of sandwich structure core materials (honeycombs: aramid paper, kraft paper, thermoplastic, aluminium, fibreglass, carbon; foams: polystyrene, phenolic, polyurethane, polypropylene, PVC, polymethacylimide; balsa wood); – Behaviour, interaction, and technological aspects of composites made of those materials; – Storage and handling of those materials. 	2	
<p>5L.3 <i>Identifying damages and defects</i></p> <ul style="list-style-type: none"> – Inspection procedures (visual inspection, tapping, NDT testing, etc.); – Types of manufacturing defects and damages and their causes (fibre breakage, matrix imperfections, delamination, debonding, improper drilling, environmental degradation, impact damage, fatigue, erosion, corrosion, UV damage, hard landing, stress, etc.). 	3	
<p>5L.4 <i>Standard repair and maintenance procedures</i></p> <ul style="list-style-type: none"> – Repairs of aircraft structures: wing, rib, wing spar, aerofoil, bolt and brushing holes, patches, sandwich core and faceplate repairs, bolted and bonded repairs; – Proper construction and repair fittings, and load-bearing points for composites and composite sandwich structures; – Creation and use of repair moulds from the airframe or intact parts (types, procedures, coatings, etc.); – Proper procedure for the mixing of resins, fibre layering and curing of composites; 	3	

MODULE 5L — COMPOSITE STRUCTURE		Level
–	Bonding metals and other materials;	
–	Composite painting and finish.	

MODULE 6L — METALLIC STRUCTURE

MODULE 6L — METALLIC STRUCTURE		Level
6L.1	<i>Metallic airframe</i>	2
–	General construction principles for metal-structure airframes;	
–	General knowledge of the properties of metal as a technical material (classification; physical, mechanical and electrical properties; manufacturing properties; chemical properties);	
–	General knowledge of the properties of pure metals and alloys;	
–	Metal grain structure of pure metals and alloys and its impact on behaviour (grain boundaries; corrosion; hardening; annealing; differences between forged, machined and cast metals);	
–	Stresses in structural members (tension, compression, torsion, shearing, bearing, bending);	
–	Types of corrosion and corrosion protection (electrochemical oxidation, galvanic corrosion, stress-corrosion cracking, corrosion in passivated materials, high-temperature corrosion);	
–	Types of rivets and fasteners (solid shank rivet, blind rivets, self-plugging rivets (mechanical and friction lock), pull-thru rivets, pin rivets, head styles, taper-lok, rivet nut, lockbolt, high shear fastener, identification, measuring);	
–	Types of welding and welding joints;	
–	Transmission of loads in and between structures.	
6L.2	<i>Materials</i>	2
–	Types of iron and steel, and their alloys in aviation (cast, forged, tempering, corrosion, strength properties);	
–	Types of aluminium and aluminium alloys in aviation in airframes, rivets, and fasteners (strength properties, corrosion);	
–	Common alloying elements for steel and aluminium (influence on the mechanical and physical properties of the alloy);	
–	Common paint and surface protection materials;	
–	Common adhesives for use with metals.	
6L.3	<i>Identifying damages and defects</i>	3
–	Inspection procedures (sheet metal, structure, bonded joints, soldered joints, welded and brazed joints, riveted joints, corrosion);	
–	Identification and classification of cracks, fatigue, and corrosion in metallic structures.	

MODULE 6L — METALLIC STRUCTURE		Level
6L.4	<i>Standard repair and maintenance procedures</i>	3
–	Metal and sheet metal (marking out and calculation of bend allowance, cutting, drilling, bending and forming, inspection of metal work);	
–	Welding, brazing, soldering and bonding (soldering methods, welding and brazing methods, bonding methods);	
–	Riveting (riveted joints, rivet spacing and pitch; tools used for riveting and dimpling; inspection of riveted joints);	
–	Repairing by patching, insertion, and replacement of parts;	
–	Corrosion treatment;	
–	Problems in multiple-material systems.	

MODULE 7L — AIRFRAME: GENERAL, MECHANICAL AND ELECTRICAL SYSTEMS

MODULE 7L — AIRFRAME: GENERAL, MECHANICAL AND ELECTRICAL SYSTEMS		Level
7L.1	<i>Theory of flight — gliders and aeroplanes</i>	1
	Aerodynamics and flight controls:	
–	Airflow around a body;	
–	Boundary layer, laminar and turbulent flow;	
–	Thrust, weight, aerodynamic resultant;	
–	Generation of lift and drag angle of attack, polar curve, stall.	
	Operation and effect of roll control, pitch control, yaw control and rudder limiters:	
–	Control using dual-purpose controls;	
–	High-lift devices, slots, slats, flaps, flaperons;	
–	Drag-inducing devices, lift dumpers, speed brakes, dive brakes;	
–	Effects of wing fences, saw tooth leading edges;	
–	Boundary layer control using vortex generators, stall wedges or leading-edge devices;	
–	Operation and effect of trim tabs, balance and antibalance (leading) tabs, servo tabs, spring tabs, mass balance, control surface bias, aerodynamic balance panels.	
7L.2	<i>Airframe structure — gliders and aeroplanes</i>	1
–	Fuselage: construction (truss type, monocoque, semimonocoque), attach points (wing, tail plane, undercarriage);	
–	Wings: construction (monospar, multispar, box beam), configurations (cantilever, semicantilever, strut/wire braced), fairing;	
–	Stabilisers: construction, control surface attachments;	
–	Flight control surfaces: construction and attachment, balancing (mass and aerodynamics);	
–	Tow hooks (Schweizer and Tost hook);	
–	Aircraft assembly, storage, jacking, chocking, securing and associated safety precautions;	
–	Effects of environmental conditions on aircraft handling and operation.	

MODULE 7L — AIRFRAME: GENERAL, MECHANICAL AND ELECTRICAL SYSTEMS	Level
7L.3 Air conditioning (ATA 21) Heating and ventilation for small aircraft.	1
7L.4 Electrical power, cables, and connectors (ATA 24) <ul style="list-style-type: none"> – Installation and operation of batteries; – Power generation / power sources (AC/DC) on small aircraft, voltage regulation, power distribution and circuit protection; – Cable types, construction and characteristics, high-tension and coaxial cables, testing and installation precautions; – Connector types, pins, plugs, sockets, insulators, current and voltage rating, coupling, identification codes, pin insertion and removal; – Crimping (crimping, tools, testing of crimp joints); – Continuity, insulation and bonding techniques and testing; – Wiring protection techniques (cable looming and loom support, cable clamps, protective sleeving techniques (including heat shrink wrapping), shielding). 	2
7L.5 Equipment and furnishing (ATA 25) <ul style="list-style-type: none"> – Emergency equipment requirements; – Seats, harnesses, and belts. 	2
7L.6 Fire protection and other safety systems (ATA 26) <ul style="list-style-type: none"> – Portable fire extinguisher; – Rescue systems (safety parachute, recovery parachute, launching systems, including safety measures for pyrotechnics). 	2
7L.7 Flight controls (ATA 27) <ul style="list-style-type: none"> – Primary controls: aileron, elevator/stabilator, rudder, dual-purpose controls (stabilator, ruddervator, flaperons); – Secondary controls: elevator trim systems, wing flaps, slats and spoilers / dive breaks; – System operation: manual; – Gust locks, balancing and rigging of flight controls; – Simple stall-warning systems. 	3
7L.8 Fuel system (ATA 28) <ul style="list-style-type: none"> – System layout; – Fuel tanks; – Supply systems; – Indications and warnings; – Refuelling and defuelling. 	2
7L.9 Hydraulic power (ATA 29) <ul style="list-style-type: none"> – System layout; – Hydraulic fluids; 	2

MODULE 7L — AIRFRAME: GENERAL, MECHANICAL AND ELECTRICAL SYSTEMS	Level
<ul style="list-style-type: none"> – Hydraulic reservoirs and accumulators, pressure generation (electric, mechanical), filters, pressure control, power distribution, indication and warning systems. 	
7L.10 Ice and rain protection (ATA 30) <ul style="list-style-type: none"> – Hydrophobic coatings; – Pitot probe heating. 	1
7L.11 Landing gear (ATA 32) <ul style="list-style-type: none"> – Construction (tricycle, tailwheel, outrigger wheels, skids), shock absorbing; – Extension and retraction systems: normal and emergency operation; – Indications and warnings; – Wheels, brakes, tyres, and steering; – Standard repair and maintenance procedures for the landing gear. 	2
7L.12 Lights (ATA 33) <ul style="list-style-type: none"> – External lights: navigation, anticollision, landing, taxiing; – Internal lights: cockpit. 	2
7L.13 Oxygen (ATA 35) <ul style="list-style-type: none"> – System layout: storage system (containers), delivery system (continuous flow, diluter demand and pressure demand) and masks/nasal cannula; – System operation, including charging and discharging; – The ‘PRICE’ check. 	2
7L.14 Pneumatic/vacuum (ATA 36) <ul style="list-style-type: none"> – System layout; – Sources, pumps, control and distribution; – Indication and warnings. 	2
7L.15 Water ballast (ATA 41) Water tanks (main tank, fin tank), drain valves, vents.	2
7L.16 Fasteners <ul style="list-style-type: none"> – Screw threads: nomenclature, forms, dimensions and tolerances, and measuring; – Bolts, studs and screws: types (specifications, identification, markings, international standards), nuts (self-locking, anchor, standard types), machine screws (aircraft specifications), studs (types and uses, insertion and removal), self-tapping screws, dowels; – Locking devices: tab and spring washers, locking plates, split pins, pal-nuts, wire locking, quick-release fasteners, keys, circlips, cotter pins; – Aircraft rivets: types of solid and blind rivets: specifications and identification, heat treatment. 	2
7L.17 Pipes, hoses, and connectors <ul style="list-style-type: none"> – Types and connectors of pipes and hoses for hydraulic, fuel, oil, pneumatic and air; 	2

MODULE 7L — AIRFRAME: GENERAL, MECHANICAL AND ELECTRICAL SYSTEMS	Level
– Bending, belling/flaring, inspection, testing and installation of pipes and hoses.	
7L.18 Springs Types of springs, materials, characteristics, applications, inspection, and testing.	2
7L.19 Bearings – Purpose of bearings, loads, material, construction; – Types of bearings, their application, testing, cleaning, inspection, lubrication requirements, and common defects in bearings and their causes.	2
7L.20 Transmission – Gear types, their application, gear ratios, reduction and multiplication gear systems, driven and driving gears, idler gears, mesh patterns, inspection of gears, backlash/play; – Types, application and inspection of belts and pulleys, chains and sprockets; – Inspection of screw jacks, lever devices, push–pull rod systems.	2
7L.21 Control cables – Types of cables, end fittings, turnbuckles, compensation devices, pulleys, cable system components, Bowden cables and aircraft flexible control systems; – Swaging of end fittings; – Inspection and testing of control cables, Bowden cables, and aircraft flexible control systems.	2
7L.22 Fits and clearances Common system of fits, clearances and tolerances, drill sizes for bolt holes, classes of fits, schedule of fits and clearances for aircraft and engines, limits for bow, twist and wear, standard methods for checking shafts, bearings and other parts.	2
7L.23 Aircraft weight and balance Calculation of centre-of-gravity / balance limits: use of relevant documents, preparation of aircraft for weighing, aircraft weighing.	2
7L.24 Workshop practices and tools – Common hand-tool types, power-tool types, precision tool types and equipment, their operation, care, control, calibration, and standards; – Operation, function and use of electrical general test equipment; – Proper handling of engineering drawings, diagrams and standards, and comprehension of the information presented thereupon (symbols, schematics and diagrams); – Use of workshop materials; – Dimensions, allowances and tolerances, standards of workmanship; – Lubrication equipment and methods.	2
7L.25 Disassembly, inspection, repair, and assembly techniques – Types of defects and visual inspection techniques; corrosion removal, assessment and re-protection;	2

MODULE 7L — AIRFRAME: GENERAL, MECHANICAL AND ELECTRICAL SYSTEMS	Level
<ul style="list-style-type: none"> – General repair methods, structural repair manual; ageing, fatigue and corrosion control programmes; – Non-destructive inspection techniques, including penetrant, radiographic, eddy current, ultrasonic and borescope methods; – Disassembly and reassembly techniques; – Troubleshooting techniques. 	
<p><i>7L.26 Abnormal events</i> Inspection following lightning strike, HIRF penetration, heavy landing, and flight through turbulence.</p>	2
<p><i>7L.27 Maintenance procedures</i> Maintenance planning, modification procedures, stores procedures, maintenance inspection / quality control / quality assurance, additional maintenance procedures, control of life-limited components.</p>	2

MODULE 8L — POWER PLANT

MODULE 8L — POWER PLANT	Level
8L.1 Engine fundamentals — general <ul style="list-style-type: none"> — Potential energy, kinetic energy, Newton’s laws of motion, Brayton cycle; — The relationship between force, work, power, energy, velocity, and acceleration; — Mechanical, thermal, and volumetric efficiencies. 	2
8L.2 Piston-engine fundamentals and performance <ul style="list-style-type: none"> — Operating principles: 2-stroke, 4-stroke, Otto, Diesel, and Rotary (Wankel); — Piston displacement and compression ratio; — Engine configuration and firing order; — Power calculation and measurement; — Factors that affect engine power; — Mixtures/leaning, pre-ignition. 	2
8L.3 Piston-engine construction <ul style="list-style-type: none"> — Crank case, crank shaft, cam shafts, sumps; — Accessory gearbox; — Cylinder and piston assemblies; — Connecting rods, inlet and exhaust manifolds; — Valve mechanisms; — Propeller reduction gearboxes. 	2
8L.4 Piston-engine fuel system (non-electronic) <ul style="list-style-type: none"> — Carburetors (types, construction and principles of operation, icing and heating); — Fuel injection systems (types, construction, and principles of operation). 	2
8L.5 Starting and ignition systems <ul style="list-style-type: none"> — Starting systems, preheat systems; — Magneto types, construction, and principles of operation; — Ignition harnesses, spark plugs; — Low- and high-tension systems. 	2
8L.6 Air-intake, exhaust, and cooling systems <ul style="list-style-type: none"> — Construction and operation of induction systems, including alternate air systems; — Exhaust systems, engine cooling systems — air and liquid. 	2
8L.7 Supercharging/turbocharging <ul style="list-style-type: none"> — Principles and purpose of supercharging and its effects on engine parameters; — Construction and operation of supercharging/turbocharging systems; — System-associated terminology; — Control systems; — System protection. 	2
8L.8 Lubrication systems of piston engines System operation/layout and components.	2
8L.9 Engine indication systems <ul style="list-style-type: none"> — Indication systems specific to general combustion engines (coolant temperature, oil pressure and temperature, exhaust gas temperature, fuel pressure and flow); 	2

MODULE 8L — POWER PLANT	Level
<ul style="list-style-type: none"> – Indication systems specific to piston engines (cylinder head temperature, manifold pressure, engine speed); – Indication systems specific to turbine engines (exhaust gas temperature, engine thrust indication, engine speed); – Indication systems specific to electric engines (voltage). 	
<p><i>8L.10 Electric aircraft engines</i></p> <ul style="list-style-type: none"> – Types and construction of electric motors (AC and DC motors, rotor, stator, bearings, windings, commutator, self-commutated, externally commutated, outrunner and inrunner, motor cooling, etc.); – Power electronics; – Transformer, transducer, and inverter; – Engine control systems; – Power storage systems (common high-density batteries, chemistry batteries, load cycles, degradation, effects of charging and overcharging, thermal runaway); – Battery management systems (general functions, battery balancing, monitoring); – Wiring of electric power storage, power electronics, and electric motor; – High-energy safety procedures. 	2
<p><i>8L.11 Turbine-engine fundamentals and performance</i></p> <ul style="list-style-type: none"> – Constructional arrangement and operation of turbojet and turboprop engines; – Thrust: thrust horsepower, shaft horsepower, specific fuel consumption; – Engine pressure ratio; – Pressure, temperature, and velocity of gas flow; – Engine ratings, static thrust, limitations. 	2
<p><i>8L.12 Inlet and compressor</i></p> <ul style="list-style-type: none"> – Compressor inlet; – Axial and centrifugal compressor types, constructional features, operating principles and applications; – Compressor (stator, rotor, blisk, disk, blades, compressor stall and surge); – Compressor ratio. 	2
<p><i>8L.13 Combustion chamber, starting and ignition system</i></p> <ul style="list-style-type: none"> – Constructional features and principles of operation; – Operation of engine start systems and components; – Ignition systems and components (exciter, ignition plugs and glow plugs). 	2
<p><i>8L.14 Turbine section and exhaust</i></p> <ul style="list-style-type: none"> – Operation and characteristics of different turbine blade types, nozzle guide vanes; – Gas producer turbine and power turbine, blade-to-disk attachment; – Causes and effects of turbine blade stress and creep; – Engine exhaust nozzle and noise reduction. 	2
<p><i>8L.15 Other turbine-engine components and systems</i></p> <ul style="list-style-type: none"> – General knowledge of the type features and principles of bearings and seals in turbine engines; – System operation, layout and components of lubrication systems in small turbine engines (separate lubrication, as part of the fuel system); – System operation, layout and components of air and fuel systems in small turbine engines; 	2

MODULE 8L — POWER PLANT	Level
— Turboprop reduction gears.	
8L.16 Turbine-engine inspection and ground operation	2
<ul style="list-style-type: none"> — Standard procedures for starting and ground run-up and interpretation of engine power output and parameters; — Inspection of engine and components to criteria, tolerances and data specified by the engine manufacturer; — Foreign object damage (FOD). 	
8L.17 Propeller	2
<ul style="list-style-type: none"> — Propeller fundamentals (blade element theory, blade angles, angle of attack, rotational speed, propeller slip, aerodynamic/centrifugal/thrust forces, torque, relative airflow, vibration and resonance); — Propeller construction (methods of construction and materials used in wooden/composite/metal propellers, blade station, blade face, blade shank, blade back/thrust face and hub assembly, fixed pitch, controllable pitch, constant speed propeller, propeller/spinner installation); — Propeller pitch control (speed control and mechanical/electrical pitch change methods, feathering, propeller accumulators, overspeed protection); — Environmental protection (de-icing and metal tipping); — Propeller balancing (static and dynamic) and blade tracking; — Damage assessment, erosion, corrosion, impact damage, delamination and decay; — Standard treatment and repair methods for propellers. 	
8L.18 Full authority digital engine control (FADEC)	2
<ul style="list-style-type: none"> — Operation of engine control and fuel-metering systems in piston and turbine engines, including electronic engine control (FADEC); — System layout and components. 	
8L.19 Lubricants and fuels	2
<ul style="list-style-type: none"> — Properties and specifications of standard, alternate and drop-in fuels, fuel additives, and lubricants. 	
8L.20 Engine and propeller installation	2
<ul style="list-style-type: none"> — Construction of nacelles; — Configuration of firewalls, cowlings, acoustic panels, engine mounts, antivibration mounts, hoses, pipes, feeders, connectors, wiring looms, control cables and rods, lifting points and drains; — Extension and retraction systems, including propeller position control; — Propeller installation. 	
8L.21 Engine monitoring and ground operation	2
<ul style="list-style-type: none"> — Procedures for starting and ground run-up; — Interpretation of engine power output and parameters; — Inspection of engine and components to criteria, tolerances and data specified by the engine manufacturer; — Foreign object damage (FOD). 	
8L.22 Engine/propeller storage and preservation	2
<ul style="list-style-type: none"> — Preservation and depreservation of the engine, the propeller, and accessories/systems. 	

MODULE 9L — BALLOONS: HOT-AIR BALLOONS

MODULE 9L — BALLOONS: HOT-AIR BALLOONS	Level
<p><i>9L.1 Theory of flight — hot-air balloons</i></p> <ul style="list-style-type: none"> — Aerostatics and controls; — Principles; — Effect on envelopes, wind effect, altitude, and temperature effects. 	1
<p><i>9L.2 General airframe of hot-air balloons</i></p> <p>Components and assembly of a hot-air balloon:</p> <ul style="list-style-type: none"> — Identification plate; — Envelope; — Heater system / burner; — Suspension cables; — Basket; — Lines and ropes (crown line, actuationline). 	2
<p><i>9L.3 Envelope</i></p> <ul style="list-style-type: none"> — Shape and assembly of envelope (poles, equator, panels, gores, special shapes); — Fabrics, seams, and materials; — Crown ring; — Deflation port/parachute and ripping panel; — Load tapes (horizontal and vertical) and rip stoppers; — Turning vent; — Mouth; — Skirt/scoop; — Diaphragms/catenaries (special shapes). 	3
<p><i>9L.4 Heater system / burner</i></p> <ul style="list-style-type: none"> — System layout (burner, fuel tanks, fuel lines); — Types of burners (whisper-/cow-burner, main/take-off burner); — Functionality, materials, use, inspection, and care of: — fuel tanks (propane cylinders, material, valves, fittings, fuel quantity gauge), — fuel lines / gas hoses, — burner (piezo igniter, pilot light and valve, blast valve, heat exchanger / burner coils, nozzle, etc.). 	3
<p><i>9L.5 Basket and basket suspension (including alternative devices)</i></p> <ul style="list-style-type: none"> — Common assembly of and materials for hot-air balloon baskets; — Rigging points, burner frame, burner support rods, metal frame, basket padding and leather trim; — Basket weave, grab handles, cylinder attachment, take-off aid and rope; — Basket wire and basket wire routing; — Basket floor, basket frame / load-bearing frame, sliders, rawhide protective covering. 	3
<p><i>9L.6 Instruments</i></p> <p>Basic operation, maintenance, and testing of:</p> <ul style="list-style-type: none"> — altimeter (mechanical and electronic); — variometer (mechanical and electronic); — pyrometer / temperature sensors; — Mode S transponder; — VHF radio; 	2

MODULE 9L — BALLOONS: HOT-AIR BALLOONS	Level
— Emergency locator transmitter (ELT) and personal locator beacon (PLB).	
9L.7 Equipment	2
— Required equipment for free-ballooning operation and its care.	
9L.8 Hot-air balloon handling and storage	2
— Ground procedures for hot-air balloons, rigging and launch preparation;	
— Safe handling of propane;	
— Effects of environmental conditions on hot-air balloon handling.	
9L.9 Disassembly, inspection, repair, and assembly techniques	3
— Types of defects and visual inspection techniques;	
— Allowable damage to and tolerance of envelope, basket, lines, ropes, etc.;	
— Common test procedures (grab test);	
— General repair methods for envelopes, load ring, ropes and lines, basket;	
— Inspection methods for envelopes, ropes and lines, basket;	
— Ageing, fatigue;	
— Disassembly and reassembly techniques;	
— Troubleshooting techniques.	

MODULE 10L — BALLOONS: GAS (FREE/TETHERED) BALLOONS

MODULE 10L — BALLOONS: GAS (FREE/TETHERED) BALLOONS	Level
10L.1 Theory of flight — gas balloons	1
Aerostatics and controls:	
— Principles;	
— Effect on envelopes, wind effect, altitude, and temperature effects.	
10L.2 General airframe of gas balloons	2
Components and assembly of a gas balloon:	
— Identification plate;	
— Envelope;	
— Valve;	
— Netting;	
— Load ring (hoop);	
— Basket;	
— Lines and ropes (drag rope, mooring line, valve line, emergency opening rope, ripping line, neckline).	
10L.3 Envelope	3
— Shape and assembly of envelope (poles, equator, panels);	
— Fabrics, seams, and materials;	
— Deflation opening and parachute;	
— Load belt;	
— Ripping panel;	
— Appendix;	
— Emergency opening;	
— Holding-down patches;	
— Ballonets;	
— Electrostatic properties.	

<p>10L.4 Netting</p> <ul style="list-style-type: none"> — Netting assembly (net ring, net, mesh); — Mesh dimensions (knots, sizes, angles); — Materials for netting and accessories; — Electrostatic properties. 	3
<p>10L.5 Valves, parachutes, and other related systems</p> <ul style="list-style-type: none"> — Construction, operation, maintenance and testing of manoeuvring/helium valves, pressure relief valves, gas-tight parachutes, and ballonet fans; — Construction, operation, maintenance and testing of parachute-centring belt and pull-down belts. 	3
<p>10L.6 Load ring</p> <ul style="list-style-type: none"> — Function, material, and common problems (steel pipe, strops, toggles). 	3
<p>10L.7 Basket (including alternative devices)</p> <p>Common assembly of and materials for hot-air/gas balloon baskets:</p> <ul style="list-style-type: none"> — Metal frame, basket padding and leather trim; — Basket weave, grab handles, basket strops and toggles, ballast system (bags, support and sand dumpers); — Basket wire and basket wire routing; — Basket floor, basket frame / load-bearing frame, sliders, rawhide protective covering. 	3
<p>10L.8 Ropes and lines</p> <p>Functionality, materials, use, inspection, and care of:</p> <ul style="list-style-type: none"> — Shroud lines / envelope ropes / bridles; — Trail rope /drag rope and trail-rope bag; — Holding ropes; — Valve line/ valve cord and parachute rope; — Emergency opening rope; — Appendix pull-close rope; — Appendix anchor line; — Inflation aid. 	3
<p>10L.9 Instruments</p> <p>Basic operation, maintenance, and testing of:</p> <ul style="list-style-type: none"> — Altimeter (mechanical and electronic); — Variometer (mechanical and electronic); — Mode-S transponder; — VHF radio; — Emergency locator transmitter (ELT) and personal locator beacon (PLB). 	2
<p>10L.10 Tethered gas balloon (TGB) systems</p> <p>Functionality, operation, materials, use, inspection, and care of:</p> <ul style="list-style-type: none"> — Launch platform; — Winch system: winch (electric, hydraulic, emergency operation), tether cable (cable, sheaves, swivel, clamps), and control panel; — Gondola (metal-tubing construction); — Night lighting. 	3
<p>10L.11 Equipment</p> <ul style="list-style-type: none"> — Required equipment for free-ballooning and for tethered operations, and its care. 	2

<p>10L.12 Gas-balloon handling and storage</p> <ul style="list-style-type: none"> — Ground procedures and mooring for gas balloons and tethered gas balloons, ballasting, rigging and launch preparation; — Safe handling of hydrogen, helium, illuminating gas, and other lifting gases; — Lifting gas (charging, purifying and leak testing, pressure monitoring); — Effects of environmental conditions on gas-balloon handling. 	2
<p>10L.13 Disassembly, inspection, repair, and assembly techniques</p> <ul style="list-style-type: none"> — Types of defects and visual inspection techniques; — Allowable damage to and tolerance of envelope, basket, lines, ropes, etc.; — Common test procedures (grab test, tensile strength, tear growth, porosity, electric resistivity, etc.); — General repair methods for envelopes, load ring, ropes and lines, basket/gondola; — Inspection methods for envelopes, load ring, ropes and lines, basket/gondola (especially for steel frames and welds on TGB gondolas); — Ageing, fatigue and corrosion control programmes; — Disassembly and reassembly techniques; — Troubleshooting techniques. 	3

MODULE 11L — AIRSHIPS: HOT-AIR/GAS AIRSHIPS

MODULE 11L — AIRSHIPS: HOT-AIR/GAS AIRSHIPS	Level
<p>11L.1 Theory of flight and control of airships</p> <ul style="list-style-type: none"> — Control using fins, rudders and elevators; — Aerodynamic lift and aerodynamic balance; — Stability and control; — Free ballooning; — Operation of trim tabs, balance and antibalance (leading) tabs, servo tabs, spring tabs, mass balance, control surface bias, aerodynamic balance panels; — Vectored thrust; — Fire and lightning protection. 	2
<p>11L.2 Airship airframe structure — general concepts</p> <ul style="list-style-type: none"> — Classification of airships (rigid airship, semi-rigid airship, non-rigid airship); — Construction of semi-rigid airships (envelope, ballonnet, membranes, nose cone, internal structures, keel, trusses, longerons, suspension lines); — Construction of non-rigid airships (envelope, ballonnet, catenary curtains, suspension lines, air scoops); — Attachment of stabilisers and control surfaces to the airframe. 	2
<p>11L.3 Airship envelope</p> <ul style="list-style-type: none"> — Nose cone battens / bow strips; — Catenary systems (catenary curtain, support/suspension cables); — Ballonets and their positioning (forward, aft); — Air systems (air scoops, ballonnet fans, empennage air system, dampers and transfer fans). 	2
<p>11L.4 Gondola</p> <ul style="list-style-type: none"> — General knowledge of gondola construction (metal-tubing gondolas, metal-structure gondolas, composite gondolas); — Doors, windows, and hatches; — Attachment of the gondola to the airframe/envelope; 	3

MODULE 11L — AIRSHIPS: HOT-AIR/GAS AIRSHIPS	Level
<ul style="list-style-type: none"> — Gondola layout, equipment and furnishing (emergency equipment requirements, seats, harnesses and belts); — Simple water/waste systems in airships; — Gondola heating and ventilation (ventilations and heating systems, heat exchanger, blower); — Landing gear (construction, shock absorbing, tyres, weight-on-wheels). 	
11L.5 Airship flight controls (ATA 27/55)	3
<ul style="list-style-type: none"> — Primary controls (rudder, elevator, asymmetric thrust, thrust vectoring); — Trim control; — System operation: manual, hydraulic, pneumatic, electrical, fly-by-wire; — Balancing and rigging. 	
11L.6 Electrical power (ATA 24)	3
<ul style="list-style-type: none"> — Installation and operation of batteries; — DC power generation; — AC power generation; — Voltage regulation; — Power distribution; — Wiring, electrical connections; — Inverters, transformers, rectifiers; — Circuit protection; — External/ground power. 	
11L.7 Lights (ATA 33)	2
<ul style="list-style-type: none"> — External: navigation, anticollision, landing, taxiing, ground approach light, aft landing light; — Internal: flight compartment (cockpit) and passenger compartment (cabin); — Emergency. 	
11L.8 Ice and rain protection	3
<ul style="list-style-type: none"> — Windscreen wipers and windscreen de-misting systems; — Surface de-icing systems. 	
11L.9 Fuel systems (ATA 28)	2
<ul style="list-style-type: none"> — System layout; — Fuel tanks: venting, draining; — Supply systems; — Cross-feed and transfer; — Indications and warnings; — Refuelling and defuelling. 	
11L.10 Engine and propellers in airships	2
<ul style="list-style-type: none"> — General understanding of engine layout, thrust vectoring, swivel systems, ducted propellers and control system. 	
11L.11 Airship handling and storage	2
<ul style="list-style-type: none"> — Ground procedures and mooring with and without mooring mast, ballasting, hangaring, rigging and launch preparation; — Lifting gas (charging, purifying and leak testing, pressure monitoring); — Effects of environmental conditions on airship handling. 	
11L.12 Disassembly, inspection, repair, and assembly techniques	2

MODULE 11L — AIRSHIPS: HOT-AIR/GAS AIRSHIPS	Level
<ul style="list-style-type: none">— Types of defects and visual inspection techniques;— Corrosion removal, assessment and re-protection;— General repair methods, structural repair manual;— Ageing, fatigue and corrosion control programmes;— Non-destructive inspection techniques;— Disassembly and reassembly techniques;— Troubleshooting techniques.	

MODULE 12L — RADIO COM / ELTs / TRANSPONDERS / INSTRUMENTS

MODULE 12L — RADIO COM / ELTs / TRANSPONDERS / INSTRUMENTS	Level
<p><i>12L.1 Radio COM / ELTs</i></p> <p>Fundamentals of radio-wave propagation, antennas, transmission lines, communication, receiver, and transmitter.</p> <p>Working principle of:</p> <ul style="list-style-type: none"> — Emergency locator transmitters (ELTs); — Very-high-frequency (VHF) communications; — installation and testing of ELTs and VHF radio and antennas. 	2
<p><i>12L.2 Transponder and FLARM</i></p> <ul style="list-style-type: none"> — Air traffic control transponder, secondary surveillance radar (basic operation, configuration, modes); — FLARM; — Installation and testing. 	2
<p><i>12L.3 Instruments</i></p> <ul style="list-style-type: none"> — Pitot-static: altimeter, airspeed indicator, vertical speed indicator, total energy probes; — Gyroscopic: artificial horizon, attitude director, direction indicator, horizontal situation indicator, turn and slip indicator, turn coordinator; — Compasses: direct reading, remote reading; — Angle-of-attack indication, stall-warning systems; — Glass and analogue cockpit; — Indications of other aircraft systems; — Installation and testing of instruments. 	2
<p><i>12L.4 Avionics general test equipment</i></p> <ul style="list-style-type: none"> — Operation, function, and use of general test equipment for avionics. 	1

Appendix VIII — Basic examination standard for category L aircraft maintenance licence

Regulation (EU) 2023/989

- (a) The standardisation basis for examinations related to the [Appendix VII](#) basic knowledge requirements shall be as follows:
- (i) all examinations must be carried out using the multiple-choice question format as specified in point (ii). The incorrect alternatives must seem equally plausible to anyone ignorant of the subject. All of the alternatives should be clearly related to the question and of similar vocabulary, grammatical construction and length. In numerical questions, the incorrect answers should correspond to procedural errors such as corrections applied in the wrong sense or incorrect unit conversions: they must not be mere random numbers;
 - (ii) each multiple-choice question must have three alternative answers of which only one must be the correct answer and the candidate must be allowed a time per module which is based upon a nominal average of 75 seconds per question;
 - (iii) the pass mark for each module is 75 %;
 - (iv) penalty marking (negative points for failed questions) is not to be used;
 - (v) the level of knowledge required in the questions must be proportionate to the level of technology of the aircraft category.
 - (vi) a failed module may not be retaken for at least 90 days from the date of the failed module examination;
 - (vii) the maximum number of attempts for each examination is three in a 12-month period.
- (b) The number of questions per module shall be as follows:
- (i) module 1L 'BASIC KNOWLEDGE': 20 questions.
Time allowed: 25 minutes;
 - (ii) module 2L 'HUMAN FACTORS': 20 questions.
Time allowed: 25 minutes;
 - (iii) module 3L 'AVIATION LEGISLATION': 28 questions.
Time allowed: 35 minutes;
 - (iv) module 4L 'WOODEN AND/OR METAL-TUBE STRUCTURE COVERED WITH FABRIC': 40 questions.
Time allowed: 50 minutes;
 - (v) module 5L 'COMPOSITE STRUCTURE': 32 questions.
Time allowed: 40 minutes;
 - (vi) module 6L 'METALLIC STRUCTURE': 32 questions.
Time allowed: 40 minutes;
 - (vii) module 7L 'AIRFRAME – GENERAL, MECHANICAL AND ELECTRICAL SYSTEMS': 60 questions.
Time allowed: 75 minutes;

- (viii) module 8L 'POWER PLANT': 64 questions.
Time allowed: 80 minutes;
- (ix) module 9L 'BALLOONS – HOT-AIR BALLOONS': 36 questions.
Time allowed: 45 minutes;
- (x) module 10L 'BALLOONS – GAS (FREE/TETHERED) BALLOONS': 44 questions.
Time allowed: 55 minutes;
- (xi) module 11L 'AIRSHIPS – HOT-AIR/GAS AIRSHIPS': 40 questions.
Time allowed: 50 minutes;
- (xii) Module 12L 'RADIO COM/ELT/TRANSPONDER/INSTRUMENTS': 20 questions.
Time allowed: 25 minutes.

AMC1 Appendix VIII — Basic examination standard for category L aircraft maintenance licence

ED Decision 2023/019/R

NUMBER OF QUESTIONS PER SUBMODULE

The tables below show the number of questions recommended for each submodule. Justified deviations from these values are also acceptable, provided that the sum of the questions for the submodules equals the total number for a given module.

MODULE 1L — BASIC KNOWLEDGE

MODULE 1L — BASIC KNOWLEDGE		Nr of questions
		20
1L.1	Mathematics	4
1L.2	Physics	5
1L.3	Electrics	4
1L.4	Aerodynamics/aerostatics	2
1L.5	Workplace safety and environmental protection	5

MODULE 2L — HUMAN FACTORS

MODULE 2L — HUMAN FACTORS		Nr of questions
		20
2L.1	General	3
2L.2	Human performance and limitations	2
2L.3	Social psychology	2
2L.4	Factors that affect performance	4
2L.5	Physical environment	4
2L.6	The 'Dirty Dozen' and risk-mitigation	5

MODULE 3L — AVIATION LEGISLATION

MODULE 3L — AVIATION LEGISLATION		Nr of questions
		28
3L.1	Regulatory framework	4
3L.2	Continuing airworthiness regulations	6
3L.3	Repairs and modifications (Part-ML)	5
3L.4	Maintenance data (Part-ML)	5
3L.5	Licence privileges and how to exercise them properly (Part-66, Part-ML)	8

MODULE 4L — WOODEN AND/OR METAL-TUBE STRUCTURE COVERED WITH FABRIC

MODULE 4L — WOODEN AND/OR METAL-TUBE STRUCTURE COVERED WITH FABRIC		Nr of questions
		40
4L.1	Combined structures made of wood, metal tube and fabric	8
4L.2	Materials	8
4L.3	Identifying damages and defects	12
4L.4	Standard repair and maintenance procedures	12

MODULE 5L — COMPOSITE STRUCTURE

MODULE 5L — COMPOSITE STRUCTURE		Nr of questions
		32
5L.1	Fibre-reinforced plastic (FRP) airframe	6
5L.2	Materials	6
5L.3	Identifying damages and defects	10
5L.4	Standard repair and maintenance procedures	10

MODULE 6L — METALLIC STRUCTURE

MODULE 6L — METALLIC STRUCTURE		Nr of questions
		32
6L.1	Metallc airframe	6
6L.2	Materials	6
6L.3	Identifying damages and defects	10
6L.4	Standard repair and maintenance procedures	10

MODULE 7L — AIRFRAME: GENERAL, MECHANICAL AND ELECTRICAL SYSTEMS

MODULE 7L — AIRFRAME: GENERAL, MECHANICAL AND ELECTRICAL SYSTEMS		Nr of questions
		60
7L.1	Theory of Flight — gliders and aeroplanes	4
7L.2	Airframe Structure — gliders and aeroplanes	4
7L.3	Air conditioning (ATA 21)	1
7L.4	Electrical power, cables, and connectors (ATA 24)	3
7L.5	Equipment and furnishing (ATA 25)	2
7L.6	Fire protection and other safety systems (ATA 26)	2
7L.7	Flight controls (ATA 27)	3

MODULE 7L — AIRFRAME: GENERAL, MECHANICAL AND ELECTRICAL SYSTEMS	Nr of questions
	60
7L.8 Fuel system (ATA 28)	2
7L.9 Hydraulic power (ATA 29)	2
7L.10 Ice and rain protection (ATA 30)	1
7L.11 Landing gear (ATA 32)	3
7L.12 Lights (ATA 33)	1
7L.13 Oxygen (ATA 35)	1
7L.14 Pneumatic/vacuum (ATA 36)	1
7L.15 Water ballast (ATA 41)	1
7L.16 Fasteners	2
7L.17 Pipes, hoses, and connectors	2
7L.18 Springs	1
7L.19 Bearings	1
7L.20 Transmissions	2
7L.21 Control cables	3
7L.22 Fits and clearances	1
7L.23 Aircraft weight and balance	2
7L.24 Workshop practices and tools	4
7L.25 Disassembly, inspection, repair, and assembly techniques	4
7L.26 Abnormal events	3
7L.27 Maintenance procedures	4

MODULE 8L — POWER PLANT

MODULE 8L — POWER PLANT	Nr of questions
	64
8L.1 Engine fundamentals — general	2
8L.2 Piston-engine fundamentals and performance	2
8L.3 Piston-engine construction	3
8L.4 Piston-engine fuel system (non-electronic)	2
8L.5 Starting and ignition systems	3
8L.6 Air intake, exhaust, and cooling systems	2
8L.7 Supercharging/turbocharging	2
8L.8 Lubrication systems of piston engines	2
8L.9 Engine indication systems	3
8L.10 Electric and hybrid aircraft engines	9
8L.11 Turbine-engine fundamentals and performance	2
8L.12 Inlet and compressor	2
8L.13 Combustion chamber, starting and ignition system	2
8L.14 Turbine section and exhaust	2
8L.15 Other turbine-engine components and systems	2
8L.16 Turbine-engine inspections and ground operation	3
8L.17 Propeller	7
8L.18 Full authority digital engine control (FADEC)	2
8L.19 Lubricants and fuels	3
8L.20 Engine and propeller installation	4

MODULE 8L — POWER PLANT	Nr of questions
8L.21 Engine monitoring and ground operation	3
8L.22 Engine/propeller storage and preservation	2

Note: In accordance with Appendix VII ‘1. Modularisation’ to Annex III, Module 8L training subjects for L5 category AML and, therefore, the number of questions, should be limited to the relevant propulsion system. As such, in the above table, certain submodules may not be applicable and should not be taken into account, and the total number of questions should also be adapted accordingly.

MODULE 9L — BALLOONS: HOT-AIR BALLOONS

MODULE 9L — BALLOONS: HOT-AIR BALLOONS	Nr of questions
9L.1 Theory of flight — hot-air balloons	2
9L.2 Airframe of hot-air balloons	3
9L.3 Envelope	4
9L.4 Heater system / burner	4
9L.5 Basket and basket suspension (including alternative devices)	4
9L.6 Instruments	5
9L.7 Equipment	2
9L.8 Hot-air balloon handling and storage	4
9L.9 Disassembly, inspection, repair, and assembly techniques	8

MODULE 10L — BALLOONS: GAS (FREE/TETHERED) BALLOONS

MODULE 10L — BALLOONS: GAS (FREE/TETHERED) BALLOONS	Nr of questions
10L.1 Theory of flight of gas balloons	2
10L.2 Airframe of gas balloons	3
10L.3 Envelope	3
10L.4 Netting	1
10L.5 Valves, parachutes, and other related systems	1
10L.6 Load ring	1
10L.7 Basket (including alternative devices)	4
10L.8 Ropes and lines	2
10L.9 Instruments	5
10L.10 Tethered gas balloon (TGB) systems	8
10L.11 Equipment	2
10L.12 Gas-balloon handling and storage	4
10L.13 Disassembly, inspection, repair, and assembly techniques	8

MODULE 11L — AIRSHIPS: HOT-AIR/GAS AIRSHIPS

MODULE 11L — AIRSHIPS: HOT-AIR/GAS AIRSHIPS	Nr of questions
	40
11L.1 Theory of flight and control of airships	3
11L.2 Airship airframe structure — general concepts	3
11L.3 Airship envelope	3
11L.4 Gondola	6
11L.5 Airship flight controls (ATA 27/55)	2
11L.6 Electrical power (ATA 24)	3
11L.7 Lights (ATA 33)	1
11L.8 Ice and rain protection	2
11L.9 Fuel systems (ATA 28)	3
11L.10 Engines and propellers in airships	2
11L.11 Airship handling and storage	4
11L.12 Disassembly, inspection, repair, and assembly techniques	8

MODULE 12L — RADIO COM / ELTs / TRANSPONDERS / INSTRUMENTS

MODULE 12L — RADIO COM / ELTs / TRANSPONDER / INSTRUMENTS	Nr of questions
	20
12L.1 Radio COM / ELTs	6
12L.2 Transponder and FLARM	5
12L.3 Instruments	8
12L.4 Avionics general test equipment	1

Appendix IX Assessment method for the multimedia-based training (MBT)

Regulation (EU) 2023/989

1. The purpose of this Appendix is to establish the requirements for the assessment and approval by a competent authority of any course that includes MBT in accordance with point 66.B.135.

This Appendix may be used for the assessment of other training courses if the competent authority decides that the assessment method laid down in this Appendix are appropriate for such other courses.

The assessment shall be conducted by the competent authority against all the criteria laid down in Table (A), grouped in four categories from (a) to (d). The competent authority shall clearly identify in the table the MBT product being assessed and its production and update versions.
2. The competent authority carrying out the assessment shall put itself in the position of the student or the end user and shall rate each criterion listed in Table (A) individually on a rating scale from 1 to 5, as follows:
 - 1: Not acceptable. Does not meet the required criteria.
 - 2: Partially acceptable, but improvement is needed to meet the required criteria.
 - 3: Acceptable. Meets the required criteria.
 - 4: Good. Meets the required criteria with enhancements made.
 - 5: Excellent. Exceeds the required criteria.
3. If one or more of the criteria is rated below 3, an alternative learning process shall be requested by the competent authority in order to enhance the suitability of the product to an acceptable level.
4. Once the competent authority has rated each of the individual criteria listed in Table (A), the following combined rating scale shall be used by the competent authority to determine the overall suitability level for each MBT learning resource:
 - 100–80: Excellent learning resource. It offers different functionalities and meets the required suitability criteria.
 - 79–60: The learning resource meets the required suitability criteria.
 - 59–40: The learning resource does not allow for a sufficiently worthy educational use. It can be used for ‘informal’ training only.
 - 39–20: The learning resource is below the average. It does not meet several required suitability criteria.

Before approving the product, the competent authority shall check that the final score of the MBT is equal to or above 60, and that there is no single criterion that is rated below 3.

Table (A): Assessment for the multimedia-based training (MBT)

Assessment table for the multimedia-based training (MBT)		
Product identification:		
Name:	Version:	
		SCORE (1–5)
Category (a) ‘academic quality’		
Information reliability	1. The information is reliable.	
Information relevance	2. The information is relevant.	
Category (b) ‘pedagogical quality’		
Pedagogical formulation/ construction	3. The quality of the resource simplification is adequate.	
	4. The educational resource presents an appropriate number of overviews and summaries.	
	5. The resource is clearly structured (summaries, plans).	
	6. The structure promotes its use in the pedagogical context.	
Pedagogical strategies	7. The learning objectives are stated.	
	8. The resource includes stimuli to promote learning.	
	9. The resource creates interaction between student and instructor.	
	10. The active engagement of the student is fostered.	
	11. Student-centred learning is present.	
	12. Problem-solving tasks encourage learning.	
	13. The resource enables communication between students.	
	14. The student is able to see their learning progress.	
Student assessment methods	15. The resource provides a self-assessment procedure.	

Category (c) 'didactic quality'		
Learning activities	16.	The content refers to real-life situations that the student could possibly face in an actual maintenance environment.
Learning content	17.	The content is adequate to meet the learning objectives.
Category (d) 'technical quality'		
Design	18.	The content and organisation of the learning resource includes the appropriate use of colours, interactivity, graphic quality, animations, and illustrations.
Browsing	19.	Navigation methods are clear, consistent, and intuitive.
Technological aspects	20.	Multimedia techniques promote the transfer of information.
Final score:		

Notes:

The following shall be taken into account by the competent authority when assessing the MBT against the individual criteria listed in Table (A):

Categories:

(a) Academic quality

The information presented in the multimedia resource shall have two characteristics:

- i. Reliability: the information is reliable, current, and relatively free of errors. The information complies with the current regulatory requirements.
- ii. Relevance: the information is relevant to the learning objectives defined for the course. It supports the student in achieving the learning objectives.

(b) Pedagogical quality

The MBT emphasises the activities which promote the development of the required knowledge and skills.

The main criteria for each product are related to three aspects:

- i. Pedagogical formulation/construction: it is characterised by the quality of simplification, the presence of summaries as well as the use of diagrams, figures, animations, and illustrations. It evaluates whether the structure of the learning resource promotes its use in a pedagogical context. This refers to the ease of orientation (summary, lesson plan), presence of appropriate interactions, usability (back, forward, scroll boxes, etc.), and communication resources (questions and answers, FAQs, forum, etc.)
- ii. Pedagogical strategies: teaching and learning styles should be based on active teaching approaches to build meaningful situations related to learning objectives and to learner motivation.
- iii. Student assessment methods: methods are implemented to measure the achievement of learning objectives.

(c) Didactic quality

- i. Learning activities: the content refers to real-life situations the student could possibly face in an actual maintenance environment.
- ii. Learning content: the content is adequate to meet the learning objectives.

(d) Technical quality

This section assesses the design, browsing and technological aspects of the learning resources:

- i. Design: the content and organisation of the learning resource shall promote the appropriate use of colours, interactivity, graphic quality for selected images, animations, and illustrations.
- ii. Browsing: while navigating, the student should be able to find a plan, an index, or a detailed table of contents. The suggested choices or guidelines shall be clear and the groupings within the menus shall be consistent.
- iii. Technological aspects: multimedia techniques aim to combine and exploit the capacities of any new technology in education to enhance the transfer of knowledge. Therefore, the system shall favour the use of animations, simulations, or any other interactive elements.

APPENDICES TO AMC TO ANNEX III (PART-66)

Appendix I to AMC to Annex III — Aircraft Type Ratings for Part-66 Aircraft Maintenance Licences

ED Decision 2023/019/R

The following aircraft type ratings should be used to ensure a common standard throughout the Member States.

In order to keep this list up-to-date, if a Member State needs to issue a type rating that is not included in this list, the information should be passed on to EASA using the EASA 'Contact us' webpage (<https://www.easa.europa.eu/contact-us>).

The tables may erroneously contain aircraft models that fall within the definition of Annex I aircraft of Regulation (EU) 2018/1139. The requirements of Part-66 do not apply to these aircraft.

Notes on type rating (TR) endorsement covering several models/variants:

The endorsement of a type rating (TR) on the aircraft maintenance licence (AML), covering several models/variants, does not automatically imply that the AML holder has acquired the appropriate knowledge on each model/variant. In fact, the AML holder may only have received TR training and/or gained experience that was limited to one or several models or variants.

To demonstrate adequate competence on the relevant model(s)/variant(s), the AML holder and/or the maintenance organisation where the AML holder is contracted/employed is (are) responsible to verify that the model/variant has been adequately covered by the TR course or gained experience and is up to date.

Further explanation can be found in [AMC 66.A.20\(b\)3](#) and [AMC 145.A.35\(a\)](#).

Notes on when and how the licences should be modified:

The licensing authorities should implement the new type rating list within 6 months after publication of this Decision. During this implementation period, the old type ratings may still be endorsed. New applications for type ratings that are no longer certified by EASA should not be accepted. Licences with the old type ratings shall be endorsed with the amended type ratings, whenever the licensing authority deems necessary or the holder requests it; however, no later than the next renewal of the licence.

The instructions on how to endorse a modified type rating (for example, in the case of combined or split TRs) are included in the chapter 'Details of the changes' of explanatory note of the decision.

Notes on aircraft modified by a Supplemental Type Certificate (STC):

- This Appendix intends to include the type ratings of aircraft resulting from STCs for installation of a different engine. These STCs are those approved by EASA and those approved by the Member States before 2003 and grandfathered by EASA. STCs other than those for engines are not considered.

Example: The STC from JET AVIATION AG, approved by the LBA for replacement of GE CF 700 by Honeywell TFE731 on Fan Jet Falcon Series E, results in a new rating called 'Falcon 20E (Honeywell TFE731)'.

- However, the ratings from STCs for installation of an engine:
 - on part of the original airframe models, or

- from the same manufacturer, but of a type very similar to the original one, have not been added because they would have resulted in an already existing rating.

Examples:

- The STC from SILVERHAWK CONVERSIONS approved by EASA for installation of PT6A-135A on Beech C90, C90A and E90 would result in the Beech C90/C90A/E90 (PWC PT6) rating, but this is not listed because it is already included in the original Beech 90 Series (PWC PT6) rating.
- The STC from Air-Service Wildgruber GmbH approved by LBA for replacement of PWC PT6A-20 by PWC PT6A-27 would result in the De Havilland DHC-6-100 (PWC PT6) rating, but this is not listed because it is already included in the De Havilland DHC-6 (PWC PT6) rating in the table.
- EASA has not received all the information concerning STCs that have been previously approved by the Member States. As a result, not all STCs are considered by this publication.
- When the STC concerns the installation of an engine that falls under a different subcategory, e.g. replacement of a piston engine by a turboprop (a turbine engine), then the new type rating endorsement requires compliance with all the relevant criteria for basic knowledge, experience, type training, and on-the-job training (OJT).
- In case a type rating resulting from an STC has not been yet defined by EASA, the latter shall be contacted by the competent authority to agree on a new type rating to be used.

In the following tables:

- The table is alphabetically sorted first by TC/STC Holder, then by TR endorsement, and finally by Model.
- The column ‘TC Holder’ includes the TC holder as defined in the type certificate data sheets (TCDS) (EASA, FAA or other) or the specific airworthiness specifications (SAS).
- The column ‘STC Holder’ includes the STC holder as defined in the supplemental type certificate data sheets (STCDS) (EASA, FAA or other).
- Some TC holders’ designations have been corrected to add the information: ‘Aircraft with an SAS’, this means that the aircraft listed under this TC holder designation is considered to be an ‘orphan aircraft’ or General Aviation aircraft from CIS (former Soviet Union) countries.
- In Group 3, the column ‘Type of structure’ intends to assist the competent authorities in identifying the experience required for this type with a view to removing existing limitations on the licence.
- In Group 4, the column ‘Type of structure’ intends to assist the competent authorities in identifying the required ‘L’ subcategories.
- Wooden structure covered with fabric is considered to fall under wooden structure. For aeroplanes with a combination of structures, e.g. metal tubing fuselage and wooden wings, both experiences ‘metal tube covered with fabric’ and ‘wooden structure’ are required.
- In Group 3, the column ‘MTOM’ intends to assist the competent authorities in identifying the aeroplane types where the maximum take-off mass (MTOM) is:
 - above 2t requires a B1.2 and B2 or B2L licence, or
 - 2t and below requires a B1.2 or B3 and B2 or B2L licence.

- The column ‘NOTE’ in every table includes some useful information, when relevant, e.g.:
 - ELA1 or ELA2 aircraft.
 - ‘OSD Approved’ or ‘Pending OSD Approval’ means that an OSD-MCS (operational suitability data for maintenance certifying staff) exists or is still under the approval process at the date of publication of this ED Decision. OSD data is owned by the TCH (see TCHs contact list: <https://www.easa.europa.eu/document-library/operational-suitability-data/osd-contact-list>).
 - Type training courses approved before the approval of the OSD-MCS shall include the OSD elements within 2 years after the OSD-MCS approval.
 - STC reference number.
 - ‘TC (or STC) not yet released’ means that the type certificate (or STC) has not yet been released by EASA at the date of publication of this ED Decision, but the final model configuration is sufficiently mature that the type rating endorsement can be already defined. In this case, the initial training and licensing may start and be used for approval of type training courses and Part-66 licence endorsement. On the contrary, the associated rating for the maintenance organisation can be granted only after the type certification of the aircraft (or after the approval of the STC).

GROUP 1 AEROPLANES
ED Decision 2023/019/R

GROUP 1 AEROPLANES				
TC Holder	Model	Com. des.	Part-66 type rating endorsement	Note
328 Support Services	Dornier 328-100		Dornier 328-100 (PWC PW119)	
328 Support Services	Dornier 328-300		Dornier 328-300 (PWC PW306)	
AIR TRACTOR, INC.	AT-802		Air Tractor AT-800 Series (PWC PT6)	
AIR TRACTOR, INC.	AT-802A		Air Tractor AT-800 Series (PWC PT6)	
AIRBUS	A300 B1		Airbus A300 basic model (GE CF6)	
AIRBUS	A300 B2-1A		Airbus A300 basic model (GE CF6)	
AIRBUS	A300 B2-1C		Airbus A300 basic model (GE CF6)	
AIRBUS	A300 B2-202		Airbus A300 basic model (GE CF6)	
AIRBUS	A300 B2-203		Airbus A300 basic model (GE CF6)	
AIRBUS	A300 B2K-3C		Airbus A300 basic model (GE CF6)	
AIRBUS	A300 B4-102		Airbus A300 basic model (GE CF6)	
AIRBUS	A300 B4-103		Airbus A300 basic model (GE CF6)	
AIRBUS	A300 B4-203		Airbus A300 basic model (GE CF6)	
AIRBUS	A300 B4-2C		Airbus A300 basic model (GE CF6)	
AIRBUS	A300 C4-203		Airbus A300 basic model (GE CF6)	
AIRBUS	A300 F4-203		Airbus A300 basic model (GE CF6)	
AIRBUS	A300 B2-320		Airbus A300 basic model (PW JT9D)	
AIRBUS	A300 B4-120		Airbus A300 basic model (PW JT9D)	
AIRBUS	A300 B4-220		Airbus A300 basic model (PW JT9D)	
AIRBUS	A300 B4-601		Airbus A300-600 (GE CF6)	

GROUP 1 AEROPLANES				
TC Holder	Model	Com. des.	Part-66 type rating endorsement	Note
AIRBUS	A300 B4-603		Airbus A300-600 (GE CF6)	
AIRBUS	A300 B4-605 R		Airbus A300-600 (GE CF6)	
AIRBUS	A300 C4-605 R Variant F		Airbus A300-600 (GE CF6)	
AIRBUS	A300 F4-605 R		Airbus A300-600 (GE CF6)	
AIRBUS	A300 B4-622		Airbus A300-600 (PW 4000)	
AIRBUS	A300 B4-622 R		Airbus A300-600 (PW 4000)	
AIRBUS	A300 F4-622 R		Airbus A300-600 (PW 4000)	
AIRBUS	A300 B4-620		Airbus A300-600 (PW JT9D)	
AIRBUS	A300 C4-620		Airbus A300-600 (PW JT9D)	
AIRBUS	A300F4-608ST	Beluga	Airbus A300-600ST (GE CF6)	
AIRBUS	A310-203		Airbus A310 (GE CF6)	
AIRBUS	A310-203 C		Airbus A310 (GE CF6)	
AIRBUS	A310-204		Airbus A310 (GE CF6)	
AIRBUS	A310-304		Airbus A310 (GE CF6)	
AIRBUS	A310-308		Airbus A310 (GE CF6)	
AIRBUS	A310-324		Airbus A310 (PW 4000)	
AIRBUS	A310-325		Airbus A310 (PW 4000)	
AIRBUS	A310-221		Airbus A310 (PW JT9D)	
AIRBUS	A310-222		Airbus A310 (PW JT9D)	
AIRBUS	A310-322		Airbus A310 (PW JT9D)	
AIRBUS	A318-121		Airbus A318 (PW 6000)	
AIRBUS	A318-122		Airbus A318 (PW 6000)	
AIRBUS	A318-111		Airbus A318/A319/A320/A321 (CFM56)	
AIRBUS	A318-112		Airbus A318/A319/A320/A321 (CFM56)	
AIRBUS	A319-111		Airbus A318/A319/A320/A321 (CFM56)	
AIRBUS	A319-112		Airbus A318/A319/A320/A321 (CFM56)	
AIRBUS	A319-113		Airbus A318/A319/A320/A321 (CFM56)	
AIRBUS	A319-114		Airbus A318/A319/A320/A321 (CFM56)	
AIRBUS	A319-115		Airbus A318/A319/A320/A321 (CFM56)	
AIRBUS	A320-211		Airbus A318/A319/A320/A321 (CFM56)	
AIRBUS	A320-212		Airbus A318/A319/A320/A321 (CFM56)	
AIRBUS	A320-214		Airbus A318/A319/A320/A321 (CFM56)	
AIRBUS	A320-215		Airbus A318/A319/A320/A321 (CFM56)	

GROUP 1 AEROPLANES				
TC Holder	Model	Com. des.	Part-66 type rating endorsement	Note
AIRBUS	A320-216		Airbus A318/A319/A320/A321 (CFM56)	
AIRBUS	A321-111		Airbus A318/A319/A320/A321 (CFM56)	
AIRBUS	A321-112		Airbus A318/A319/A320/A321 (CFM56)	
AIRBUS	A321-211		Airbus A318/A319/A320/A321 (CFM56)	
AIRBUS	A321-212		Airbus A318/A319/A320/A321 (CFM56)	
AIRBUS	A321-213		Airbus A318/A319/A320/A321 (CFM56)	
AIRBUS	A319-151N	A319 NEO	Airbus A319/A320/A321 (CFM LEAP-1A)	
AIRBUS	A319-152N	A319 NEO	Airbus A319/A320/A321 (CFM LEAP-1A)	
AIRBUS	A319-153N	A319 NEO	Airbus A319/A320/A321 (CFM LEAP-1A)	
AIRBUS	A320-251N	A320 NEO	Airbus A319/A320/A321 (CFM LEAP-1A)	
AIRBUS	A320-252N	A320 NEO	Airbus A319/A320/A321 (CFM LEAP-1A)	
AIRBUS	A320-253N	A320 NEO	Airbus A319/A320/A321 (CFM LEAP-1A)	
AIRBUS	A321-251N	A321 NEO	Airbus A319/A320/A321 (CFM LEAP-1A)	
AIRBUS	A321-251NX	A321 NEO	Airbus A319/A320/A321 (CFM LEAP-1A)	
AIRBUS	A321-252N	A321 NEO	Airbus A319/A320/A321 (CFM LEAP-1A)	
AIRBUS	A321-252NX	A321 NEO	Airbus A319/A320/A321 (CFM LEAP-1A)	
AIRBUS	A321-253N	A321 NEO	Airbus A319/A320/A321 (CFM LEAP-1A)	
AIRBUS	A321-253NX	A321 NEO	Airbus A319/A320/A321 (CFM LEAP-1A)	
AIRBUS	A319-171N	A319 NEO	Airbus A319/A320/A321 (IAE PW1100G)	
AIRBUS	A319-172N	A319 NEO	Airbus A319/A320/A321 (IAE PW1100G)	TC not yet released
AIRBUS	A319-173N	A319 NEO	Airbus A319/A320/A321 (IAE PW1100G)	TC not yet released
AIRBUS	A320-271N	A320 NEO	Airbus A319/A320/A321 (IAE PW1100G)	
AIRBUS	A320-272N	A320 NEO	Airbus A319/A320/A321 (IAE PW1100G)	
AIRBUS	A320-273N	A320 NEO	Airbus A319/A320/A321 (IAE PW1100G)	

GROUP 1 AEROPLANES				
TC Holder	Model	Com. des.	Part-66 type rating endorsement	Note
AIRBUS	A321-271N	A321 NEO	Airbus A319/A320/A321 (IAE PW1100G)	
AIRBUS	A321-271NX	A321 NEO	Airbus A319/A320/A321 (IAE PW1100G)	
AIRBUS	A321-272N	A321 NEO	Airbus A319/A320/A321 (IAE PW1100G)	
AIRBUS	A321-272NX	A321 NEO	Airbus A319/A320/A321 (IAE PW1100G)	
AIRBUS	A319-131		Airbus A319/A320/A321 (IAE V2500)	
AIRBUS	A319-132		Airbus A319/A320/A321 (IAE V2500)	
AIRBUS	A319-133		Airbus A319/A320/A321 (IAE V2500)	
AIRBUS	A320-231		Airbus A319/A320/A321 (IAE V2500)	
AIRBUS	A320-232		Airbus A319/A320/A321 (IAE V2500)	
AIRBUS	A320-233		Airbus A319/A320/A321 (IAE V2500)	
AIRBUS	A321-131		Airbus A319/A320/A321 (IAE V2500)	
AIRBUS	A321-231		Airbus A319/A320/A321 (IAE V2500)	
AIRBUS	A321-232		Airbus A319/A320/A321 (IAE V2500)	
AIRBUS	A330-201		Airbus A330 (GE CF6)	
AIRBUS	A330-202		Airbus A330 (GE CF6)	
AIRBUS	A330-203		Airbus A330 (GE CF6)	
AIRBUS	A330-301		Airbus A330 (GE CF6)	
AIRBUS	A330-302		Airbus A330 (GE CF6)	
AIRBUS	A330-303		Airbus A330 (GE CF6)	
AIRBUS	A330-223		Airbus A330 (PW 4000)	
AIRBUS	A330-223F		Airbus A330 (PW 4000)	
AIRBUS	A330-321		Airbus A330 (PW 4000)	
AIRBUS	A330-322		Airbus A330 (PW 4000)	
AIRBUS	A330-323		Airbus A330 (PW 4000)	
AIRBUS	A330-743L	Beluga XL	Airbus A330 (RR Trent 700)	
AIRBUS	A330-243		Airbus A330 (RR Trent 700)	
AIRBUS	A330-243F		Airbus A330 (RR Trent 700)	
AIRBUS	A330-341		Airbus A330 (RR Trent 700)	
AIRBUS	A330-342		Airbus A330 (RR Trent 700)	
AIRBUS	A330-343		Airbus A330 (RR Trent 700)	
AIRBUS	A330-841	A330 NEO	Airbus A330 (RR Trent 7000)	
AIRBUS	A330-941	A330 NEO	Airbus A330 (RR Trent 7000)	
AIRBUS	A340-211		Airbus A340 (CFM56)	
AIRBUS	A340-212		Airbus A340 (CFM56)	
AIRBUS	A340-213		Airbus A340 (CFM56)	
AIRBUS	A340-311		Airbus A340 (CFM56)	
AIRBUS	A340-312		Airbus A340 (CFM56)	
AIRBUS	A340-313		Airbus A340 (CFM56)	
AIRBUS	A340-541		Airbus A340 (RR Trent 500)	
AIRBUS	A340-542		Airbus A340 (RR Trent 500)	
AIRBUS	A340-642		Airbus A340 (RR Trent 500)	

GROUP 1 AEROPLANES				
TC Holder	Model	Com. des.	Part-66 type rating endorsement	Note
AIRBUS	A340-643		Airbus A340 (RR Trent 500)	
AIRBUS	A350-1041		Airbus A350 (RR Trent XWB)	
AIRBUS	A350-941		Airbus A350 (RR Trent XWB)	
AIRBUS	A380-861		Airbus A380 (EA GP7200)	
AIRBUS	A380-841		Airbus A380 (RR Trent 900)	
AIRBUS	A380-842		Airbus A380 (RR Trent 900)	
Airbus Canada Limited Partnership	BD-500-1A10	A220-100	Bombardier BD-500 Series (PW PW1500G)	
Airbus Canada Limited Partnership	BD-500-1A11	A220-300	Bombardier BD-500 Series (PW PW1500G)	
Airbus Military Sociedad Limitada (AMSL)	A400M-180		Airbus A400M (EPI TP400)	
Aircraft Industries, a.s.	L410 NG	Turbolet	Let L-410 (GE H80)	
Aircraft Industries, a.s.	L410 UVP-E20	Turbolet	Let L-410 (GE H80)	
Aircraft Industries, a.s.	L410 UVP-E20 CARGO	Turbolet	Let L-410 (GE H80)	
Aircraft Industries, a.s.	L410 M Turbolet	Turbolet	Let L-410 (Walter M601)	
Aircraft Industries, a.s.	L410 UVP - Turbolet	Turbolet	Let L-410 (Walter M601)	
Aircraft Industries, a.s.	L410 UVP-E	Turbolet	Let L-410 (Walter M601)	
Aircraft Industries, a.s.	L410 UVP-E20	Turbolet	Let L-410 (Walter M601)	
Aircraft Industries, a.s.	L410 UVP-E20 CARGO	Turbolet	Let L-410 (Walter M601)	
Aircraft Industries, a.s.	L410 UVP-E9	Turbolet	Let L-410 (Walter M601)	
Aircraft Industries, a.s.	L410 UVP-E-LW	Turbolet	Let L-410 (Walter M601)	
Aircraft Industries, a.s.	L410 UVP-LW	Turbolet	Let L-410 (Walter M601)	
Aircraft Industries, a.s.	L420		Let L-420 (Walter M601)	
ALENIA AERMACCHI	C-27J		Alenia C-27 (Allison/RR AE2100)	
ANTONOV	AN-26		Antonov AN26 (Ivchenko AI-24)	
ANTONOV	AN-26B		Antonov AN26 (Ivchenko AI-24)	

GROUP 1 AEROPLANES				
TC Holder	Model	Com. des.	Part-66 type rating endorsement	Note
Antonov Aeronautical Scientific and Technical Complex (Aircraft with SAS)	Antonov An-28		Antonov An-28 (TBД)	Refer to EASA.SAS.A.091 for s/n applicability.
ASI AVIATION	F 406		Reims-Cessna F 406 (PWC PT6)	
ATR-GIE Avions de Transport Régional	ATR 42-200		ATR 42-200/300 series (PWC PW120)	
ATR-GIE Avions de Transport Régional	ATR 42-300		ATR 42-200/300 series (PWC PW120)	
ATR-GIE Avions de Transport Régional	ATR 42-320		ATR 42-200/300 series (PWC PW120)	
ATR-GIE Avions de Transport Régional	ATR 42-400		ATR 42-400/500/72-212A (PWC PW120)	
ATR-GIE Avions de Transport Régional	ATR 42-500	42-500 42-600	ATR 42-400/500/72-212A (PWC PW120)	
ATR-GIE Avions de Transport Régional	ATR 72-212 A	72-500 72-600	ATR 42-400/500/72-212A (PWC PW120)	
ATR-GIE Avions de Transport Régional	ATR 72-101		ATR 72-100/200 series (PWC PW120)	
ATR-GIE Avions de Transport Régional	ATR 72-102		ATR 72-100/200 series (PWC PW120)	
ATR-GIE Avions de Transport Régional	ATR 72-201		ATR 72-100/200 series (PWC PW120)	
ATR-GIE Avions de Transport Régional	ATR 72-202		ATR 72-100/200 series (PWC PW120)	
ATR-GIE Avions de Transport Régional	ATR 72-211		ATR 72-100/200 series (PWC PW120)	
ATR-GIE Avions de Transport Régional	ATR 72-212		ATR 72-100/200 series (PWC PW120)	
BAE SYSTEMS (OPERATIONS) Ltd	ATP		ATP (PWC PW120)	

GROUP 1 AEROPLANES				
TC Holder	Model	Com. des.	Part-66 type rating endorsement	Note
BAE SYSTEMS (OPERATIONS) Ltd	AVRO 146-RJ100		BAe 146/ AVRO 146-RJ (Honeywell ALF500 Series)	
BAE SYSTEMS (OPERATIONS) Ltd	AVRO 146-RJ115		BAe 146/ AVRO 146-RJ (Honeywell ALF500 Series)	
BAE SYSTEMS (OPERATIONS) Ltd	AVRO 146-RJ70		BAe 146/ AVRO 146-RJ (Honeywell ALF500 Series)	
BAE SYSTEMS (OPERATIONS) Ltd	AVRO 146-RJ85		BAe 146/ AVRO 146-RJ (Honeywell ALF500 Series)	
BAE SYSTEMS (OPERATIONS) Ltd	BAe 146 Series 100		BAe 146/ AVRO 146-RJ (Honeywell ALF500 Series)	
BAE SYSTEMS (OPERATIONS) Ltd	BAe 146 Series 200		BAe 146/ AVRO 146-RJ (Honeywell ALF500 Series)	
BAE SYSTEMS (OPERATIONS) Ltd	BAe 146 Series 300		BAe 146/ AVRO 146-RJ (Honeywell ALF500 Series)	
BAE SYSTEMS (OPERATIONS) Ltd	HS 748 Series 1		HS748 (RRD Dart)	
BAE SYSTEMS (OPERATIONS) Ltd	HS 748 Series 2		HS748 (RRD Dart)	
BAE SYSTEMS (OPERATIONS) Ltd	HS 748 Series 2A		HS748 (RRD Dart)	
BAE SYSTEMS (OPERATIONS) Ltd	HS 748 Series 2B		HS748 (RRD Dart)	
BAE SYSTEMS (OPERATIONS) Ltd	Jetstream 3100 Series	Jetstream 31	Jetstream 31/32 (Honeywell TPE331)	
BAE SYSTEMS (OPERATIONS) Ltd	Jetstream 3200 Series	Jetstream 32/32EP	Jetstream 31/32 (Honeywell TPE331)	
BAE SYSTEMS (OPERATIONS) Ltd	Jetstream 4100 Series		Jetstream 41 (Honeywell TPE331)	
BEECHCRAFT Corporation	200		Beech 200 Series (PWC PT6)	
BEECHCRAFT Corporation	300LW	Super King Air	Beech 300 Series (PWC PT6)	
BEECHCRAFT Corporation	F90	King Air	Beech 90 Series (PWC PT6)	

GROUP 1 AEROPLANES				
TC Holder	Model	Com. des.	Part-66 type rating endorsement	Note
BEEHCRAFT Corporation	A99	Airliner	Beech 99/100 Series (PWC PT6)	
BEEHCRAFT Corporation	A99A	Airliner	Beech 99/100 Series (PWC PT6)	
BEEHCRAFT Corporation	B99	Airliner	Beech 99/100 Series (PWC PT6)	
BEEHCRAFT Corporation	C99	Airliner	Beech 99/100 Series (PWC PT6)	
BEEHCRAFT Corporation	100	King Air	Beech 99/100 Series (PWC PT6)	
BEEHCRAFT Corporation	A100	King Air	Beech 99/100 Series (PWC PT6)	
BEEHCRAFT Corporation	A100A	King Air	Beech 99/100 Series (PWC PT6)	
BEEHCRAFT Corporation	99		Beech 99/100 Series (PWC PT6)	
BEEHCRAFT Corporation	99A		Beech 99/100 Series (PWC PT6)	
BEEHCRAFT Corporation	B100		Beech B100 (Honeywell TPE331)	
BERIEV Aircraft Company	Be-200ES-E		Beriev 200 (Ivchenko D-436TP)	
B-N GROUP Ltd. (Britten-Norman)	BN2T	Turbine Islander	Britten-Norman BN2T Series (RR Corp 250)	
B-N GROUP Ltd. (Britten-Norman)	BN2T-2	Turbine Islander	Britten-Norman BN2T Series (RR Corp 250)	
B-N GROUP Ltd. (Britten-Norman)	BN2T-2R	Turbine Islander	Britten-Norman BN2T Series (RR Corp 250)	
B-N GROUP Ltd. (Britten-Norman)	BN2T-4R	Turbine Islander	Britten-Norman BN2T Series (RR Corp 250)	
B-N GROUP Ltd. (Britten-Norman)	BN2T-4S	Turbine Islander	Britten-Norman BN2T Series (RR Corp 250)	
BOEING COMPANY (THE)	707-200	B707	Boeing 707 (PW JT4)	
BOEING COMPANY (THE)	707-300 Series	B707	Boeing 707 (PW JT4)	
BOEING COMPANY (THE)	707-400	B707	Boeing 707 (RR Conway)	
BOEING COMPANY (THE)	720	B707	Boeing 707/720 (PW JT3D)	
BOEING COMPANY (THE)	707-100 Long Body	B707	Boeing 707/720 (PW JT3D)	

GROUP 1 AEROPLANES				
TC Holder	Model	Com. des.	Part-66 type rating endorsement	Note
BOEING COMPANY (THE)	707-100B Long Body	B707	Boeing 707/720 (PW JT3D)	
BOEING COMPANY (THE)	707-100B Short Body	B707	Boeing 707/720 (PW JT3D)	
BOEING COMPANY (THE)	707-300	B707	Boeing 707/720 (PW JT3D)	
BOEING COMPANY (THE)	707-300C	B707	Boeing 707/720 (PW JT3D)	
BOEING COMPANY (THE)	720B	B707	Boeing 707/720 (PW JT3D)	
BOEING COMPANY (THE)	727	B727	Boeing 727 (PW JT8D)	
BOEING COMPANY (THE)	727-100	B727	Boeing 727 (PW JT8D)	
BOEING COMPANY (THE)	727-100C	B727	Boeing 727 (PW JT8D)	
BOEING COMPANY (THE)	727-200	B727	Boeing 727 (PW JT8D)	
BOEING COMPANY (THE)	727-200F	B727	Boeing 727 (PW JT8D)	
BOEING COMPANY (THE)	727C	B727	Boeing 727 (PW JT8D)	
BOEING COMPANY (THE)	737-100	B737 Classic	Boeing 737-100/200 (PW JT8D)	
BOEING COMPANY (THE)	737-200	B737 Classic	Boeing 737-100/200 (PW JT8D)	
BOEING COMPANY (THE)	737-200C	B737 Classic	Boeing 737-100/200 (PW JT8D)	
BOEING COMPANY (THE)	737-300	B737 Classic	Boeing 737-300/400/500 (CFM56)	
BOEING COMPANY (THE)	737-400	B737 Classic	Boeing 737-300/400/500 (CFM56)	
BOEING COMPANY (THE)	737-500	B737 Classic	Boeing 737-300/400/500 (CFM56)	
BOEING COMPANY (THE)	737-600	B737 Next Generation	Boeing 737-600/700/800/900 (CFM56)	
BOEING COMPANY (THE)	737-700	B737 Next Generation	Boeing 737-600/700/800/900 (CFM56)	
BOEING COMPANY (THE)	737-800	B737 Next Generation	Boeing 737-600/700/800/900 (CFM56)	
BOEING COMPANY (THE)	737-900	B737 Next Generation	Boeing 737-600/700/800/900 (CFM56)	
BOEING COMPANY (THE)	737-900ER	B737 Next Generation	Boeing 737-600/700/800/900 (CFM56)	
BOEING COMPANY (THE)	737-7	B737 MAX	Boeing 737-7/8/9 (CFM LEAP-1B)	TC not yet released
BOEING COMPANY (THE)	737-8	B737 MAX	Boeing 737-7/8/9 (CFM LEAP-1B)	

GROUP 1 AEROPLANES				
TC Holder	Model	Com. des.	Part-66 type rating endorsement	Note
BOEING COMPANY (THE)	737-8200	B737 MAX	Boeing 737-7/8/9 (CFM LEAP-1B)	
BOEING COMPANY (THE)	737-9	B737 MAX	Boeing 737-7/8/9 (CFM LEAP-1B)	
BOEING COMPANY (THE)	747-100	B747	Boeing 747-100 (PW JT9D)	
BOEING COMPANY (THE)	747-200	B747	Boeing 747-200/300 (GE CF6)	
BOEING COMPANY (THE)	747-200C	B747	Boeing 747-200/300 (GE CF6)	
BOEING COMPANY (THE)	747-200F	B747	Boeing 747-200/300 (GE CF6)	
BOEING COMPANY (THE)	747-300	B747	Boeing 747-200/300 (GE CF6)	
BOEING COMPANY (THE)	747-200	B747	Boeing 747-200/300 (PW JT9D)	
BOEING COMPANY (THE)	747-200C	B747	Boeing 747-200/300 (PW JT9D)	
BOEING COMPANY (THE)	747-200F	B747	Boeing 747-200/300 (PW JT9D)	
BOEING COMPANY (THE)	747-300	B747	Boeing 747-200/300 (PW JT9D)	
BOEING COMPANY (THE)	747-200	B747	Boeing 747-200/300 (RR RB211)	
BOEING COMPANY (THE)	747-200C	B747	Boeing 747-200/300 (RR RB211)	
BOEING COMPANY (THE)	747-200F	B747	Boeing 747-200/300 (RR RB211)	
BOEING COMPANY (THE)	747-300	B747	Boeing 747-200/300 (RR RB211)	
BOEING COMPANY (THE)	747-400	B747	Boeing 747-400 (GE CF6)	
BOEING COMPANY (THE)	747-400F	B747	Boeing 747-400 (GE CF6)	
BOEING COMPANY (THE)	747-400BCF	B747F/SF	Boeing 747-400 (GE CF6)	
BOEING COMPANY (THE)	747-400	B747	Boeing 747-400 (PW 4000)	
BOEING COMPANY (THE)	747-400F	B747	Boeing 747-400 (PW 4000)	
BOEING COMPANY (THE)	747-400CF	B747F/SF	Boeing 747-400 (PW 4000)	
BOEING COMPANY (THE)	747-400	B747	Boeing 747-400 (RR RB211)	
BOEING COMPANY (THE)	747-400F	B747	Boeing 747-400 (RR RB211)	
BOEING COMPANY (THE)	747-400CF	B747F/SF	Boeing 747-400 (RR RB211)	

GROUP 1 AEROPLANES				
TC Holder	Model	Com. des.	Part-66 type rating endorsement	Note
BOEING COMPANY (THE)	747-8	B747	Boeing 747-8 (GE GEnx)	
BOEING COMPANY (THE)	747-8F	Freighter	Boeing 747-8 (GE GEnx)	
BOEING COMPANY (THE)	747SP		Boeing 747SP (PW JT9D)	
BOEING COMPANY (THE)	757-200	B757	Boeing 757-200/300 (PW 2000)	
BOEING COMPANY (THE)	757-200PF	B757	Boeing 757-200/300 (PW 2000)	
BOEING COMPANY (THE)	757-300	B757	Boeing 757-200/300 (PW 2000)	
BOEING COMPANY (THE)	757-200	B757	Boeing 757-200/300 (RR RB211)	
BOEING COMPANY (THE)	757-200PF	B757	Boeing 757-200/300 (RR RB211)	
BOEING COMPANY (THE)	757-300	B757	Boeing 757-200/300 (RR RB211)	
BOEING COMPANY (THE)	767-200	B767	Boeing 767-200/300 (PW 4000)	
BOEING COMPANY (THE)	767-300	B767	Boeing 767-200/300 (PW 4000)	
BOEING COMPANY (THE)	767-300CF	B767	Boeing 767-200/300 (PW 4000)	
BOEING COMPANY (THE)	767-200	B767	Boeing 767-200/300 (PW JT9D)	
BOEING COMPANY (THE)	767-300	B767	Boeing 767-200/300 (PW JT9D)	
BOEING COMPANY (THE)	767-300CF	B767	Boeing 767-200/300 (PW JT9D)	
BOEING COMPANY (THE)	767-200	B767	Boeing 767-200/300/400 (GE CF6)	
BOEING COMPANY (THE)	767-300	B767	Boeing 767-200/300/400 (GE CF6)	
BOEING COMPANY (THE)	767-300CF	B767	Boeing 767-200/300/400 (GE CF6)	
BOEING COMPANY (THE)	767-300F	B767	Boeing 767-200/300/400 (GE CF6)	
BOEING COMPANY (THE)	767-400ER	B767	Boeing 767-200/300/400 (GE CF6)	
BOEING COMPANY (THE)	767-300	B767	Boeing 767-300 (RR RB211)	
BOEING COMPANY (THE)	777-200	B777	Boeing 777-200/300 (GE 90)	
BOEING COMPANY (THE)	777-200LR	B777	Boeing 777-200/300 (GE 90)	

GROUP 1 AEROPLANES				
TC Holder	Model	Com. des.	Part-66 type rating endorsement	Note
BOEING COMPANY (THE)	777-300ER	B777	Boeing 777-200/300 (GE 90)	
BOEING COMPANY (THE)	777F	Freighter	Boeing 777-200/300 (GE 90)	
BOEING COMPANY (THE)	777-200	B777	Boeing 777-200/300 (PW 4000)	
BOEING COMPANY (THE)	777-300	B777	Boeing 777-200/300 (PW 4000)	
BOEING COMPANY (THE)	777-200	B777	Boeing 777-200/300 (RR Trent 800)	
BOEING COMPANY (THE)	777-300	B777	Boeing 777-200/300 (RR Trent 800)	
BOEING COMPANY (THE)	787-10	Dreamliner	Boeing 787-8/9/10 (GENx)	
BOEING COMPANY (THE)	787-8	Dreamliner	Boeing 787-8/9/10 (GENx)	
BOEING COMPANY (THE)	787-9	Dreamliner	Boeing 787-8/9/10 (GENx)	
BOEING COMPANY (THE)	787-10	Dreamliner	Boeing 787-8/9/10 (RR Trent 1000)	
BOEING COMPANY (THE)	787-8	Dreamliner	Boeing 787-8/9/10 (RR Trent 1000)	
BOEING COMPANY (THE)	787-9	Dreamliner	Boeing 787-8/9/10 (RR Trent 1000)	
BOMBARDIER	BD-100-1A10	Challenger 300 Challenger 350	Bombardier BD-100-1A10 (Honeywell AS907)	
BOMBARDIER	BD-700-1A11	Global 5000 Global 5000 GVFD Global 5500	Bombardier BD-700 Series (RRD BR700-710)	
BOMBARDIER	BD-700-1A10	Global Express Global 6000 Global 6500	Bombardier BD-700 Series (RRD BR700-710)	
BOMBARDIER	BD-700-2A12	Global 7500	Bombardier BD-700 2A12 (GE Passport 20)	
BOMBARDIER	CL-600-1A11 (600)	Challenger 600	Bombardier CL-600-1A11 (Honeywell ALF502)	
BOMBARDIER	CL-600-2A12 (601 Variant)	Challenger 601	Bombardier CL-600-2A12/2B16 (601/601-3A/3R Variant) (GE CF34)	
BOMBARDIER	CL-600-2B16 (601-3A Variant)	Challenger 601-3A	Bombardier CL-600-2A12/2B16 (601/601-3A/3R Variant) (GE CF34)	
BOMBARDIER	CL-600-2B16 (601-3R Variant)	Challenger 601-3R	Bombardier CL-600-2A12/2B16 (601/601-3A/3R Variant) (GE CF34)	
BOMBARDIER	CL-600-2B16 (604 Variant)	Challenger 604 (MSN < 5701) Challenger 605	Bombardier CL-600-2B16 (604 Variant) (GE CF34)	

GROUP 1 AEROPLANES				
TC Holder	Model	Com. des.	Part-66 type rating endorsement	Note
		(5701<=MSN <= 5990) Challenger 650 (MSN ≥ 6050)		
CIRRUS Design Corporation	SF50		CIRRUS SF50 (Williams FJ33)	
DAHER AEROSPACE	TBM700 A		Socata TBM700 (PWC PT6)	
DAHER AEROSPACE	TBM700 B		Socata TBM700 (PWC PT6)	
DAHER AEROSPACE	TBM700 C1		Socata TBM700 (PWC PT6)	
DAHER AEROSPACE	TBM700 C2		Socata TBM700 (PWC PT6)	
DAHER AEROSPACE	TBM700 N		Socata TBM700 (PWC PT6)	
DASSAULT AVIATION	Falcon 10		Falcon 10 (Honeywell TFE731)	
DASSAULT AVIATION	Fan Jet Falcon	(Basic) Fan Jet Falcon	Falcon 20 (GE CF700)	
DASSAULT AVIATION	Fan Jet Falcon C		Falcon 20 (GE CF700)	
DASSAULT AVIATION	Fan Jet Falcon D		Falcon 20 (GE CF700)	
DASSAULT AVIATION	Fan Jet Falcon E		Falcon 20 (GE CF700)	
DASSAULT AVIATION	Fan Jet Falcon F		Falcon 20 (GE CF700)	
DASSAULT AVIATION	Fan Jet Falcon G		Falcon 200 (Honeywell ATF 3-6)	
DASSAULT AVIATION	Mystère Falcon 200		Falcon 200 (Honeywell ATF 3-6)	
DASSAULT AVIATION	Mystère Falcon 20GF		Falcon 200 (Honeywell ATF 3-6)	
DASSAULT AVIATION	Falcon 2000		Falcon 2000 (CFE 738)	
DASSAULT AVIATION	Falcon 2000EX		Falcon 2000EX (PWC PW308)	OSD approved on 30.10.2015.
DASSAULT AVIATION	Falcon 2000EX	F2000EX EASy F2000DX F2000LX F2000LXS F2000S	Falcon 2000EX EASy (PWC PW308C)	OSD approved on 30.10.2015.
DASSAULT AVIATION	Mystère Falcon 20-C5		Falcon 20-5 (Honeywell TFE731)	

GROUP 1 AEROPLANES				
TC Holder	Model	Com. des.	Part-66 type rating endorsement	Note
DASSAULT AVIATION	Mystère Falcon 20-D5		Falcon 20-5 (Honeywell TFE731)	
DASSAULT AVIATION	Mystère Falcon 20-E5		Falcon 20-5 (Honeywell TFE731)	
DASSAULT AVIATION	Mystère Falcon 20-F5		Falcon 20-5 (Honeywell TFE731)	
DASSAULT AVIATION	Mystère Falcon 50		Falcon 50 (Honeywell TFE731)	
DASSAULT AVIATION	Mystère Falcon 50	F50EX	Falcon 50EX (Honeywell TFE731)	
DASSAULT AVIATION	Falcon 6X	Falcon 6X	Falcon 6X (PW812D)	OSD mandatory.
DASSAULT AVIATION	Falcon 7X	Falcon 7X Falcon 8X	Falcon 7X (PW307)	OSD approved on 30.6.2016.
DASSAULT AVIATION	Mystère Falcon 900	Falcon 900 Falcon 900B	Falcon 900 (Honeywell TFE731)	
DASSAULT AVIATION	Mystère Falcon 900	F900C	Falcon 900C/EX (Honeywell TFE 731)	
DASSAULT AVIATION	Falcon 900EX		Falcon 900C/EX (Honeywell TFE 731)	
DASSAULT AVIATION	Falcon 900EX	F900EX EASy F900DX F900LX	Falcon 900EX EASy (Honeywell TFE731)	
DE HAVILLAND AIRCRAFT OF CANADA LIMITED	DHC-8-102	DHC-8 Series 100	Bombardier DHC-8-100/200/300 (PWC PW 120)	
DE HAVILLAND AIRCRAFT OF CANADA LIMITED	DHC-8-103	DHC-8 Series 100	Bombardier DHC-8-100/200/300 (PWC PW 120)	
DE HAVILLAND AIRCRAFT OF CANADA LIMITED	DHC-8-106	DHC-8 Series 100	Bombardier DHC-8-100/200/300 (PWC PW 120)	
DE HAVILLAND AIRCRAFT OF CANADA LIMITED	DHC-8-201	DHC-8 Series 200	Bombardier DHC-8-100/200/300 (PWC PW 120)	
DE HAVILLAND AIRCRAFT OF CANADA LIMITED	DHC-8-202	DHC-8 Series 200	Bombardier DHC-8-100/200/300 (PWC PW 120)	
DE HAVILLAND AIRCRAFT OF CANADA LIMITED	DHC-8-301	DHC-8 Series 300	Bombardier DHC-8-100/200/300 (PWC PW 120)	

GROUP 1 AEROPLANES				
TC Holder	Model	Com. des.	Part-66 type rating endorsement	Note
DE HAVILLAND AIRCRAFT OF CANADA LIMITED	DHC-8-311	DHC-8 Series 300	Bombardier DHC-8-100/200/300 (PWC PW 120)	
DE HAVILLAND AIRCRAFT OF CANADA LIMITED	DHC-8-314	DHC-8 Series 300	Bombardier DHC-8-100/200/300 (PWC PW 120)	
DE HAVILLAND AIRCRAFT OF CANADA LIMITED	DHC-8-315	DHC-8 Series 300	Bombardier DHC-8-100/200/300 (PWC PW 120)	
DE HAVILLAND AIRCRAFT OF CANADA LIMITED	DHC-8-401	DHC-8 Series 400	Bombardier DHC-8-400 (PWC PW150)	
DE HAVILLAND AIRCRAFT OF CANADA LIMITED	DHC-8-402	DHC-8 Series 400	Bombardier DHC-8-400 (PWC PW150)	
DORNIER SEAWINGS GmbH	Seastar CD2		Dornier Seastar CD2 (PWC PT6)	
EADS CASA	C-212-CB	Aviocar	CASA C-212 (Honeywell TPE331)	
EADS CASA	C-212-CC	Aviocar	CASA C-212 (Honeywell TPE331)	
EADS CASA	C-212-CD	Aviocar	CASA C-212 (Honeywell TPE331)	
EADS CASA	C-212-CE	Aviocar	CASA C-212 (Honeywell TPE331)	
EADS CASA	C-212-CF	Aviocar	CASA C-212 (Honeywell TPE331)	
EADS CASA	C-212-DD	Aviocar	CASA C-212 (Honeywell TPE331)	
EADS CASA	C-212-DF	Aviocar	CASA C-212 (Honeywell TPE331)	
EADS CASA	C-212-EE	Aviocar	CASA C-212 (Honeywell TPE331)	
EADS CASA	C-212-VA	Aviocar	CASA C-212 (Honeywell TPE331)	
EADS CASA	C-212-DE	Aviocar	CASA C-212 (PWC PT6)	
EADS CASA	C-295		CASA C-295 (PWC PW127)	
EADS CASA	CN-235		CASA CN-235 (GE CT7)	
EADS CASA	CN-235-100		CASA CN-235 (GE CT7)	
EADS CASA	CN-235-200		CASA CN-235 (GE CT7)	
EADS CASA	CN-235-300		CASA CN-235 (GE CT7)	
ECLIPSE AEROSPACE Inc.	EA500		Eclipse EA500 (PWC PW610)	
EMBRAER S.A.	EMB-110K1	Bandeirante	Embraer EMB-110 (PWC PT6)	
EMBRAER S.A.	EMB-110P1	Bandeirante	Embraer EMB-110 (PWC PT6)	
EMBRAER S.A.	EMB-110P2	Bandeirante	Embraer EMB-110 (PWC PT6)	
EMBRAER S.A.	EMB-120	Brasilia	Embraer EMB-120 (PWC PW110 Series)	

GROUP 1 AEROPLANES				
TC Holder	Model	Com. des.	Part-66 type rating endorsement	Note
EMBRAER S.A.	EMB-120ER	Brasilia	Embraer EMB-120 (PWC PW110 Series)	
EMBRAER S.A.	EMB-120RT	Brasilia	Embraer EMB-120 (PWC PW110 Series)	
EMBRAER S.A.	EMB-121A	Xingu I	Embraer EMB-121 (PWC PT6)	
EMBRAER S.A.	EMB-121A1	Xingu II	Embraer EMB-121 (PWC PT6)	
EMBRAER S.A.	EMB-135BJ	Legacy 600 Legacy 650	Embraer EMB-135/145 (RR Corp AE3007A)	
EMBRAER S.A.	EMB-135ER		Embraer EMB-135/145 (RR Corp AE3007A)	
EMBRAER S.A.	EMB-135LR		Embraer EMB-135/145 (RR Corp AE3007A)	
EMBRAER S.A.	EMB-145		Embraer EMB-135/145 (RR Corp AE3007A)	
EMBRAER S.A.	EMB-145EP		Embraer EMB-135/145 (RR Corp AE3007A)	
EMBRAER S.A.	EMB-145ER		Embraer EMB-135/145 (RR Corp AE3007A)	
EMBRAER S.A.	EMB-145EU		Embraer EMB-135/145 (RR Corp AE3007A)	
EMBRAER S.A.	EMB-145LR		Embraer EMB-135/145 (RR Corp AE3007A)	
EMBRAER S.A.	EMB-145LU		Embraer EMB-135/145 (RR Corp AE3007A)	
EMBRAER S.A.	EMB-145MK		Embraer EMB-135/145 (RR Corp AE3007A)	
EMBRAER S.A.	EMB-145MP		Embraer EMB-135/145 (RR Corp AE3007A)	
EMBRAER S.A.	EMB-500	Phenom 100	Embraer EMB-500 (PWC PW617)	
EMBRAER S.A.	EMB-505	Phenom 300	Embraer EMB-505 (PWC PW535)	
EMBRAER S.A.	EMB-545	Legacy 450	Embraer EMB-545/550 (Honeywell AS907)	
EMBRAER S.A.	EMB-550	Legacy 500	Embraer EMB-545/550 (Honeywell AS907)	
EMBRAER S.A.	ERJ 170-100 LR	ERJ-170	Embraer ERJ-170 Series (GE CF34)	
EMBRAER S.A.	ERJ 170-100 STD	ERJ-170	Embraer ERJ-170 Series (GE CF34)	
EMBRAER S.A.	ERJ 170-200 LR	ERJ-175	Embraer ERJ-170 Series (GE CF34)	
EMBRAER S.A.	ERJ 170-200 STD	ERJ-175	Embraer ERJ-170 Series (GE CF34)	
EMBRAER S.A.	ERJ 190-100 LR	ERJ-190	Embraer ERJ-190 Series (GE CF34)	
EMBRAER S.A.	ERJ 190-100 SR	ERJ-190	Embraer ERJ-190 Series (GE CF34)	
EMBRAER S.A.	ERJ 190-100 STD	ERJ-190	Embraer ERJ-190 Series (GE CF34)	
EMBRAER S.A.	ERJ 190-100 IGW	ERJ-190 AR	Embraer ERJ-190 Series (GE CF34)	

GROUP 1 AEROPLANES				
TC Holder	Model	Com. des.	Part-66 type rating endorsement	Note
EMBRAER S.A.	ERJ 190-200 LR	ERJ-195	Embraer ERJ-190 Series (GE CF34)	
EMBRAER S.A.	ERJ 190-200 STD	ERJ-195	Embraer ERJ-190 Series (GE CF34)	
EMBRAER S.A.	ERJ 190-200 IGW	ERJ-195 AR	Embraer ERJ-190 Series (GE CF34)	
EMBRAER S.A.	ERJ 190-100 ECJ	Lineage 1000	Embraer ERJ-190 Series (GE CF34)	
EMBRAER S.A.	ERJ 190-300	EMBRAER 190E2	Embraer ERJ-190 Series (PW 1900G)	
EMBRAER S.A.	ERJ 190-400	EMBRAER 195-E2	Embraer ERJ-190 Series (PW 1900G)	
FOKKER SERVICES	F27 Mark 050	Fokker 50	Fokker 50/60 Series (PWC PW 125/127)	
FOKKER SERVICES	F27 Mark 0502	Fokker 50	Fokker 50/60 Series (PWC PW 125/127)	
FOKKER SERVICES	F27 Mark 0604	Fokker 60	Fokker 50/60 Series (PWC PW 125/127)	
FOKKER SERVICES	F28 Mark 0100	Fokker 100	Fokker 70/100 (RRD Tay)	
FOKKER SERVICES	F28 Mark 0070	Fokker 70	Fokker 70/100 (RRD Tay)	
FOKKER SERVICES	F27 Mark 100	Friendship	Fokker F27 / Fairchild F-27/FH-227 Series (RRD Dart)	
FOKKER SERVICES	F27 Mark 200	Friendship	Fokker F27 / Fairchild F-27/FH-227 Series (RRD Dart)	
FOKKER SERVICES	F27 Mark 300	Friendship	Fokker F27 / Fairchild F-27/FH-227 Series (RRD Dart)	
FOKKER SERVICES	F27 Mark 400	Friendship	Fokker F27 / Fairchild F-27/FH-227 Series (RRD Dart)	
FOKKER SERVICES	F27 Mark 500	Friendship	Fokker F27 / Fairchild F-27/FH-227 Series (RRD Dart)	
FOKKER SERVICES	F27 Mark 600	Friendship	Fokker F27 / Fairchild F-27/FH-227 Series (RRD Dart)	
FOKKER SERVICES	F27 Mark 700	Friendship	Fokker F27 / Fairchild F-27/FH-227 Series (RRD Dart)	
FOKKER SERVICES	F28 Mark 1000	Fellowship	Fokker F28 Series (RRD Spey)	
FOKKER SERVICES	F28 Mark 1000C	Fellowship	Fokker F28 Series (RRD Spey)	
FOKKER SERVICES	F28 Mark 2000	Fellowship	Fokker F28 Series (RRD Spey)	
FOKKER SERVICES	F28 Mark 3000	Fellowship	Fokker F28 Series (RRD Spey)	
FOKKER SERVICES	F28 Mark 3000C	Fellowship	Fokker F28 Series (RRD Spey)	
FOKKER SERVICES	F28 Mark 3000R	Fellowship	Fokker F28 Series (RRD Spey)	

GROUP 1 AEROPLANES				
TC Holder	Model	Com. des.	Part-66 type rating endorsement	Note
FOKKER SERVICES	F28 Mark 3000RC	Fellowship	Fokker F28 Series (RRD Spey)	
FOKKER SERVICES	F28 Mark 4000	Fellowship	Fokker F28 Series (RRD Spey)	
GROB Aircraft AG	G520 EGRETT		Grob G 520 Series (Honeywell TPE331)	
GROB Aircraft AG	G520T		Grob G 520 Series (Honeywell TPE331)	
GULFSTREAM AEROSPACE Corporation	G-1159	Gulfstream II	Gulfstream G-1159 Series (RRD Spey)	
GULFSTREAM AEROSPACE Corporation	G-1159A	Gulfstream IIB	Gulfstream G-1159 Series (RRD Spey)	
GULFSTREAM AEROSPACE Corporation	G-1159B	Gulfstream III	Gulfstream G-1159 Series (RRD Spey)	
GULFSTREAM AEROSPACE Corporation	G-159	Gulfstream I	Gulfstream G-159 (RRD Dart)	
GULFSTREAM AEROSPACE Corporation	G-IV	Gulfstream G-IV/GIV-SP	Gulfstream GIV/GIV-SP Series (RRD Tay)	
GULFSTREAM AEROSPACE Corporation	GIV-X	Gulfstream G350 Gulfstream G450	Gulfstream GIV-X Series (RRD Tay)	
GULFSTREAM AEROSPACE Corporation	GV	Gulfstream GV	Gulfstream GV basic model (RRD BR710)	
GULFSTREAM AEROSPACE Corporation	GVI (G650)	G650 G650ER	Gulfstream GVI (RRD BR725)	
GULFSTREAM AEROSPACE Corporation	GVII-G500	G500	Gulfstream GVII (PWC PW800GA)	OSD mandatory.
GULFSTREAM AEROSPACE Corporation	GVII-G600	G600	Gulfstream GVII (PWC PW800GA)	OSD mandatory.
GULFSTREAM AEROSPACE Corporation	GVIII-2		Gulfstream GVIII-2 (RR BR700)	Not yet certified. OSD mandatory.
GULFSTREAM AEROSPACE Corporation	GV-SP	Gulfstream G500 Gulfstream G550	Gulfstream GV-SP Series (RRD BR710)	

GROUP 1 AEROPLANES				
TC Holder	Model	Com. des.	Part-66 type rating endorsement	Note
GULFSTREAM AEROSPACE LP (GALP)	1125 Westwind Astra	Astra	Gulfstream (IAI) 100/1125/Astra SPX (Honeywell TFE731)	
GULFSTREAM AEROSPACE LP (GALP)	Gulfstream 100/Astra SPX	G100/Astra SPX	Gulfstream (IAI) 100/1125/Astra SPX (Honeywell TFE731)	
GULFSTREAM AEROSPACE LP (GALP)	1125 Astra SP		Gulfstream (IAI) 100/1125/Astra SPX (Honeywell TFE731)	
GULFSTREAM AEROSPACE LP (GALP)	Gulfstream 200/Galaxy	G200/Galaxy	Gulfstream (IAI) 200/Galaxy (PWC PW306)	
GULFSTREAM AEROSPACE LP (GALP)	Gulfstream G150	G150	Gulfstream (IAI) G150 (Honeywell TFE731)	
GULFSTREAM AEROSPACE LP (GALP)	Gulfstream G280	G280	Gulfstream (IAI) G280 (Honeywell AS907)	
HAWKER BEECHCRAFT	BAe.125 Series 800A	BAe.125	BAe 125 Series (Honeywell TFE731)	
HAWKER BEECHCRAFT	BAe.125 Series 800B	BAe.125	BAe 125 Series (Honeywell TFE731)	
HAWKER BEECHCRAFT	BH.125 Series 400A	BH.125	BAe 125 Series (Honeywell TFE731)	
HAWKER BEECHCRAFT	BH.125 Series 600A	BH.125	BAe 125 Series (Honeywell TFE731)	
HAWKER BEECHCRAFT	DH.125 Series 1A	DH.125	BAe 125 Series (Honeywell TFE731)	
HAWKER BEECHCRAFT	DH.125 Series 3A	DH.125	BAe 125 Series (Honeywell TFE731)	
HAWKER BEECHCRAFT	DH.125 Series 3A/RA	DH.125	BAe 125 Series (Honeywell TFE731)	
HAWKER BEECHCRAFT	DH.125 Series 400A	DH.125	BAe 125 Series (Honeywell TFE731)	
HAWKER BEECHCRAFT	HS.125 Series 400A	HS.125	BAe 125 Series (Honeywell TFE731)	
HAWKER BEECHCRAFT	HS.125 Series 600A	HS.125	BAe 125 Series (Honeywell TFE731)	
HAWKER BEECHCRAFT	HS.125 Series 700A	HS.125	BAe 125 Series (Honeywell TFE731)	
HAWKER BEECHCRAFT	HS.125 Series 700B	HS.125	BAe 125 Series (Honeywell TFE731)	
HAWKER BEECHCRAFT	HS.125 Series F3B	HS.125	BAe 125 Series (Honeywell TFE731)	
HAWKER BEECHCRAFT	HS.125 series F3B/RA	HS.125	BAe 125 Series (Honeywell TFE731)	
HAWKER BEECHCRAFT	HS.125 Series F400B	HS.125	BAe 125 Series (Honeywell TFE731)	

GROUP 1 AEROPLANES				
TC Holder	Model	Com. des.	Part-66 type rating endorsement	Note
HAWKER BEECHCRAFT	HS.125 Series F403B	HS.125	BAe 125 Series (Honeywell TFE731)	
HAWKER BEECHCRAFT	HS.125 series F600B	HS.125	BAe 125 Series (Honeywell TFE731)	
HAWKER BEECHCRAFT	Hawker 800		BAe 125 Series (Honeywell TFE731)	
HAWKER BEECHCRAFT	HS.125 series F400	'Hawker Siddeley'	BAe 125 Series (RR Viper)	
HAWKER BEECHCRAFT	HS.125 series F600	'Hawker Siddeley'	BAe 125 Series (RR Viper)	
HAWKER BEECHCRAFT	BH.125 Series 400A	BH.125	BAe 125 Series (RR Viper)	
HAWKER BEECHCRAFT	BH.125 Series 600A	BH.125	BAe 125 Series (RR Viper)	
HAWKER BEECHCRAFT	DH.125 Series 1A	DH.125	BAe 125 Series (RR Viper)	
HAWKER BEECHCRAFT	DH.125 Series 1A/R-522	DH.125	BAe 125 Series (RR Viper)	
HAWKER BEECHCRAFT	DH.125 Series 1A/S-522	DH.125	BAe 125 Series (RR Viper)	
HAWKER BEECHCRAFT	DH.125 Series 1A-522	DH.125	BAe 125 Series (RR Viper)	
HAWKER BEECHCRAFT	DH.125 Series 3A/R	DH.125	BAe 125 Series (RR Viper)	
HAWKER BEECHCRAFT	DH.125 Series 400A	DH.125	BAe 125 Series (RR Viper)	
HAWKER BEECHCRAFT	HS.125 Series 1B	HS.125	BAe 125 Series (RR Viper)	
HAWKER BEECHCRAFT	HS.125 Series 1B/R-522	HS.125	BAe 125 Series (RR Viper)	
HAWKER BEECHCRAFT	HS.125 Series 1B/S-522	HS.125	BAe 125 Series (RR Viper)	
HAWKER BEECHCRAFT	HS.125 Series 1B-522	HS.125	BAe 125 Series (RR Viper)	
HAWKER BEECHCRAFT	HS.125 Series 3B	HS.125	BAe 125 Series (RR Viper)	
HAWKER BEECHCRAFT	HS.125 Series 3B/R	HS.125	BAe 125 Series (RR Viper)	
HAWKER BEECHCRAFT	HS.125 Series 3B/RA	HS.125	BAe 125 Series (RR Viper)	
HAWKER BEECHCRAFT	HS.125 Series 3B/RB	HS.125	BAe 125 Series (RR Viper)	
HAWKER BEECHCRAFT	HS.125 Series 3B/RC	HS.125	BAe 125 Series (RR Viper)	
HAWKER BEECHCRAFT	HS.125 Series 400A	HS.125	BAe 125 Series (RR Viper)	
HAWKER BEECHCRAFT	HS.125 Series 400B	HS.125	BAe 125 Series (RR Viper)	

GROUP 1 AEROPLANES				
TC Holder	Model	Com. des.	Part-66 type rating endorsement	Note
HAWKER BEECHCRAFT	HS.125 Series 400B/1	HS.125	BAe 125 Series (RR Viper)	
HAWKER BEECHCRAFT	HS.125 Series 401B	HS.125	BAe 125 Series (RR Viper)	
HAWKER BEECHCRAFT	HS.125 Series 403A(C)	HS.125	BAe 125 Series (RR Viper)	
HAWKER BEECHCRAFT	HS.125 Series 403B	HS.125	BAe 125 Series (RR Viper)	
HAWKER BEECHCRAFT	HS.125 Series 600A	HS.125	BAe 125 Series (RR Viper)	
HAWKER BEECHCRAFT	HS.125 Series 600B	HS.125	BAe 125 Series (RR Viper)	
HAWKER BEECHCRAFT	HS.125 Series 600B/1	HS.125	BAe 125 Series (RR Viper)	
HAWKER BEECHCRAFT	HS.125 Series 600B/2	HS.125	BAe 125 Series (RR Viper)	
HAWKER BEECHCRAFT	HS.125 Series 600B/3	HS.125	BAe 125 Series (RR Viper)	
HAWKER BEECHCRAFT	BAe.125 Series 1000A	BAe.125	BAe 125 Series 1000 (PWC PW305)	
HAWKER BEECHCRAFT	BAe.125 Series 1000B	BAe.125	BAe 125 Series 1000 (PWC PW305)	
HAWKER BEECHCRAFT	Hawker 1000		BAe 125 Series 1000 (PWC PW305)	
HAWKER BEECHCRAFT	Hawker 750	Hawker 750	BAe 125 Series 750/800XP/850XP/900XP (Honeywell TFE731)	
HAWKER BEECHCRAFT	Hawker 800XP	Hawker 800XP	BAe 125 Series 750/800XP/850XP/900XP (Honeywell TFE731)	
HAWKER BEECHCRAFT	Hawker 850XP	Hawker 850XP	BAe 125 Series 750/800XP/850XP/900XP (Honeywell TFE731)	
HAWKER BEECHCRAFT	Hawker 900XP	Hawker 900XP	BAe 125 Series 750/800XP/850XP/900XP (Honeywell TFE731)	
HAWKER BEECHCRAFT	400T	(TX) Beechjet	Beech 400/Mitsubishi MU-300 (PWC JT15)	
HAWKER BEECHCRAFT	400	Beechjet	Beech 400/Mitsubishi MU-300 (PWC JT15)	
HAWKER BEECHCRAFT	400A	Beechjet (Hawker 400XP)	Beech 400/Mitsubishi MU-300 (PWC JT15)	
HAWKER BEECHCRAFT	MU-300 (Diamond I)	Diamond I Diamond IA	Beech 400/Mitsubishi MU-300 (PWC JT15)	
HAWKER BEECHCRAFT	MU-300-10 (Diamond II)	Diamond II	Beech 400/Mitsubishi MU-300 (PWC JT15)	

GROUP 1 AEROPLANES				
TC Holder	Model	Com. des.	Part-66 type rating endorsement	Note
HONDA AIRCRAFT COMPANY LLC.	HA-420	HondaJet	Honda Aircraft HA-420 (HF120)	
ISRAEL AIRCRAFT INDUSTRIES	IAI 1123	Commodore Jet	IAI 1121/1123 (GE CJ610)	
ISRAEL AIRCRAFT INDUSTRIES	IAI 1121	Jetcommander	IAI 1121/1123 (GE CJ610)	
ISRAEL AIRCRAFT INDUSTRIES	IAI 1121A	Jetcommander	IAI 1121/1123 (GE CJ610)	
ISRAEL AIRCRAFT INDUSTRIES	IAI 1121B	Jetcommander	IAI 1121/1123 (GE CJ610)	
ISRAEL AIRCRAFT INDUSTRIES	IAI 1124	Westwind	IAI 1124 (Honeywell TFE731)	
ISRAEL AIRCRAFT INDUSTRIES	IAI 1124A	Westwind	IAI 1124 (Honeywell TFE731)	
JSC Sukhoi Civil Aircraft	RRJ-95B	Superjet 100	RRJ-95 (PowerJet SaM146)	
LEARJET	23 (Learjet)		Learjet 23 (GE CJ610)	
LEARJET	24		Learjet 24/25 (GE CJ610)	
LEARJET	25		Learjet 24/25 (GE CJ610)	
LEARJET	24A		Learjet 24/25 (GE CJ610)	
LEARJET	24B		Learjet 24/25 (GE CJ610)	
LEARJET	24B-A		Learjet 24/25 (GE CJ610)	
LEARJET	24D		Learjet 24/25 (GE CJ610)	
LEARJET	24D-A		Learjet 24/25 (GE CJ610)	
LEARJET	24F		Learjet 24/25 (GE CJ610)	
LEARJET	24F-A		Learjet 24/25 (GE CJ610)	
LEARJET	25B		Learjet 24/25 (GE CJ610)	
LEARJET	25C		Learjet 24/25 (GE CJ610)	
LEARJET	25D		Learjet 24/25 (GE CJ610)	
LEARJET	25F		Learjet 24/25 (GE CJ610)	
LEARJET	31		Learjet 31 (Honeywell TFE731)	
LEARJET	31A		Learjet 31 (Honeywell TFE731)	
LEARJET	35		Learjet 35/36 (Honeywell TFE731)	
LEARJET	36		Learjet 35/36 (Honeywell TFE731)	
LEARJET	35A		Learjet 35/36 (Honeywell TFE731)	
LEARJET	36A		Learjet 35/36 (Honeywell TFE731)	
LEARJET	Learjet Model 45	Learjet 45 Learjet 40 Learjet 75 Learjet 70	Learjet 45 (Honeywell TFE731)	

GROUP 1 AEROPLANES				
TC Holder	Model	Com. des.	Part-66 type rating endorsement	Note
LEARJET	55		Learjet 55 (Honeywell TFE731)	
LEARJET	55B		Learjet 55 (Honeywell TFE731)	
LEARJET	55C		Learjet 55 (Honeywell TFE731)	
LEARJET	60	Learjet 60	Learjet 60 (PWC PW305)	
LOCKHEED MARTIN Corporation	1329-25	JetStar II	Lockheed 1329 (Honeywell TFE731)	
LOCKHEED MARTIN Corporation	1329-23D	JetStar	Lockheed 1329 PW (PW JT12)	
LOCKHEED MARTIN Corporation	188A	Electra	Lockheed 188 (RR Corp 501)	
LOCKHEED MARTIN Corporation	188C	Electra	Lockheed 188 (RR Corp 501)	
LOCKHEED MARTIN Corporation	382G	Hercules	Lockheed 382 (RR Corp 501)	
LOCKHEED MARTIN Corporation	L-1011-385-1	TriStar	Lockheed L-1011 (RR RB211)	
LOCKHEED MARTIN Corporation	L-1011-385-1-15	TriStar	Lockheed L-1011 (RR RB211)	
LOCKHEED MARTIN Corporation	L-1011-385-3	TriStar	Lockheed L-1011 (RR RB211)	
M7 AEROSPACE	SA226-AT		Fairchild SA226 Series (Honeywell TPE331)	
M7 AEROSPACE	SA226-T		Fairchild SA226 Series (Honeywell TPE331)	
M7 AEROSPACE	SA226-T(B)		Fairchild SA226 Series (Honeywell TPE331)	
M7 AEROSPACE	SA226-TC		Fairchild SA226 Series (Honeywell TPE331)	
M7 AEROSPACE	SA227-AC	Swearingen Metro	Fairchild SA227 Series (Honeywell TPE331)	
M7 AEROSPACE	SA227-BC	Swearingen Metro	Fairchild SA227 Series (Honeywell TPE331)	
M7 AEROSPACE	SA227-AT		Fairchild SA227 Series (Honeywell TPE331)	
M7 AEROSPACE	SA227-CC		Fairchild SA227 Series (Honeywell TPE331)	
M7 AEROSPACE	SA227-DC		Fairchild SA227 Series (Honeywell TPE331)	
M7 AEROSPACE	SA227-TT		Fairchild SA227 Series (Honeywell TPE331)	

GROUP 1 AEROPLANES				
TC Holder	Model	Com. des.	Part-66 type rating endorsement	Note
M7 AEROSPACE	SA227-PC	Swearingen Metro	Fairchild SA227 Series (PWC PT6)	
M7 AEROSPACE	SA26AT		Fairchild SA26AT (Honeywell TPE331)	
M7 AEROSPACE	SA-26-T		Fairchild SA26-T (PWC PT6)	
McDONNELL DOUGLAS Corporation BOEING COMPANY	DC-10-10		DC-10/MD-10 (GE CF6)	
McDONNELL DOUGLAS Corporation BOEING COMPANY	DC-10-30		DC-10/MD-10 (GE CF6)	
McDONNELL DOUGLAS Corporation BOEING COMPANY	DC-10-30F		DC-10/MD-10 (GE CF6)	
McDONNELL DOUGLAS Corporation BOEING COMPANY	DC-8-71	DC-8-70	DC-8 (CFM56)	
McDONNELL DOUGLAS Corporation BOEING COMPANY	DC-8-71F	DC-8-70	DC-8 (CFM56)	
McDONNELL DOUGLAS Corporation BOEING COMPANY	DC-8-72	DC-8-70	DC-8 (CFM56)	
McDONNELL DOUGLAS Corporation BOEING COMPANY	DC-8-73	DC-8-70	DC-8 (CFM56)	
McDONNELL DOUGLAS Corporation BOEING COMPANY	DC-8-73F	DC-8-70	DC-8 (CFM56)	
McDONNELL DOUGLAS Corporation BOEING COMPANY	DC-8-52	DC-8	DC-8 (PW JT3D)	

GROUP 1 AEROPLANES				
TC Holder	Model	Com. des.	Part-66 type rating endorsement	Note
McDONNELL DOUGLAS Corporation BOEING COMPANY	DC-8-53	DC-8	DC-8 (PW JT3D)	
McDONNELL DOUGLAS Corporation BOEING COMPANY	DC-8-55	DC-8	DC-8 (PW JT3D)	
McDONNELL DOUGLAS Corporation BOEING COMPANY	DC-8F-54	DC-8	DC-8 (PW JT3D)	
McDONNELL DOUGLAS Corporation BOEING COMPANY	DC-8F-55	DC-8	DC-8 (PW JT3D)	
McDONNELL DOUGLAS Corporation BOEING COMPANY	DC-8-61	DC-8-60	DC-8 (PW JT3D)	
McDONNELL DOUGLAS Corporation BOEING COMPANY	DC-8-61F	DC-8-60	DC-8 (PW JT3D)	
McDONNELL DOUGLAS Corporation BOEING COMPANY	DC-8-62	DC-8-60	DC-8 (PW JT3D)	
McDONNELL DOUGLAS Corporation BOEING COMPANY	DC-8-62F	DC-8-60	DC-8 (PW JT3D)	
McDONNELL DOUGLAS Corporation BOEING COMPANY	DC-8-63	DC-8-60	DC-8 (PW JT3D)	
McDONNELL DOUGLAS Corporation BOEING COMPANY	DC-8-63F	DC-8-60	DC-8 (PW JT3D)	

GROUP 1 AEROPLANES				
TC Holder	Model	Com. des.	Part-66 type rating endorsement	Note
McDONNELL DOUGLAS Corporation BOEING COMPANY	DC-8-33	DC-8	DC-8 (PW JT4A)	
McDONNELL DOUGLAS Corporation BOEING COMPANY	DC-9-14	DC-9	DC-9 (PW JT8D)	
McDONNELL DOUGLAS Corporation BOEING COMPANY	DC-9-15	DC-9	DC-9 (PW JT8D)	
McDONNELL DOUGLAS Corporation BOEING COMPANY	DC-9-21	DC-9	DC-9 (PW JT8D)	
McDONNELL DOUGLAS Corporation BOEING COMPANY	DC-9-32	DC-9	DC-9 (PW JT8D)	
McDONNELL DOUGLAS Corporation BOEING COMPANY	DC-9-33F	DC-9	DC-9 (PW JT8D)	
McDONNELL DOUGLAS Corporation BOEING COMPANY	DC-9-34	DC-9	DC-9 (PW JT8D)	
McDONNELL DOUGLAS Corporation BOEING COMPANY	DC-9-34F	DC-9	DC-9 (PW JT8D)	
McDONNELL DOUGLAS Corporation BOEING COMPANY	DC-9-41	DC-9	DC-9 (PW JT8D)	
McDONNELL DOUGLAS Corporation BOEING COMPANY	DC-9-51	DC-9	DC-9 (PW JT8D)	

GROUP 1 AEROPLANES				
TC Holder	Model	Com. des.	Part-66 type rating endorsement	Note
McDONNELL DOUGLAS Corporation BOEING COMPANY	717-200	717	MD 717-200 (RRD BR700-715)	
McDONNELL DOUGLAS Corporation BOEING COMPANY	MD-11	MD-11	MD-11 (GE CF6)	
McDONNELL DOUGLAS Corporation BOEING COMPANY	MD-11F	MD-11	MD-11 (GE CF6)	
McDONNELL DOUGLAS Corporation BOEING COMPANY	MD-11	MD-11	MD-11 (PW 4000)	
McDONNELL DOUGLAS Corporation BOEING COMPANY	MD-11F	MD-11	MD-11 (PW 4000)	
McDONNELL DOUGLAS Corporation BOEING COMPANY	DC-9-81 (MD-81)	MD-81	MD-80 Series (PW JT8D)	
McDONNELL DOUGLAS Corporation BOEING COMPANY	DC-9-82 (MD-82)	MD-82	MD-80 Series (PW JT8D)	
McDONNELL DOUGLAS Corporation BOEING COMPANY	DC-9-83 (MD-83)	MD-83	MD-80 Series (PW JT8D)	
McDONNELL DOUGLAS Corporation BOEING COMPANY	DC-9-87 (MD-87)	MD-87	MD-80 Series (PW JT8D)	
McDONNELL DOUGLAS Corporation BOEING COMPANY	MD-88		MD-80 Series (PW JT8D)	

GROUP 1 AEROPLANES				
TC Holder	Model	Com. des.	Part-66 type rating endorsement	Note
McDONNELL DOUGLAS Corporation BOEING COMPANY	MD-90 Series		MD-90 (IAE V2500)	
MHI RJ AVIATION ULC.	CL-600-2B19 (RJ Series 100)	Regional Jet Series 100/200/440/ Challenger 850/ CRJ SE	Bombardier CL-600-2B19 (GE CF34)	
MHI RJ AVIATION ULC.	CL-600-2E25 (RJ Series 1000)	Regional Jet Series 1000	Bombardier CL-600- 2C10/2D15/2D24/2E25 (GE CF34)	
MHI RJ AVIATION ULC.	CL-600-2C10 (RJ 700/701/ 702)	Regional Jet Series 700/701/702	Bombardier CL-600- 2C10/2D15/2D24/2E25 (GE CF34)	
MHI RJ AVIATION ULC.	CL-600-2D15 (RJ Series 705)	Regional Jet Series 705	Bombardier CL-600- 2C10/2D15/2D24/2E25 (GE CF34)	
MHI RJ AVIATION ULC.	CL-600-2D24 (RJ Series 900)	Regional Jet Series 900	Bombardier CL-600- 2C10/2D15/2D24/2E25 (GE CF34)	
MITSUBISHI Heavy Industries	MU-2B		Mitsubishi MU-2B (Honeywell TPE331)	
MITSUBISHI Heavy Industries	MU-2B-10 (USA)		Mitsubishi MU-2B (Honeywell TPE331)	
MITSUBISHI Heavy Industries	MU-2B-20		Mitsubishi MU-2B (Honeywell TPE331)	
MITSUBISHI Heavy Industries	MU-2B-20 (USA)		Mitsubishi MU-2B (Honeywell TPE331)	
MITSUBISHI Heavy Industries	MU-2B-25		Mitsubishi MU-2B (Honeywell TPE331)	
MITSUBISHI Heavy Industries	MU-2B-25 (USA)		Mitsubishi MU-2B (Honeywell TPE331)	
MITSUBISHI Heavy Industries	MU-2B-26 (USA)		Mitsubishi MU-2B (Honeywell TPE331)	
MITSUBISHI Heavy Industries	MU-2B-26A		Mitsubishi MU-2B (Honeywell TPE331)	
MITSUBISHI Heavy Industries	MU-2B-26A (USA)		Mitsubishi MU-2B (Honeywell TPE331)	
MITSUBISHI Heavy Industries	MU-2B-30		Mitsubishi MU-2B (Honeywell TPE331)	
MITSUBISHI Heavy Industries	MU-2B-35		Mitsubishi MU-2B (Honeywell TPE331)	
MITSUBISHI Heavy Industries	MU-2B-36		Mitsubishi MU-2B (Honeywell TPE331)	
MITSUBISHI Heavy Industries	MU-2B-36A (USA)		Mitsubishi MU-2B (Honeywell TPE331)	
MITSUBISHI Heavy Industries	MU-2B-40 (USA)		Mitsubishi MU-2B (Honeywell TPE331)	

GROUP 1 AEROPLANES				
TC Holder	Model	Com. des.	Part-66 type rating endorsement	Note
MITSUBISHI Heavy Industries	MU-2B-60 (USA)		Mitsubishi MU-2B (Honeywell TPE331)	
Nomad TC Pty Ltd	N22		Nomad N22/24 Series (RR Corp 250)	
Nomad TC Pty Ltd	N22B		Nomad N22/24 Series (RR Corp 250)	
Nomad TC Pty Ltd	N22C		Nomad N22/24 Series (RR Corp 250)	
Nomad TC Pty Ltd	N22S		Nomad N22/24 Series (RR Corp 250)	
Nomad TC Pty Ltd	N24		Nomad N22/24 Series (RR Corp 250)	
Nomad TC Pty Ltd	N24A		Nomad N22/24 Series (RR Corp 250)	
PIAGGIO Aero Industries	P.166 DP1		Piaggio P166 (PWC PT6)	
PIAGGIO Aero Industries	P180	Avanti	Piaggio P180 Avanti/Avanti II (PWC PT6)	
PIAGGIO Aero Industries	P180	Avanti II	Piaggio P180 Avanti/Avanti II (PWC PT6)	
PILATUS AIRCRAFT	PC-12		Pilatus PC-12 (PWC PT6)	
PILATUS AIRCRAFT	PC-12/45		Pilatus PC-12 (PWC PT6)	
PILATUS AIRCRAFT	PC-12/47		Pilatus PC-12 (PWC PT6)	
PILATUS AIRCRAFT	PC-12/47E		Pilatus PC-12 (PWC PT6)	
PILATUS AIRCRAFT	PC-24		Pilatus PC-24 (Williams FJ44)	
PIPER AIRCRAFT	PA-31T (Cheyenne/Cheyenne II)	Cheyenne / Cheyenne II	Piper PA-31T Series (PWC PT6)	
PIPER AIRCRAFT	PA-31T1 (Chey. I/ Cheyenne IA)	Cheyenne I / Cheyenne 1A	Piper PA-31T Series (PWC PT6)	
PIPER AIRCRAFT	PA-31T2 (Cheyenne IIXL)	Cheyenne IIXL	Piper PA-31T Series (PWC PT6)	
PIPER AIRCRAFT	PA-31T3	T-1040	Piper PA-31T Series (PWC PT6)	
PIPER AIRCRAFT	PA-42-1000 (Cheyenne 400LS)	Cheyenne 400LS	Piper PA-42 (Honeywell TPE-331)	
PIPER AIRCRAFT	PA-42 (Cheyenne III)	Cheyenne III	Piper PA-42 (PWC PT6)	
PIPER AIRCRAFT	PA-42-720R	Cheyenne III	Piper PA-42 (PWC PT6)	

GROUP 1 AEROPLANES				
TC Holder	Model	Com. des.	Part-66 type rating endorsement	Note
PIPER AIRCRAFT	PA-42-720 (Cheyenne IIIA)	Cheyenne IIIA	Piper PA-42 (PWC PT6)	
PIPER AIRCRAFT	PA-46-600TP	M600	Piper PA-46-500TP/600TP (PWC PT6)	
PIPER AIRCRAFT	PA-46-500TP	Malibu Meridian	Piper PA-46-500TP/600TP (PWC PT6)	
POLSKIE ZAKLADY LOTNICZE	PZL M28 00		PZL M 28 (PWC PT6)	
POLSKIE ZAKLADY LOTNICZE	PZL M28 02		PZL M 28 (PWC PT6)	
POLSKIE ZAKLADY LOTNICZE	PZL M28 05		PZL M 28 (PWC PT6)	
PT. DIRGANTARA INDONESIA	CN-235		CASA CN-235 (GE CT7)	
PT. DIRGANTARA INDONESIA	CN-235-100		CASA CN-235 (GE CT7)	
PT. DIRGANTARA INDONESIA	CN-235-110		CASA CN-235 (GE CT7)	
RUAG Aerospace GmbH (DORNIER)	Dornier 228-100		Dornier 228 (Honeywell TPE331)	
RUAG Aerospace GmbH (DORNIER)	Dornier 228-101		Dornier 228 (Honeywell TPE331)	
RUAG Aerospace GmbH (DORNIER)	Dornier 228-200		Dornier 228 (Honeywell TPE331)	
RUAG Aerospace GmbH (DORNIER)	Dornier 228-201		Dornier 228 (Honeywell TPE331)	
RUAG Aerospace GmbH (DORNIER)	Dornier 228-202		Dornier 228 (Honeywell TPE331)	
RUAG Aerospace GmbH (DORNIER)	Dornier 228-212		Dornier 228 (Honeywell TPE331)	

GROUP 1 AEROPLANES				
TC Holder	Model	Com. des.	Part-66 type rating endorsement	Note
RUAG Aerospace GmbH (DORNIER)	Do 28 D-6		Dornier Do 28 Series (PWC PT6)	
RUAG Aerospace GmbH (DORNIER)	Dornier 128-6		Dornier Do 28 Series (PWC PT6)	
SAAB AB, SAAB Aerosystems	Saab SF340A	Saab-Fairchild 340A	Saab (SF) 340 (GE CT7)	
SAAB AB, SAAB Aerosystems	Saab 340B		Saab (SF) 340 (GE CT7)	
SAAB AB, SAAB Aerosystems	Saab 2000		Saab 2000 (RR Corp AE2100)	
SHORT BROTHERS PLC	SC7 Series 3	Skyvan	Shorts SC7 (Honeywell TPE331)	
SHORT BROTHERS PLC	SD3-30	Variant 200	Shorts SD3 Series-30/SD3-60 (PWC PT6)	
SHORT BROTHERS PLC	SD3-60	Variant 200	Shorts SD3 Series-30/SD3-60 (PWC PT6)	
SHORT BROTHERS PLC	SD3-60 SHERPA	Variant 200	Shorts SD3 Series-30/SD3-60 (PWC PT6)	
SHORT BROTHERS PLC	SD3-SHERPA	Variant 200	Shorts SD3 Series-30/SD3-60 (PWC PT6)	
Textron Aviation Defense LLC	Model 3000 (PM Series)		Textron Defense 3000 (PWC PT6)	Pending OSD approval.
TEXTRON AVIATION Inc.	1900	Airliner	Beech 1900 (PWC PT6)	
TEXTRON AVIATION Inc.	1900C	Airliner	Beech 1900 (PWC PT6)	
TEXTRON AVIATION Inc.	1900D	Airliner	Beech 1900 (PWC PT6)	
TEXTRON AVIATION Inc.	200C		Beech 200 Series (PWC PT6)	
TEXTRON AVIATION Inc.	200CT		Beech 200 Series (PWC PT6)	
TEXTRON AVIATION Inc.	200T		Beech 200 Series (PWC PT6)	
TEXTRON AVIATION Inc.	A200		Beech 200 Series (PWC PT6)	
TEXTRON AVIATION Inc.	A200C		Beech 200 Series (PWC PT6)	
TEXTRON AVIATION Inc.	A200CT		Beech 200 Series (PWC PT6)	
TEXTRON AVIATION Inc.	B200		Beech 200 Series (PWC PT6)	

GROUP 1 AEROPLANES				
TC Holder	Model	Com. des.	Part-66 type rating endorsement	Note
TEXTRON AVIATION Inc.	B200C		Beech 200 Series (PWC PT6)	
TEXTRON AVIATION Inc.	B200CGT		Beech 200 Series (PWC PT6)	
TEXTRON AVIATION Inc.	B200CT		Beech 200 Series (PWC PT6)	
TEXTRON AVIATION Inc.	B200GT		Beech 200 Series (PWC PT6)	
TEXTRON AVIATION Inc.	B200T		Beech 200 Series (PWC PT6)	
TEXTRON AVIATION Inc.	300	Super King Air	Beech 300 Series (PWC PT6)	
TEXTRON AVIATION Inc.	B300	Super King Air 350	Beech 300 Series (PWC PT6)	
TEXTRON AVIATION Inc.	B300C	Super King Air 350 C	Beech 300 Series (PWC PT6)	
TEXTRON AVIATION Inc.	390	Premier I (RB s/n 1-101 and 103-134). Premier IA (avionics and interior upgrades s/n 102 and 135).	Beech 390 (Williams FJ44)	
TEXTRON AVIATION Inc.	65-90	King Air	Beech 90 Series (PWC PT6)	
TEXTRON AVIATION Inc.	65-A90	King Air	Beech 90 Series (PWC PT6)	
TEXTRON AVIATION Inc.	65-A90-1	King Air	Beech 90 Series (PWC PT6)	
TEXTRON AVIATION Inc.	65-A90-2	King Air	Beech 90 Series (PWC PT6)	
TEXTRON AVIATION Inc.	65-A90-3	King Air	Beech 90 Series (PWC PT6)	
TEXTRON AVIATION Inc.	65-A90-4	King Air	Beech 90 Series (PWC PT6)	
TEXTRON AVIATION Inc.	B90	King Air	Beech 90 Series (PWC PT6)	
TEXTRON AVIATION Inc.	C90	King Air	Beech 90 Series (PWC PT6)	
TEXTRON AVIATION Inc.	C90A	King Air	Beech 90 Series (PWC PT6)	
TEXTRON AVIATION Inc.	C90GT	King Air	Beech 90 Series (PWC PT6)	
TEXTRON AVIATION Inc.	C90GTi	King Air	Beech 90 Series (PWC PT6)	
TEXTRON AVIATION Inc.	E90	King Air	Beech 90 Series (PWC PT6)	

GROUP 1 AEROPLANES				
TC Holder	Model	Com. des.	Part-66 type rating endorsement	Note
TEXTRON AVIATION Inc.	H90	King Air	Beech 90 Series (PWC PT6)	
TEXTRON AVIATION Inc.	A100-1	King Air	Beech 99/100 Series (PWC PT6)	
TEXTRON AVIATION Inc.	425	Corsair / Conquest I	Cessna 425 (PWC PT6)	
TEXTRON AVIATION Inc.	441	Conquest	Cessna 441 (Honeywell TPE331)	
TEXTRON AVIATION Inc.	560	Citation V Citation Ultra	Cessna 500/550/560 (PWC JT15D)	
TEXTRON AVIATION Inc.	500	Citation / Citation I	Cessna 500/550/560 (PWC JT15D)	
TEXTRON AVIATION Inc.	550	Citation II	Cessna 500/550/560 (PWC JT15D)	
TEXTRON AVIATION Inc.	S550	Citation S/II C	Cessna 500/550/560 (PWC JT15D)	
TEXTRON AVIATION Inc.	501	Citation I	Cessna 501/551 (PWC JT15D)	
TEXTRON AVIATION Inc.	551	Citation II	Cessna 501/551 (PWC JT15D)	
TEXTRON AVIATION Inc.	510	Citation Mustang	Cessna 510 (PWC PW615)	
TEXTRON AVIATION Inc.	525	Citation Jet (CJ) (s/n 1 - 359); Citation Jet 1 (CJ1) (s/n 360 - 599); Citation Jet1+ (CJ1+) (s/n 600 - 684 and 686 - 701); M2 (s/n 800 – and up).	Cessna 525/525A/525B (Williams FJ44)	
TEXTRON AVIATION Inc.	525A	Citation Jet CJ2	Cessna 525/525A/525B (Williams FJ44)	
TEXTRON AVIATION Inc.	525B	Citation Jet CJ3	Cessna 525/525A/525B (Williams FJ44)	
TEXTRON AVIATION Inc.	525C	Citation Jet CJ4	Cessna 525C (Williams FJ44)	
TEXTRON AVIATION Inc.	550	Citation Bravo	Cessna 550/560 (PWC PW530/535)	
TEXTRON AVIATION Inc.	560	Citation Encore Citation Encore +	Cessna 550/560 (PWC PW530/535)	
TEXTRON AVIATION Inc.	560XL	Citation Excel Citation XLS Citation XLS+	Cessna 560XL/XLS (PWC PW545)	

GROUP 1 AEROPLANES				
TC Holder	Model	Com. des.	Part-66 type rating endorsement	Note
TEXTRON AVIATION Inc.	650	Citation III Citation VI Citation VII	Cessna 650 (Honeywell TFE731)	
TEXTRON AVIATION Inc.	680	Citation Sovereign Citation Sovereign +	Cessna 680 (PWC PW306)	
TEXTRON AVIATION Inc.	680A	Latitude	Cessna 680 (PWC PW306)	
TEXTRON AVIATION Inc.	700	Citation Longitude	Cessna 700 (Honeywell HTF7000)	
TEXTRON AVIATION Inc.	750	Citation X	Cessna 750 (RR AE3007C)	
TEXTRON AVIATION Inc.	4000	Hawker 4000	Hawker 4000 (PWC PW308)	
TUPOLEV PSC	TU 204-120CE		Tupolev TU 204 (RR RB211)	
Turkish Aerospace Industries, Inc. (TAI)	TT32	HÜRKUŞ	TAI TT32 (PWC PT6)	
TWIN COMMANDER AIRCRAFT Corporation	681	Twin Commander	Twin Commander 680/681/690/695 Series (Honeywell TPE331)	
TWIN COMMANDER AIRCRAFT Corporation	690	Twin Commander	Twin Commander 680/681/690/695 Series (Honeywell TPE331)	
TWIN COMMANDER AIRCRAFT Corporation	695	Twin Commander	Twin Commander 680/681/690/695 Series (Honeywell TPE331)	
TWIN COMMANDER AIRCRAFT Corporation	680T	Twin Commander	Twin Commander 680/681/690/695 Series (Honeywell TPE331)	
TWIN COMMANDER AIRCRAFT Corporation	680V	Twin Commander	Twin Commander 680/681/690/695 Series (Honeywell TPE331)	
TWIN COMMANDER AIRCRAFT Corporation	680W	Twin Commander	Twin Commander 680/681/690/695 Series (Honeywell TPE331)	
TWIN COMMANDER AIRCRAFT Corporation	690A	Twin Commander	Twin Commander 680/681/690/695 Series (Honeywell TPE331)	

GROUP 1 AEROPLANES				
TC Holder	Model	Com. des.	Part-66 type rating endorsement	Note
TWIN COMMANDER AIRCRAFT Corporation	690B	Twin Commander	Twin Commander 680/681/690/695 Series (Honeywell TPE331)	
TWIN COMMANDER AIRCRAFT Corporation	690C	Twin Commander	Twin Commander 680/681/690/695 Series (Honeywell TPE331)	
TWIN COMMANDER AIRCRAFT Corporation	690D	Twin Commander	Twin Commander 680/681/690/695 Series (Honeywell TPE331)	
TWIN COMMANDER AIRCRAFT Corporation	695A	Twin Commander	Twin Commander 680/681/690/695 Series (Honeywell TPE331)	
TWIN COMMANDER AIRCRAFT Corporation	695B	Twin Commander	Twin Commander 680/681/690/695 Series (Honeywell TPE331)	
VIKING AIR (Bombardier) (De Havilland)	DHC-6 Series 400	Twin Otter	De Havilland DHC-6 (PWC PT6)	OSD approved on 28.2.2017.
VIKING AIR (Bombardier) (De Havilland)	DHC-6 Series 1	Twin Otter	De Havilland DHC-6 (PWC PT6)	
VIKING AIR (Bombardier) (De Havilland)	DHC-6 Series 100	Twin Otter	De Havilland DHC-6 (PWC PT6)	
VIKING AIR (Bombardier) (De Havilland)	DHC-6 Series 110	Twin Otter	De Havilland DHC-6 (PWC PT6)	
VIKING AIR (Bombardier) (De Havilland)	DHC-6 Series 200	Twin Otter	De Havilland DHC-6 (PWC PT6)	
VIKING AIR (Bombardier) (De Havilland)	DHC-6 Series 210	Twin Otter	De Havilland DHC-6 (PWC PT6)	
VIKING AIR (Bombardier) (De Havilland)	DHC-6 Series 300	Twin Otter	De Havilland DHC-6 (PWC PT6)	
VIKING AIR (Bombardier) (De Havilland)	DHC-6 Series 310	Twin Otter	De Havilland DHC-6 (PWC PT6)	
VIKING AIR (Bombardier) (De Havilland)	DHC-6 Series 320	Twin Otter	De Havilland DHC-6 (PWC PT6)	

GROUP 1 AEROPLANES				
TC Holder	Model	Com. des.	Part-66 type rating endorsement	Note
VIKING AIR (Bombardier) (De Havilland)	DHC-7-100		De Havilland DHC-7 (PWC PT6)	
VIKING AIR (Bombardier) (De Havilland)	DHC-7-101		De Havilland DHC-7 (PWC PT6)	
VIKING AIR (Bombardier) (De Havilland)	DHC-7-102		De Havilland DHC-7 (PWC PT6)	
VIKING AIR (Bombardier) (De Havilland)	DHC-7-103		De Havilland DHC-7 (PWC PT6)	
VIKING AIR (Bombardier) (De Havilland)	DHC-7-110		De Havilland DHC-7 (PWC PT6)	
VIKING AIR (Bombardier) (De Havilland)	DHC-7-111		De Havilland DHC-7 (PWC PT6)	
VIKING AIR LIMITED	CL-215-1A10		Canadair CL-215 (PW R2800)	
VIKING AIR LIMITED	CL-215-6B11 (CL-215T Variant)		Canadair CL-215 (PWC PW123)	
VIKING AIR LIMITED	CL-215-6B11 (CL-415 Variant)		Canadair CL-415 (PWC PW123)	
VULCAIR	AP68TP-300 'Spartacus'	Spartacus	Vulcanair AP68TP Series (RR Corp 250)	
VULCAIR	AP68TP-600 'Viator'	Viator	Vulcanair AP68TP Series (RR Corp 250)	
VULCAIR	SF600		Vulcanair SF600 (RR Corp 250)	
VULCAIR	SF600A		Vulcanair SF600 (RR Corp 250)	

STCs in GROUP 1 AEROPLANES

ED Decision 2019/024/R

GROUP 1 AEROPLANES (STC)				
STC holder	Model	Com. des.	Part-66 type rating endorsement	Note
AEROSERVIS s.r.o.	L 410 UVP-E		Let-410 (PWC PT6)	STC not yet released.
AEROSERVIS s.r.o.	L 410 UVP-E9		Let-410 (PWC PT6)	STC not yet released.
AEROSERVIS s.r.o.	L 410 UVP-E20		Let-410 (PWC PT6)	STC not yet released.
GOMOLZIG FLUGZEUG-UND MASCHINENBAU (STC)	Dornier DO 28 D-2		Dornier Do 28 (Walter M601)	STC No 10015031
JET AVIATION AG (STC)	Fan Jet Falcon E		Falcon 20E (Honeywell TFE731)	
NEXTANT AEROSPACE L.L.C. (STC)	Beech 400A		Beech 400A (Williams FJ44)	STC No 10042353
Sierra Industries Ltd.	501	Citation	Cessna 501 (Williams FJ44)	STC No EASA.IM.A. S.01937
THE MONROE COMPANY, LLC (STC)	Cessna 550		Cessna 550/S550 (Williams FJ 44)	STC No 10053014
THE MONROE COMPANY, LLC (STC)	Cessna S550		Cessna 550/S550 (Williams FJ 44)	STC No 10053014

GROUP 1 HELICOPTERS

ED Decision 2023/019/R

GROUP 1 HELICOPTERS				
TC Holder	Model	Com. des.	Part-66 type rating endorsement	Note
AGUSTA	AB 204 B		Agusta AB204, AB205 / Bell 204, 205 (Honeywell T53)	
AGUSTA	AB 205 A-1		Agusta AB204, AB205 / Bell 204, 205 (Honeywell T53)	
AGUSTA	AS-61N		Agusta AS61N/Sikorsky S-61N (GE CT58)	
AGUSTA	AS-61N1		Agusta AS61N/Sikorsky S-61N (GE CT58)	
AIRBUS HELICOPTERS	AS 332 C	SUPER PUMA Mk I	Eurocopter AS 332 (Turbomeca Makila 1A/1A1)	
AIRBUS HELICOPTERS	AS 332 C1	SUPER PUMA Mk I	Eurocopter AS 332 (Turbomeca Makila 1A/1A1)	
AIRBUS HELICOPTERS	AS 332 L	SUPER PUMA Mk I	Eurocopter AS 332 (Turbomeca Makila 1A/1A1)	
AIRBUS HELICOPTERS	AS 332 L1	SUPER PUMA Mk I	Eurocopter AS 332 (Turbomeca Makila 1A/1A1)	
AIRBUS HELICOPTERS	AS 332 L2		Eurocopter AS 332 L2 (Turbomeca Makila 1A2)	
AIRBUS HELICOPTERS	AS 355 E	Ecureuil II / TwinStar	Eurocopter AS 355 (RR Corp 250)	
AIRBUS HELICOPTERS	AS 355 F	Ecureuil II / TwinStar	Eurocopter AS 355 (RR Corp 250)	
AIRBUS HELICOPTERS	AS 355 F1	Ecureuil II / TwinStar	Eurocopter AS 355 (RR Corp 250)	
AIRBUS HELICOPTERS	AS 355 F2	Ecureuil II / TwinStar	Eurocopter AS 355 (RR Corp 250)	
AIRBUS HELICOPTERS	AS 355 N	Ecureuil II / TwinStar	Eurocopter AS 355 (Turbomeca Arrius 1)	
AIRBUS HELICOPTERS	AS 355 NP	Ecureuil II / TwinStar	Eurocopter AS 355 (Turbomeca Arrius 1)	
AIRBUS HELICOPTERS	AS 365 N3	Dauphin	Eurocopter AS 365 N3 (Turbomeca Arriel 2C)	
AIRBUS HELICOPTERS	EC 155 B		Eurocopter EC 155 (Turbomeca Arriel 2)	
AIRBUS HELICOPTERS	EC 155 B1		Eurocopter EC 155 (Turbomeca Arriel 2)	
AIRBUS HELICOPTERS	EC 175 B		Eurocopter EC 175 (PWC PT6C)	
AIRBUS HELICOPTERS	EC 225 LP	SUPER PUMA Mk II+ or LP	Eurocopter EC 225 (Turbomeca Makila 2A)	
AIRBUS HELICOPTERS	SA 330 J		Eurocopter SA 330 (Turbomeca Turmo)	
AIRBUS HELICOPTERS	SA 365 C1	Dauphin	Eurocopter SA 365 C Series (Turbomeca Arriel 1)	
AIRBUS HELICOPTERS	SA 365 C2	Dauphin	Eurocopter SA 365 C Series (Turbomeca Arriel 1)	

GROUP 1 HELICOPTERS				
TC Holder	Model	Com. des.	Part-66 type rating endorsement	Note
AIRBUS HELICOPTERS	SA 365 C3	Dauphin	Eurocopter SA 365 C Series (Turbomeca Arriel 1)	
AIRBUS HELICOPTERS	AS 365 N2	Dauphin	Eurocopter SA 365 N/N1, AS 365 N2 (Turbomeca Arriel 1)	
AIRBUS HELICOPTERS	SA 365 N1	Dauphin	Eurocopter SA 365 N/N1, AS 365 N2 (Turbomeca Arriel 1)	
AIRBUS HELICOPTERS	SA 365 N		Eurocopter SA 365 N/N1, AS 365 N2 (Turbomeca Arriel 1)	
AIRBUS HELICOPTERS	H160-B		AIRBUS HELICOPTERS H160 (SAFRAN ARRANO 1)	
AIRBUS HELICOPTERS DEUTSCHLAND GmbH	EC135 P3H		AIRBUS HELICOPTERS EC135 P3H (PWC PW206)	
AIRBUS HELICOPTERS DEUTSCHLAND GmbH	EC635 P3H		AIRBUS HELICOPTERS EC135 P3H (PWC PW206)	
AIRBUS HELICOPTERS DEUTSCHLAND GmbH	EC135 T3H		AIRBUS HELICOPTERS EC135 T3H (Turbomeca Arrius 2B)	
AIRBUS HELICOPTERS DEUTSCHLAND GmbH	EC635 T3H		AIRBUS HELICOPTERS EC135 T3H (Turbomeca Arrius 2B)	
AIRBUS HELICOPTERS DEUTSCHLAND GmbH	BO 105 A		BO 105 series (RR Corp 250)	
AIRBUS HELICOPTERS DEUTSCHLAND GmbH	BO 105 C		BO 105 series (RR Corp 250)	
AIRBUS HELICOPTERS DEUTSCHLAND GmbH	BO 105 D		BO 105 series (RR Corp 250)	
AIRBUS HELICOPTERS DEUTSCHLAND GmbH	BO 105 LS A-1		BO 105 series (RR Corp 250)	
AIRBUS HELICOPTERS DEUTSCHLAND GmbH	BO 105 LS A-3		BO 105 series (RR Corp 250)	
AIRBUS HELICOPTERS DEUTSCHLAND GmbH	BO 105 S		BO 105 series (RR Corp 250)	

GROUP 1 HELICOPTERS				
TC Holder	Model	Com. des.	Part-66 type rating endorsement	Note
AIRBUS HELICOPTERS DEUTSCHLAND GmbH	EC135 P1 (CDS)		Eurocopter EC 135 (PWC PW206)	
AIRBUS HELICOPTERS DEUTSCHLAND GmbH	EC135 P1 (CPDS)		Eurocopter EC 135 (PWC PW206)	
AIRBUS HELICOPTERS DEUTSCHLAND GmbH	EC135 P2 (CPDS)		Eurocopter EC 135 (PWC PW206)	
AIRBUS HELICOPTERS DEUTSCHLAND GmbH	EC135 P2+		Eurocopter EC 135 (PWC PW206)	
AIRBUS HELICOPTERS DEUTSCHLAND GmbH	EC135 P3 (CPDS)		Eurocopter EC 135 (PWC PW206)	
AIRBUS HELICOPTERS DEUTSCHLAND GmbH	EC635 P2+		Eurocopter EC 135 (PWC PW206)	
AIRBUS HELICOPTERS DEUTSCHLAND GmbH	EC635 P3 (CPDS)		Eurocopter EC 135 (PWC PW206)	
AIRBUS HELICOPTERS DEUTSCHLAND GmbH	EC 135 T2+		Eurocopter EC 135 (Turbomeca Arrius 2B)	
AIRBUS HELICOPTERS DEUTSCHLAND GmbH	EC135 T1 (CDS)		Eurocopter EC 135 (Turbomeca Arrius 2B)	
AIRBUS HELICOPTERS DEUTSCHLAND GmbH	EC135 T1 (CPDS)		Eurocopter EC 135 (Turbomeca Arrius 2B)	
AIRBUS HELICOPTERS DEUTSCHLAND GmbH	EC135 T2 (CPDS)		Eurocopter EC 135 (Turbomeca Arrius 2B)	
AIRBUS HELICOPTERS DEUTSCHLAND GmbH	EC135 T3 (CPDS)		Eurocopter EC 135 (Turbomeca Arrius 2B)	

GROUP 1 HELICOPTERS				
TC Holder	Model	Com. des.	Part-66 type rating endorsement	Note
AIRBUS HELICOPTERS DEUTSCHLAND GmbH	EC635 T1 (CPDS)		Eurocopter EC 135 (Turbomeca Arrius 2B)	
AIRBUS HELICOPTERS DEUTSCHLAND GmbH	EC635 T2+		Eurocopter EC 135 (Turbomeca Arrius 2B)	
AIRBUS HELICOPTERS DEUTSCHLAND GmbH	EC635 T3 (CPDS)		Eurocopter EC 135 (Turbomeca Arrius 2B)	
AIRBUS HELICOPTERS DEUTSCHLAND GmbH	MBB-BK117 A-1		Eurocopter MBB-BK 117 A/B (Honeywell LTS 101)	
AIRBUS HELICOPTERS DEUTSCHLAND GmbH	MBB-BK117 A-3		Eurocopter MBB-BK 117 A/B (Honeywell LTS 101)	
AIRBUS HELICOPTERS DEUTSCHLAND GmbH	MBB-BK117 A-4		Eurocopter MBB-BK 117 A/B (Honeywell LTS 101)	
AIRBUS HELICOPTERS DEUTSCHLAND GmbH	MBB-BK117 B-1		Eurocopter MBB-BK 117 A/B (Honeywell LTS 101)	
AIRBUS HELICOPTERS DEUTSCHLAND GmbH	MBB-BK117 B-2		Eurocopter MBB-BK 117 A/B (Honeywell LTS 101)	
AIRBUS HELICOPTERS DEUTSCHLAND GmbH	MBB-BK117 C-1		Eurocopter MBB-BK 117 C1 (Turbomeca Arriel 1)	
AIRBUS HELICOPTERS DEUTSCHLAND GmbH	MBB-BK117 C-2	EC145	Eurocopter MBB-BK 117 C2 (Turbomeca Arriel 1)	
AIRBUS HELICOPTERS DEUTSCHLAND GmbH	MBB-BK117 C-2e	EC145	Eurocopter MBB-BK 117 C2 (Turbomeca Arriel 1)	
AIRBUS HELICOPTERS DEUTSCHLAND GmbH	MBB-BK117 D-2	EC145 T2	Eurocopter MBB-BK 117 D2 (Turbomeca Arriel 2)	

GROUP 1 HELICOPTERS				
TC Holder	Model	Com. des.	Part-66 type rating endorsement	Note
AIRBUS HELICOPTERS DEUTSCHLAND GmbH	MBB-BK117 D-2m	H145	Eurocopter MBB-BK 117 D2 (Turbomeca Arriel 2)	
AIRBUS HELICOPTERS DEUTSCHLAND GmbH	MBB-BK117 D-3	H145	Eurocopter MBB-BK 117 D23 (Safran Arriel 2)	
AIRBUS HELICOPTERS DEUTSCHLAND GmbH	MBB-BK117 D-3m	H145	Eurocopter MBB-BK 117 D23 (Safran Arriel 2)	
BELL HELICOPTER CANADA	222		Bell 222 (Honeywell LTS 101)	
BELL HELICOPTER CANADA	222B		Bell 222 (Honeywell LTS 101)	
BELL HELICOPTER CANADA	222U		Bell 222 (Honeywell LTS 101)	
BELL HELICOPTER CANADA	230	230 Executive 230 Utility 230 EMS	Bell 230 (RR Corp 250)	
BELL HELICOPTER CANADA	427		Bell 427 (PWC PW207D)	
BELL HELICOPTER CANADA	429		Bell 429 (PWC PW207D)	
BELL HELICOPTER CANADA	430		Bell 430 (RR Corp 250)	
BELL HELICOPTER TEXTRON, INC.	204B		Agusta AB204, AB205 / Bell 204, 205 (Honeywell T53)	
BELL HELICOPTER TEXTRON, INC.	205A-1		Agusta AB204, AB205 / Bell 204, 205 (Honeywell T53)	
BELL HELICOPTER TEXTRON, INC.	212		Bell 212 / Agusta AB212 (PWC PT6)	
BELL HELICOPTER TEXTRON, INC.	214B		Bell 214 (Honeywell T5508)	
BELL HELICOPTER TEXTRON, INC.	214B-1		Bell 214 (Honeywell T5508)	

GROUP 1 HELICOPTERS				
TC Holder	Model	Com. des.	Part-66 type rating endorsement	Note
BELL HELICOPTER TEXTRON, INC.	214ST		Bell 214ST (GE CT7)	
BELL HELICOPTER TEXTRON, INC.	412		Bell 412 / Agusta AB412 (PWC PT6)	
BELL HELICOPTER TEXTRON, INC.	412EP		Bell 412 / Agusta AB412 (PWC PT6)	
ERICKSON AIR-CRANE	S-64F		Erickson S-64 (PW JFTD 12)	
ERICKSON AIR-CRANE	S-64E		Erickson S-64 (Erickson JFTD 12)	
KAMAN AEROSPACE CORPORATION	K-1200		Kaman K-1200 (Honeywell T5317)	
KAMOV	Ka-32A11BC		Kamov Ka 32 (Klimov)	
LEONARDO S.p.A.	A109K2		Agusta A109 (Turbomeca Arriel 1)	
LEONARDO S.p.A.	A109S	Grand AW109S	Agusta A109 Series (PWC PW206/207)	
LEONARDO S.p.A.	AW109SP	GrandNew	Agusta A109 Series (PWC PW206/207)	
LEONARDO S.p.A.	A109N	Nexus AW109N	Agusta A109 Series (PWC PW206/207)	
LEONARDO S.p.A.	A109E	Power AW109E	Agusta A109 Series (PWC PW206/207)	
LEONARDO S.p.A.	A109		Agusta A109 Series (RR Corp 250)	
LEONARDO S.p.A.	A109A		Agusta A109 Series (RR Corp 250)	
LEONARDO S.p.A.	A109AII		Agusta A109 Series (RR Corp 250)	
LEONARDO S.p.A.	A109C		Agusta A109 Series (RR Corp 250)	
LEONARDO S.p.A.	A109LUH	AW109LUH	Agusta A109 Series (Turbomeca Arrius 2)	
LEONARDO S.p.A.	A109E	Power AW109E	Agusta A109 Series (Turbomeca Arrius 2)	
LEONARDO S.p.A.	AB139		Agusta AB139 / AW139 (PWC PT6)	
LEONARDO S.p.A.	AW139		Agusta AB139 / AW139 (PWC PT6)	
LEONARDO S.p.A.	EH 101-300		Agusta/Westland EH-101 (GE CT7)	
LEONARDO S.p.A.	EH 101-500		Agusta/Westland EH-101 (GE CT7)	

GROUP 1 HELICOPTERS				
TC Holder	Model	Com. des.	Part-66 type rating endorsement	Note
LEONARDO S.p.A.	EH 101-510		Agusta/Westland EH-101 (GE CT7)	
LEONARDO S.p.A.	AW169		AW169 (PWC 210)	
LEONARDO S.p.A.	AW189		AW189 (GE CT7)	
LEONARDO S.p.A.	AW189	AW189K	AW189 (Safran ANETO-1K)	
LEONARDO S.p.A.	AB 212		Bell 212 / Agusta AB212 (PWC PT6)	
LEONARDO S.p.A.	AB 412		Bell 412 / Agusta AB412 (PWC PT6)	
LEONARDO S.p.A.	AB 412 EP		Bell 412 / Agusta AB412 (PWC PT6)	
MD HELICOPTERS, Inc.	MD900		MD Helicopters MD900 (PWC PW206/207)	
Philippine Aerospace Development Corp	P-BO 105 C		BO 105 series (RR Corp 250)	
Philippine Aerospace Development Corp	P-BO 105 S		BO 105 series (RR Corp 250)	
PZL-ŚWIDNIK	W-3A		PZL-Swidnik W-3A/W-3AS (Rzeszow PZL-10W)	
PZL-ŚWIDNIK	W-3AS		PZL-Swidnik W-3A/W-3AS (Rzeszow PZL-10W)	
SIKORSKY AIRCRAFT	S-61N		Agusta AS61N/Sikorsky S-61N (GE CT58)	
SIKORSKY AIRCRAFT	S-61NM		Agusta AS61N/Sikorsky S-61N (GE CT58)	
SIKORSKY AIRCRAFT	S-58BT		Sikorsky S-58 (PWC PT6T)	
SIKORSKY AIRCRAFT	S-58DT		Sikorsky S-58 (PWC PT6T)	
SIKORSKY AIRCRAFT	S-58ET		Sikorsky S-58 (PWC PT6T)	
SIKORSKY AIRCRAFT	S-58FT		Sikorsky S-58 (PWC PT6T)	
SIKORSKY AIRCRAFT	S-58HT		Sikorsky S-58 (PWC PT6T)	
SIKORSKY AIRCRAFT	S-58JT		Sikorsky S-58 (PWC PT6T)	
SIKORSKY AIRCRAFT	S-76A	S-76A+ S-76A++	Sikorsky S-76 (Turbomeca Arriel 1)	

GROUP 1 HELICOPTERS				
TC Holder	Model	Com. des.	Part-66 type rating endorsement	Note
SIKORSKY AIRCRAFT	S-76A		Sikorsky S-76A (RR Corp 250)	
SIKORSKY AIRCRAFT	S-76B	S-76B	Sikorsky S-76B (PWC PT6)	
SIKORSKY AIRCRAFT	S-76C		Sikorsky S-76C (Turbomeca Arriel 1)	
SIKORSKY AIRCRAFT	S-76C	S-76C+ S-76C++	Sikorsky S-76C (Turbomeca Arriel 2)	
SIKORSKY AIRCRAFT	S-76D		Sikorsky S-76D (PW210S)	
SIKORSKY AIRCRAFT	S-92A		Sikorsky S-92A (GE CT7-8)	

STCs in GROUP 1 HELICOPTERS
ED Decision 2019/024/R

GROUP 1 HELICOPTERS				
STC Holder	Model	Com. des.	Part-66 type rating endorsement	Note
Heli-Air Inc. (STC)	Bell 222		Bell 222 (RR Corp 250)	

GROUP 1 GAS AIRSHIPS (other than ELA2)
ED Decision 2019/024/R

GROUP 1 GAS AIRSHIPS (other than ELA2)				
TC Holder	Model	Com. des.	Part-66 type rating endorsement	NOTE
Skyship Services	Skyship 600		Skyship (Porsche)	
Worldwide Aeros Corporation	Aeros 40B		Worldwide Aeros (Continental)	
Zeppelin Luftschifftechnik GmbH & Co KG	LZ N07-100		Zeppelin LZ N07 (Lycoming)	
Zeppelin Luftschifftechnik GmbH & Co KG	LZ N07-101		Zeppelin LZ N07 (Lycoming)	

SUBGROUP 2a: SINGLE TURBO-PROPELLER ENGINE AEROPLANES (other than those in Group 1)

ED Decision 2019/024/R

SUBGROUP 2a: SINGLE TURBO-PROPELLER ENGINE AEROPLANES (Other than those in Group 1)				
TC holder	Model	Com. des.	Part-66 type rating endorsement	Note
AERO VODOCHODY	Ae 270		Aero Ae-270 (PWC PT6)	
AIR TRACTOR, INC.	AT-302		Air Tractor AT-302 (Lycoming LTP101)	
AIR TRACTOR, INC.	AT-400		Air Tractor AT-400/500/600 Series (PWC PT6)	
AIR TRACTOR, INC.	AT-400A		Air Tractor AT-400/500/600 Series (PWC PT6)	
AIR TRACTOR, INC.	AT-402		Air Tractor AT-400/500/600 Series (PWC PT6)	
AIR TRACTOR, INC.	AT-402A		Air Tractor AT-400/500/600 Series (PWC PT6)	
AIR TRACTOR, INC.	AT-402B		Air Tractor AT-400/500/600 Series (PWC PT6)	
AIR TRACTOR, INC.	AT-502		Air Tractor AT-400/500/600 Series (PWC PT6)	
AIR TRACTOR, INC.	AT-502A		Air Tractor AT-400/500/600 Series (PWC PT6)	
AIR TRACTOR, INC.	AT-502B		Air Tractor AT-400/500/600 Series (PWC PT6)	
AIR TRACTOR, INC.	AT-503		Air Tractor AT-400/500/600 Series (PWC PT6)	
AIR TRACTOR, INC.	AT-503A		Air Tractor AT-400/500/600 Series (PWC PT6)	
AIR TRACTOR, INC.	AT-602		Air Tractor AT-400/500/600 Series (PWC PT6)	
ALLIED AG CAT Productions	G-164D		Grumman G-164 (PWC PT6)	
ALLIED AG CAT Productions	G-164D with 73' wing gap		Grumman G-164 (PWC PT6)	
EADS PZL 'WARSZAWA-OKECIE'	PZL-106 BT-601 TURBO KRUK		EADS PZL PZL-106 BT (Walter M601)	
EADS PZL 'WARSZAWA-OKECIE'	PZL-106 BTU-34 TURBO KRUK		EADS PZL PZL-106 BTU (PWC PT6)	
GROB Aircraft AG	G 120TP-A		Grob G 120TP (RR Corp 250)	
LEONARDO S.p.A.	SF260TP		Aermacchi SF260 (RR M250)	ELA1
PACIFIC AEROSPACE Corporation	750XL		PAC 750XL (PWC PT6)	
PILATUS AIRCRAFT	PC-6/B1-H2		Pilatus PC-6 (PWC PT6)	ELA2
PILATUS AIRCRAFT	PC-6/B2-H2		Pilatus PC-6 (PWC PT6)	ELA2
PILATUS AIRCRAFT	PC-6/B2-H4		Pilatus PC-6 (PWC PT6)	ELA2
PILATUS AIRCRAFT	PC-6/B-H2		Pilatus PC-6 (PWC PT6)	ELA2
PILATUS AIRCRAFT	PC-6/C1-H2		Pilatus PC-6 Series (Honeywell TPE 331)	ELA2
PILATUS AIRCRAFT	PC-6/C-H2		Pilatus PC-6 Series (Honeywell TPE 331)	ELA2

SUBGROUP 2a: SINGLE TURBO-PROPELLER ENGINE AEROPLANES (Other than those in Group 1)				
TC holder	Model	Com. des.	Part-66 type rating endorsement	Note
PILATUS AIRCRAFT	PC-6/A		Pilatus PC-6 Series (Turbomeca Astazou)	ELA2
PILATUS AIRCRAFT	PC-6/A1-H2		Pilatus PC-6 Series (Turbomeca Astazou)	ELA2
PILATUS AIRCRAFT	PC-6/A2-H2		Pilatus PC-6 Series (Turbomeca Astazou)	ELA2
PILATUS AIRCRAFT	PC-6/A-H1		Pilatus PC-6 Series (Turbomeca Astazou)	ELA2
PILATUS AIRCRAFT	PC-6/A-H2		Pilatus PC-6 Series (Turbomeca Astazou)	ELA2
Quest Aircraft Design LLC	Kodiak 100		Quest Kodiak 100 (PWC PT6)	
SST FLUGTECHNIK GmbH	EA 400-500	<i>EXTRA 500</i>	Extra EA-400-500 (RR Corp 250)	
TEXTRON AVIATION Inc.	208	<i>Caravan I</i>	Cessna 208 Series (PWC PT6)	
TEXTRON AVIATION Inc.	208B	<i>Caravan II</i>	Cessna 208 Series (PWC PT6)	
THRUSH AIRCRAFT	S2R-H80		Thrush S2R Series (GEAC H80)	
THRUSH AIRCRAFT	600 S-2D		Thrush S2R Series (PWC PT6)	
THRUSH AIRCRAFT	S2RHG-T34		Thrush S2R Series (PWC PT6)	
THRUSH AIRCRAFT	S2RHG-T65		Thrush S2R Series (PWC PT6)	
THRUSH AIRCRAFT	S2R-T11		Thrush S2R Series (PWC PT6)	
THRUSH AIRCRAFT	S2R-T15		Thrush S2R Series (PWC PT6)	
THRUSH AIRCRAFT	S2R-T34		Thrush S2R Series (PWC PT6)	
THRUSH AIRCRAFT	S2R-T45		Thrush S2R Series (PWC PT6)	
THRUSH AIRCRAFT	S2R-T65		Thrush S2R Series (PWC PT6)	
THRUSH AIRCRAFT	S2R-T660		Thrush S2R Series (PWC PT6)	
THRUSH AIRCRAFT	S2R-G1		Thrush S2R Series (TPE331)	
THRUSH AIRCRAFT	S2R-G10		Thrush S2R Series (TPE331)	
THRUSH AIRCRAFT	S2R-G5		Thrush S2R Series (TPE331)	
THRUSH AIRCRAFT	S2R-G6		Thrush S2R Series (TPE331)	
VIKING AIR (Bombardier) (De Havilland)	DHC-2 MK III (Turbo-Beaver)	<i>Turbo-Beaver</i>	De Havilland DHC-2 (PWC PT6)	
ZLIN AIRCRAFT	Z 137 T		Zlin Z-37 T Series (Walter M601)	
ZLIN AIRCRAFT	Z 37 T		Zlin Z-37 T Series (Walter M601)	

STCs in SUBGROUP 2a AEROPLANES

ED Decision 2019/024/R

SUBGROUP 2a: SINGLE TURBO-PROPELLER ENGINE AEROPLANES (Other than those in Group 1) (STC)				
STC holder	Model	Com. des.	Part-66 type rating endorsement	Note
AERO TWIN, Inc. (STC)	Cessna 208	<i>Cessna 208</i>	Cessna 208/208B (Honeywell TPE331)	STC No 10033295
AERO TWIN, Inc. (STC)	Cessna 208B	<i>Cessna 208B</i>	Cessna 208/208B (Honeywell TPE331)	STC No 10033295
Eichenberger Aviation AG (STC)	P210N		Cessna P210N (RR Corp 250)	ELA2. STC FAA SA1003NE LBA ref.: 0779/625b EASA ref.: 10060053
JETPROP, LLC. (STC)	PA-46-350P	<i>Mirage</i>	Piper PA-46 Pressurised (PWC PT6)	ELA2. STC Nos 10015707, 10016000.
JETPROP, LLC. (STC)	PA-46-310P		Piper PA-46 Pressurised (PWC PT6)	ELA2. STC Nos 10015707, 10016000.
SOLOY, LLC (STC)	206H		Cessna 206 (RR Corp 250)	ELA2. STC No 10027209
SOLOY, LLC (STC)	T206H		Cessna 206 (RR Corp 250)	ELA2. STC No 10027209
SOLOY, LLC (STC)	TU206G		Cessna 206 (RR Corp 250)	ELA2. STC No 10027209
SOLOY, LLC (STC)	U206G		Cessna 206 (RR Corp 250)	ELA2. STC No 10027209
SOLOY, LLC (STC)	207		Cessna 207 (RR Corp 250)	ELA2. STC
SOLOY, LLC (STC)	207A		Cessna 207 (RR Corp 250)	ELA2. STC
SOLOY, LLC (STC)	T207		Cessna 207 (RR Corp 250)	ELA2. STC
SOLOY, LLC (STC)	T207A		Cessna 207 (RR Corp 250)	ELA2. STC
SUPERVAN SYSTEMS, Ltd. (STC)	Cessna 208	<i>Cessna 208</i>	Cessna 208/208B (Honeywell TPE331)	STC No 10033267
SUPERVAN SYSTEMS, Ltd. (STC)	Cessna 208B	<i>Cessna 208B</i>	Cessna 208/208B (Honeywell TPE331)	STC No 10033267
Tradewind Turbines/Soloy (STC)	Beech A36		Beech 36 Series (RR Corp 250)	ELA2. STC LBA ref.: SA 1034. FAA STC SA3523NM.
Tradewind Turbines/Soloy (STC)	Beech A36TC		Beech 36 Series (RR Corp 250)	ELA2. STC LBA ref.: SA 1034. FAA STC SA3523NM.
Turbine Conversions, LTD (STC)	206		Cessna 206 (PWC PT6)	ELA2. STC No 10061949
Turbine Conversions, LTD (STC)	206H		Cessna 206 (PWC PT6)	ELA2. STC No 10061949
Turbine Conversions, LTD (STC)	P206		Cessna 206 (PWC PT6)	ELA2. STC No 10061949

SUBGROUP 2a: SINGLE TURBO-PROPELLER ENGINE AEROPLANES (Other than those in Group 1) (STC)				
STC holder	Model	Com. des.	Part-66 type rating endorsement	Note
Turbine Conversions, LTD (STC)	P206A		Cessna 206 (PWC PT6)	ELA2. STC No 10061949
Turbine Conversions, LTD (STC)	P206B		Cessna 206 (PWC PT6)	ELA2. STC No 10061949
Turbine Conversions, LTD (STC)	P206C		Cessna 206 (PWC PT6)	ELA2. STC No 10061949
Turbine Conversions, LTD (STC)	P206D		Cessna 206 (PWC PT6)	ELA2. STC No 10061949
Turbine Conversions, LTD (STC)	P206E		Cessna 206 (PWC PT6)	ELA2. STC No 10061949
Turbine Conversions, LTD (STC)	T206H		Cessna 206 (PWC PT6)	ELA2. STC No 10061949
Turbine Conversions, LTD (STC)	TP206A		Cessna 206 (PWC PT6)	ELA2. STC No 10061949
Turbine Conversions, LTD (STC)	TP206B		Cessna 206 (PWC PT6)	ELA2. STC No 10061949
Turbine Conversions, LTD (STC)	TP206C		Cessna 206 (PWC PT6)	ELA2. STC No 10061949
Turbine Conversions, LTD (STC)	TP206D		Cessna 206 (PWC PT6)	ELA2. STC No 10061949
Turbine Conversions, LTD (STC)	TP206E		Cessna 206 (PWC PT6)	ELA2. STC No 10061949
Turbine Conversions, LTD (STC)	TU206A		Cessna 206 (PWC PT6)	ELA2. STC No 10061949
Turbine Conversions, LTD (STC)	TU206B		Cessna 206 (PWC PT6)	ELA2. STC No 10061949
Turbine Conversions, LTD (STC)	TU206C		Cessna 206 (PWC PT6)	ELA2. STC No 10061949
Turbine Conversions, LTD (STC)	TU206D		Cessna 206 (PWC PT6)	ELA2. STC No 10061949
Turbine Conversions, LTD (STC)	TU206E		Cessna 206 (PWC PT6)	ELA2. STC No 10061949
Turbine Conversions, LTD (STC)	TU206F		Cessna 206 (PWC PT6)	ELA2. STC No 10061949
Turbine Conversions, LTD (STC)	TU206G		Cessna 206 (PWC PT6)	ELA2. STC No 10061949
Turbine Conversions, LTD (STC)	U206		Cessna 206 (PWC PT6)	ELA2. STC No 10061949
Turbine Conversions, LTD (STC)	U206A		Cessna 206 (PWC PT6)	ELA2. STC No 10061949
Turbine Conversions, LTD (STC)	U206B		Cessna 206 (PWC PT6)	ELA2. STC No 10061949
Turbine Conversions, LTD (STC)	U206C		Cessna 206 (PWC PT6)	ELA2. STC No 10061949
Turbine Conversions, LTD (STC)	U206D		Cessna 206 (PWC PT6)	ELA2. STC No 10061949
Turbine Conversions, LTD (STC)	U206E		Cessna 206 (PWC PT6)	ELA2. STC No 10061949

SUBGROUP 2a: SINGLE TURBO-PROPELLER ENGINE AEROPLANES (Other than those in Group 1) (STC)				
STC holder	Model	Com. des.	Part-66 type rating endorsement	Note
Turbine Conversions, LTD (STC)	U206F		Cessna 206 (PWC PT6)	ELA2. STC No 10061949
Turbine Conversions, LTD (STC)	U206G		Cessna 206 (PWC PT6)	ELA2. STC No 10061949
WEST PACIFIC AIR, LLC (STC)	B36TC		Beech 36TC (PWC PT6)	ELA2. STC No 10030059

SUBGROUP 2b: SINGLE TURBINE-ENGINE HELICOPTERS (other than those in Group 1)

ED Decision 2019/024/R

SUBGROUP 2b: SINGLE TURBINE-ENGINE HELICOPTERS (other than those in Group 1)				
TC Holder	Model	Com. des.	Part-66 type rating endorsement	Note
AIRBUS HELICOPTERS	AS 350 D		Eurocopter AS 350 (Lycoming LTS101)	
AIRBUS HELICOPTERS	AS 350 B	<i>Écureuil</i>	Eurocopter AS 350 (Turbomeca Arriel 1)	
AIRBUS HELICOPTERS	AS 350 B1	<i>Écureuil</i>	Eurocopter AS 350 (Turbomeca Arriel 1)	
AIRBUS HELICOPTERS	AS 350 B2	<i>Écureuil</i>	Eurocopter AS 350 (Turbomeca Arriel 1)	
AIRBUS HELICOPTERS	AS 350 BA	<i>Écureuil</i>	Eurocopter AS 350 (Turbomeca Arriel 1)	
AIRBUS HELICOPTERS	AS 350 BB	<i>Écureuil</i>	Eurocopter AS 350 (Turbomeca Arriel 1)	
AIRBUS HELICOPTERS	AS 350 B3	<i>Écureuil</i>	Eurocopter AS 350 (Turbomeca Arriel 2)	
AIRBUS HELICOPTERS	EC 120 B	<i>Colibri</i>	Eurocopter EC 120 (Turbomeca Arrius 2F)	
AIRBUS HELICOPTERS	EC 130 B4		Eurocopter EC 130 (Turbomeca Arriel 2)	
AIRBUS HELICOPTERS	EC 130 T2		Eurocopter EC 130 (Turbomeca Arriel 2)	
AIRBUS HELICOPTERS	SA 315 B	<i>Alouette III Lama</i>	Eurocopter SA 315B (Turbomeca Artouste)	
AIRBUS HELICOPTERS	SA 316 B	<i>Alouette III</i>	Eurocopter SA 316 B/SA 316 C (Turbomeca Artouste)	
AIRBUS HELICOPTERS	SA 316 C	<i>Alouette III</i>	Eurocopter SA 316 B/SA 316 C (Turbomeca Artouste)	
AIRBUS HELICOPTERS	SE 3160	<i>Alouette III</i>	Eurocopter SA 316 B/SA 316 C (Turbomeca Artouste)	
AIRBUS HELICOPTERS	SA 318 B	<i>Alouette-Astazou</i>	Eurocopter SA 318 (Turbomeca Astazou)	
AIRBUS HELICOPTERS	SA 318 C	<i>Alouette-Astazou</i>	Eurocopter SA 318 (Turbomeca Astazou)	
AIRBUS HELICOPTERS	SA 3180	<i>Alouette-Astazou</i>	Eurocopter SA 318 (Turbomeca Astazou)	
AIRBUS HELICOPTERS	SA 319 B	<i>Alouette III</i>	Eurocopter SA 319 (Turbomeca Astazou XIV)	

SUBGROUP 2b: SINGLE TURBINE-ENGINE HELICOPTERS (other than those in Group 1)				
TC Holder	Model	Com. des.	Part-66 type rating endorsement	Note
AIRBUS HELICOPTERS	SA 341 G	<i>Gazelle</i>	Eurocopter SA 341 (Turbomeca Astazou)	
AIRBUS HELICOPTERS	SA 342 J	<i>Gazelle</i>	Eurocopter SA 342 J (Turbomeca Astazou XIV)	
BELL HELICOPTER CANADA	407		Bell 407 (RR Corp 250)	
BELL HELICOPTER TEXTRON CANADA LIMITED	206A		Agusta AB206 / Bell 206 (RR Corp 250)	
BELL HELICOPTER TEXTRON CANADA LIMITED	206A-1		Agusta AB206 / Bell 206 (RR Corp 250)	
BELL HELICOPTER TEXTRON CANADA LIMITED	206B		Agusta AB206 / Bell 206 (RR Corp 250)	
BELL HELICOPTER TEXTRON CANADA LIMITED	206L		Agusta AB206 / Bell 206 (RR Corp 250)	
BELL HELICOPTER TEXTRON CANADA LIMITED	206L-1		Agusta AB206 / Bell 206 (RR Corp 250)	
BELL HELICOPTER TEXTRON CANADA LIMITED	206L-3		Agusta AB206 / Bell 206 (RR Corp 250)	
BELL HELICOPTER TEXTRON CANADA LIMITED	206L-4		Agusta AB206 / Bell 206 (RR Corp 250)	
BELL HELICOPTER TEXTRON CANADA LIMITED	505		Bell 505 (Safran Arrius 2R)	
LEONARDO S.p.A.	A119	<i>Koala</i>	Agusta A119/ Agusta AW119MkII (PWC PT6)	
LEONARDO S.p.A.	AW119MkII	<i>Koala enhanced AW119Ke</i>	Agusta A119/ Agusta AW119MkII (PWC PT6)	
LEONARDO S.p.A.	AB206 A		Agusta AB206 / Bell 206 (RR Corp 250)	
LEONARDO S.p.A.	AB206 B		Agusta AB206 / Bell 206 (RR Corp 250)	
MD HELICOPTERS INC. (MDHI)	369D		MD Helicopters 369 Series / SEI NH-500D (RR Corp 250)	
MD HELICOPTERS INC. (MDHI)	369E		MD Helicopters 369 Series / SEI NH-500D (RR Corp 250)	
MD HELICOPTERS INC. (MDHI)	369FF		MD Helicopters 369 Series / SEI NH-500D (RR Corp 250)	
MD HELICOPTERS INC. (MDHI)	369H		MD Helicopters 369 Series / SEI NH-500D (RR Corp 250)	
MD HELICOPTERS INC. (MDHI)	369HE		MD Helicopters 369 Series / SEI NH-500D (RR Corp 250)	

SUBGROUP 2b: SINGLE TURBINE-ENGINE HELICOPTERS (other than those in Group 1)				
TC Holder	Model	Com. des.	Part-66 type rating endorsement	Note
MD HELICOPTERS INC. (MDHI)	369HM		MD Helicopters 369 Series / SEI NH-500D (RR Corp 250)	
MD HELICOPTERS INC. (MDHI)	369HS		MD Helicopters 369 Series / SEI NH-500D (RR Corp 250)	
MD HELICOPTERS INC. (MDHI)	600N	HU60	MD Helicopters 500N/600N AMD500N (RR Corp 250)	
MD HELICOPTERS INC. (MDHI)	500N		MD Helicopters 500N/600N AMD500N (RR Corp 250)	
Mecaer Aviation Group	NH-500D		MD Helicopters 369 Series / SEI NH-500D (RR Corp 250)	
Mecaer Aviation Group	NH-AMD500N		MD Helicopters 500N/600N AMD500N (RR Corp 250)	
PZL-ŚWIDNIK	SW-4		PZL SW-4 (RR Corp 250)	
ROBINSON HELICOPTER COMPANY	R 66		Robinson R66 (RR Corp 250)	
Schweizer RSG LLC	269D		Schweizer 269D (RR Corp 250)	
THE ENSTROM HELICOPTER CORPORATION	480		Enstrom 480 (RR Corp 250)	
THE ENSTROM HELICOPTER CORPORATION	480B		Enstrom 480 (RR Corp 250)	

SUBGROUP 2c: SINGLE PISTON-ENGINE HELICOPTERS (other than those in Group 1)

ED Decision 2019/024/R

SUBGROUP 2c: SINGLE PISTON-ENGINE HELICOPTERS (other than those in Group 1)				
TC Holder	Model	Comm. Des.	Part-66 type rating endorsement	Note
ANTARES INTERNATIONAL (Aircraft with SAS)	SH-4		Silvercraft SH-4 (Franklin)	
BRANTLY INTERNATIONAL, INC.	B-2	Military YHO 3BR	Brantly B2 (Lycoming)	
BRANTLY INTERNATIONAL, INC.	305		Brantly B2 (Lycoming)	
BRANTLY INTERNATIONAL, INC.	B-2A		Brantly B2 (Lycoming)	
BRANTLY INTERNATIONAL, INC.	B-2B		Brantly B2 (Lycoming)	
HELICOPTÈRES GUIMBAL	CABRI G2	Cabri	Cabri G2 (Lycoming)	
Mecaer Aviation Group	NH-300C	Model 300C	Mecaer 269/300 (Lycoming)	
ROBINSON HELICOPTER COMPANY	R 22		Robinson R22/R44 Series (Lycoming)	

SUBGROUP 2c: SINGLE PISTON-ENGINE HELICOPTERS (other than those in Group 1)				
TC Holder	Model	Comm. Des.	Part-66 type rating endorsement	Note
ROBINSON HELICOPTER COMPANY	R 44	<i>Astro Raven</i>	Robinson R22/R44 Series (Lycoming)	
ROBINSON HELICOPTER COMPANY	R22 Alpha		Robinson R22/R44 Series (Lycoming)	
ROBINSON HELICOPTER COMPANY	R22 Beta		Robinson R22/R44 Series (Lycoming)	
ROBINSON HELICOPTER COMPANY	R22 Mariner		Robinson R22/R44 Series (Lycoming)	
ROBINSON HELICOPTER COMPANY	R44 II	<i>Raven II</i>	Robinson R22/R44 Series (Lycoming)	
SIKORSKY AIRCRAFT	S-58B		Sikorsky S-58 (Wright Cyclone)	
SIKORSKY AIRCRAFT	S-58C		Sikorsky S-58 (Wright Cyclone)	
SIKORSKY AIRCRAFT	S-58D		Sikorsky S-58 (Wright Cyclone)	
SIKORSKY AIRCRAFT	S-58E		Sikorsky S-58 (Wright Cyclone)	
SIKORSKY AIRCRAFT	S-58F		Sikorsky S-58 (Wright Cyclone)	
SIKORSKY AIRCRAFT	S-58G		Sikorsky S-58 (Wright Cyclone)	
SIKORSKY AIRCRAFT	S-58H		Sikorsky S-58 (Wright Cyclone)	
SIKORSKY AIRCRAFT	S-58J		Sikorsky S-58 (Wright Cyclone)	
Schweizer RSG LLC	269A	<i>Model 300C</i>	Schweizer 269/300 (Lycoming)	
Schweizer RSG LLC	269B	<i>Model 300C</i>	Schweizer 269/300 (Lycoming)	
Schweizer RSG LLC	269C	<i>Model 300C</i>	Schweizer 269/300 (Lycoming)	
Schweizer RSG LLC	269C-1	<i>Model 300C</i>	Schweizer 269/300 (Lycoming)	
THE ENSTROM HELICOPTER CORPORATION	280		Enstrom F-28/280 (Lycoming)	
THE ENSTROM HELICOPTER CORPORATION	280C		Enstrom F-28/280 (Lycoming)	
THE ENSTROM HELICOPTER CORPORATION	280F		Enstrom F-28/280 (Lycoming)	
THE ENSTROM HELICOPTER CORPORATION	280FX		Enstrom F-28/280 (Lycoming)	
THE ENSTROM HELICOPTER CORPORATION	F-28A		Enstrom F-28/280 (Lycoming)	
THE ENSTROM HELICOPTER CORPORATION	F-28C		Enstrom F-28/280 (Lycoming)	
THE ENSTROM HELICOPTER CORPORATION	F-28C-2		Enstrom F-28/280 (Lycoming)	

SUBGROUP 2c: SINGLE PISTON-ENGINE HELICOPTERS (other than those in Group 1)				
TC Holder	Model	Comm. Des.	Part-66 type rating endorsement	Note
THE ENSTROM HELICOPTER CORPORATION	F-28F		Enstrom F-28/280 (Lycoming)	
THE ENSTROM HELICOPTER CORPORATION	F-28F-R		Enstrom F-28/280 (Lycoming)	

GROUP 3: PISTON-ENGINE AEROPLANES (other than those in Group 1)

ED Decision 2023/019/R

GROUP 3: PISTON-ENGINE AEROPLANES (other than those in Group 1)						
TC Holder	Model	Type of structure	Part-66 type rating endorsement	Note	MTOM	
					≤2T	>2T
AD Holdings, Inc	T-211	Metal	Thorp T-211 (Continental)	ELA1	X	
AD Holdings, Inc	T-211	Metal	Thorp T-211 (Jabiru)	ELA1	X	
AERO Sp.z.o.o	AT-3 R100	Metal	Aero AT-3 (Rotax)	ELA1	X	
AEROCLUBUL ROMANIEI	IAR-46	Metal	IAR-46 (Rotax)	ELA1	X	
AEROCLUBUL ROMANIEI	IAR-46S	Metal	IAR-46 (Rotax)	ELA1	X	
Aerospool, spol. s r. o.	Club	Composite	Aerospool Club (Rotax)	ELA1	X	
AEROSTAR AIRCRAFT Corporation	PA-60-601P (Aerostar 601P)	Metal + Pressurised	Piper PA-60/61 Pressurised (Lycoming)			X
AEROSTAR AIRCRAFT Corporation	PA-60-602P (Aerostar 602P)	Metal + Pressurised	Piper PA-60/61 Pressurised (Lycoming)			X
AEROSTAR AIRCRAFT Corporation	PA-60-700P (Aerostar 700P)	Metal + Pressurised	Piper PA-60/61 Pressurised (Lycoming)			X
AEROSTAR AIRCRAFT Corporation	PA-60-600 (Aerostar 600)	Metal	Piper PA-60/61 Series (Lycoming)			X
AEROSTAR AIRCRAFT Corporation	PA-60-601 (Aerostar 601)	Metal	Piper PA-60/61 Series (Lycoming)			X
AIR TRACTOR, INC.	AT-250	Metal	Air Tractor AT-250/300 (PW R985)			X
AIR TRACTOR, INC.	AT-300	Metal	Air Tractor AT-250/300 (PW R985)			X
AIR TRACTOR, INC.	AT-301	Metal	Air Tractor AT-301/401/501 (PW R1340)			X
AIR TRACTOR, INC.	AT-401	Metal	Air Tractor AT-301/401/501 (PW R1340)			X
AIR TRACTOR, INC.	AT-401B	Metal	Air Tractor AT-301/401/501 (PW R1340)			X

GROUP 3: PISTON-ENGINE AEROPLANES (other than those in Group 1)						
TC Holder	Model	Type of structure	Part-66 type rating endorsement	Note	MTOM	
					≤2T	>2T
AIR TRACTOR, INC.	AT-501	<i>Metal</i>	Air Tractor AT-301/401/501 (PW R1340)			X
AIR TRACTOR, INC.	AT-401A	<i>Metal</i>	Air Tractor AT-401 (PZL-3S)			X
AIRBUS DEFENCE AND SPACE GmbH	Bölkow 207	<i>Wood</i>	Bölkow BO 207 (Lycoming)	ELA1	X	
AIRBUS DEFENCE AND SPACE GmbH	Bölkow 207T	<i>Wood</i>	Bölkow BO 207 (Lycoming)	ELA1	X	
AIRBUS DEFENCE AND SPACE GmbH	Bölkow BO 208 C Junior	<i>Metal</i>	Bölkow BO 208 (Continental)	ELA1	X	
AIRBUS DEFENCE AND SPACE GmbH	Bölkow Junior	<i>Metal</i>	Bölkow BO 208 (Continental)	ELA1	X	
AIRBUS DEFENCE AND SPACE GmbH	Bölkow BO 209 S	<i>Metal</i>	Bölkow BO 209 (Continental)	ELA1	X	
AIRBUS DEFENCE AND SPACE GmbH	Bölkow BO 209 Monsun	<i>Metal</i>	Bölkow BO 209 (Lycoming)	ELA1	X	
AIRBUS DEFENCE AND SPACE GmbH	223 A1	<i>Metal</i>	SIAT 223 (Lycoming)	ELA1	X	
AIRBUS DEFENCE AND SPACE GmbH	223 K1	<i>Metal</i>	SIAT 223 (Lycoming)	ELA1	X	
AIRBUS DEFENCE AND SPACE GmbH	223 V	<i>Metal</i>	SIAT 223 (Lycoming)	ELA1	X	
AIRCRAFT Design and Certification	D4 Fascination	<i>Composite</i>	(WD) D4 Fascination (Rotax)	ELA1	X	
AIRCRAFT INDUSTRIES	L-200 A	<i>Metal</i>	Let L 200 (LOM)	ELA2	X	
AIRCRAFT INDUSTRIES	L-200 D	<i>Metal</i>	Let L 200 (LOM)	ELA2	X	
AIRCRAFT INDUSTRIES	Z-37-2	<i>Metal tubing Fabric</i>	Let Z-37 Series (LOM)	ELA2	X	
AIRCRAFT INDUSTRIES	Z-37A	<i>Metal tubing Fabric</i>	Let Z-37 Series (LOM)	ELA2	X	
AIRCRAFT INDUSTRIES	Z-37A-2	<i>Metal tubing Fabric</i>	Let Z-37 Series (LOM)	ELA2	X	
ALEXANDRIA Aircraft LLC	17-30	<i>Wood + Metal tubing Fabric</i>	Bellanca 17-30 (Continental)	ELA2	X	

GROUP 3: PISTON-ENGINE AEROPLANES (other than those in Group 1)						
TC Holder	Model	Type of structure	Part-66 type rating endorsement	Note	MTOM	
					≤2T	>2T
ALEXANDRIA Aircraft LLC	17-30A	Wood + Metal tubing Fabric	Bellanca 17-30 (Continental)	ELA2	X	
ALEXANDRIA Aircraft LLC	17-31	Wood + Metal tubing Fabric	Bellanca 17-31 Series (Lycoming)	ELA2	X	
ALEXANDRIA Aircraft LLC	17-31A	Wood + Metal tubing Fabric	Bellanca 17-31 Series (Lycoming)	ELA2	X	
ALEXANDRIA Aircraft LLC	17-31ATC	Wood + Metal tubing Fabric	Bellanca 17-31 Series (Lycoming)	ELA2	X	
ALEXANDRIA Aircraft LLC	17-31TC	Wood + Metal tubing Fabric	Bellanca 17-31 Series (Lycoming)	ELA2	X	
ALLIED AG CAT Productions	G-164	Metal	Grumman G-164 (Continental)	ELA2	X	
ALLIED AG CAT Productions	G-164B	Metal	Grumman G-164 (Continental)	ELA2	X	
ALLIED AG CAT Productions	G-164B with 73' wing gap	Metal	Grumman G-164 (Continental)	ELA2	X	
ALLIED AG CAT Productions	G-164B-15T	Metal	Grumman G-164 (Continental)	ELA2	X	
ALLIED AG CAT Productions	G-164B-20T	Metal	Grumman G-164 (Continental)	ELA2	X	
ALLIED AG CAT Productions	G-164B-34T	Metal	Grumman G-164 (Continental)	ELA2	X	
ALLIED AG CAT Productions	G-164	Metal	Grumman G-164 (Jacobs)	ELA2	X	
ALLIED AG CAT Productions	G-164	Metal	Grumman G-164 (PW R Series)	ELA2	X	
ALLIED AG CAT Productions	G-164A	Metal	Grumman G-164 (PW R Series)	ELA2	X	
ALLIED AG CAT Productions	G-164B	Metal	Grumman G-164 (PW R Series)	ELA2	X	
ALLIED AG CAT Productions	G-164B with 73' wing gap	Metal	Grumman G-164 (PW R Series)	ELA2	X	
ALLIED AG CAT Productions	G-164B-15T	Metal	Grumman G-164 (PW R Series)	ELA2	X	
ALLIED AG CAT Productions	G-164B-20T	Metal	Grumman G-164 (PW R Series)	ELA2	X	
ALLIED AG CAT Productions	G-164B-34T	Metal	Grumman G-164 (PW R Series)	ELA2	X	
ALLIED AG CAT Productions	G-164C	Metal	Grumman G-164 (PW R Series)	ELA2	X	
ALPHA AVIATION	HR 200-100	Metal	Robin HR 200/ R 2000 series (Lycoming)	ELA1	X	

GROUP 3: PISTON-ENGINE AEROPLANES (other than those in Group 1)						
TC Holder	Model	Type of structure	Part-66 type rating endorsement	Note	MTOM	
					≤2T	>2T
ALPHA AVIATION	HR 200-100 S	<i>Metal</i>	Robin HR 200/ R 2000 series (Lycoming)	ELA1	X	
ALPHA AVIATION	HR 200-120	<i>Metal</i>	Robin HR 200/ R 2000 series (Lycoming)	ELA1	X	
ALPHA AVIATION	HR 200-120 B	<i>Metal</i>	Robin HR 200/ R 2000 series (Lycoming)	ELA1	X	
ALPHA AVIATION	HR 200-160	<i>Metal</i>	Robin HR 200/ R 2000 series (Lycoming)	ELA1	X	
ALPHA AVIATION	R 2100	<i>Metal</i>	Robin HR 200/ R 2000 series (Lycoming)	ELA1	X	
ALPHA AVIATION	R 2100A	<i>Metal</i>	Robin HR 200/ R 2000 series (Lycoming)	ELA1	X	
ALPHA AVIATION	R 2112	<i>Metal</i>	Robin HR 200/ R 2000 series (Lycoming)	ELA1	X	
ALPHA AVIATION	R 2120U	<i>Metal</i>	Robin HR 200/ R 2000 series (Lycoming)	ELA1	X	
ALPHA AVIATION	R 2160	<i>Metal</i>	Robin HR 200/ R 2000 series (Lycoming)	ELA1	X	
ALPHA AVIATION	R 2160D	<i>Metal</i>	Robin HR 200/ R 2000 series (Lycoming)	ELA1	X	
ALPHA AVIATION	R 2160i	<i>Metal</i>	Robin HR 200/ R 2000 series (Lycoming)	ELA1	X	
AMERICAN CHAMPION Aircraft Corp.	7GCAA	<i>Wood + Metal tubing Fabric</i>	Champion 7 (Superior)	ELA1	X	
AMERICAN CHAMPION Aircraft Corp.	7GCBC (180HP)	<i>Wood + Metal tubing Fabric</i>	Champion 7 (Superior)	ELA1	X	
AMERICAN CHAMPION Aircraft Corp.	7ECA	<i>Wood + Metal tubing Fabric</i>	Champion 7 (Lycoming)	ELA1	X	
AMERICAN CHAMPION Aircraft Corp.	7GCAA	<i>Wood + Metal tubing Fabric</i>	Champion 7 (Lycoming)	ELA1	X	
AMERICAN CHAMPION Aircraft Corp.	7GCBC (160HP)	<i>Wood + Metal tubing Fabric</i>	Champion 7 (Lycoming)	ELA1	X	
AMERICAN CHAMPION Aircraft Corp.	8GCBC	<i>Wood + Metal tubing Fabric</i>	Champion 8 Series (Lycoming)	ELA1	X	
AMERICAN CHAMPION Aircraft Corp.	8KCAB	<i>Wood + Metal tubing Fabric</i>	Champion 8 Series (Lycoming)	ELA1	X	
AQUILA Aviation by Excellence AG	AQUILA AT01	<i>Composite</i>	Aquila AT01 (Rotax)	ELA1	X	
AQUILA Aviation by Excellence AG	AQUILA AT01-100	<i>Composite</i>	Aquila AT01 (Rotax)	ELA1	X	

GROUP 3: PISTON-ENGINE AEROPLANES (other than those in Group 1)						
TC Holder	Model	Type of structure	Part-66 type rating endorsement	Note	MTOM	
					≤2T	>2T
AQUILA Aviation by Excellence AG	AQUILA AT01-200	Composite	Aquila AT01 (Rotax)	ELA1	X	
AUGUSTAIR, INC.	VARGA 2180	Metal	Varga (Lycoming)	ELA1	X	
AUGUSTAIR, INC.	VARGA 2150A	Metal	Varga (Lycoming)	ELA1	X	
AUGUSTAIR, INC.	VARGA 2150	Metal	Varga (Lycoming)	ELA1	X	
AVIAT AIRCRAFT INC	A-1	Metal	Aviat Husky A (Lycoming)	ELA1	X	
AVIAT AIRCRAFT INC	A-1A	Metal	Aviat Husky A (Lycoming)	ELA1	X	
AVIAT AIRCRAFT INC	A-1B	Metal	Aviat Husky A (Lycoming)	ELA1	X	
AVIAT AIRCRAFT INC	A-1C-180	Metal	Aviat Husky A (Lycoming)	ELA1	X	
AVIAT AIRCRAFT INC	S-1S	Wood + Metal tubing Fabric	Pitts S-1 Series (Lycoming)	ELA1	X	
AVIAT AIRCRAFT INC	S-2A	Wood + Metal tubing Fabric	Pitts S-2 Series (Lycoming)	ELA1	X	
AVIAT AIRCRAFT INC	S-2B	Wood + Metal tubing Fabric	Pitts S-2 Series (Lycoming)	ELA1	X	
AVIAT AIRCRAFT INC	S-2C	Wood + Metal tubing Fabric	Pitts S-2 Series (Lycoming)	ELA1	X	
AVIAT AIRCRAFT INC	S-2S	Wood + Metal tubing Fabric	Pitts S-2 Series (Lycoming)	ELA1	X	
BEEHCRAFT Corporation	19A	Metal	Beech 19 Series (Lycoming)	ELA2	X	
BEEHCRAFT Corporation	B19	Metal	Beech 19 Series (Lycoming)	ELA2	X	
BEEHCRAFT Corporation	M19A	Metal	Beech 19 Series (Lycoming)	ELA2	X	
BEEHCRAFT Corporation	23	Metal	Beech 23 Series (Lycoming)	ELA2	X	
BEEHCRAFT Corporation	A23-19	Metal	Beech 23 Series (Lycoming)	ELA2	X	
BEEHCRAFT Corporation	A23-24	Metal	Beech 23 Series (Lycoming)	ELA2	X	
BEEHCRAFT Corporation	B23	Metal	Beech 23 Series (Lycoming)	ELA2	X	
BEEHCRAFT Corporation	C23	Metal	Beech 23 Series (Lycoming)	ELA2	X	
BEEHCRAFT Corporation	A24	Metal	Beech 24 Series (Lycoming)	ELA2	X	

GROUP 3: PISTON-ENGINE AEROPLANES (other than those in Group 1)						
TC Holder	Model	Type of structure	Part-66 type rating endorsement	Note	MTOM	
					≤2T	>2T
BEEHCRAFT Corporation	A24R	<i>Metal</i>	Beech 24 Series (Lycoming)	ELA2	X	
BEEHCRAFT Corporation	B24R	<i>Metal</i>	Beech 24 Series (Lycoming)	ELA2	X	
BEEHCRAFT Corporation	C24R	<i>Metal</i>	Beech 24 Series (Lycoming)	ELA2	X	
BEEHCRAFT Corporation	50	<i>Metal</i>	Beech 50 Series (Lycoming)			X
BEEHCRAFT Corporation	B50	<i>Metal</i>	Beech 50 Series (Lycoming)			X
BEEHCRAFT Corporation	C50	<i>Metal</i>	Beech 50 Series (Lycoming)			X
BEEHCRAFT Corporation	D50	<i>Metal</i>	Beech 50 Series (Lycoming)			X
BEEHCRAFT Corporation	D50A	<i>Metal</i>	Beech 50 Series (Lycoming)			X
BEEHCRAFT Corporation	D50B	<i>Metal</i>	Beech 50 Series (Lycoming)			X
BEEHCRAFT Corporation	D50C	<i>Metal</i>	Beech 50 Series (Lycoming)			X
BEEHCRAFT Corporation	D50E	<i>Metal</i>	Beech 50 Series (Lycoming)			X
BEEHCRAFT Corporation	D50E-5990	<i>Metal</i>	Beech 50 Series (Lycoming)			X
BEEHCRAFT Corporation	E50	<i>Metal</i>	Beech 50 Series (Lycoming)			X
BEEHCRAFT Corporation	F50	<i>Metal</i>	Beech 50 Series (Lycoming)			X
BEEHCRAFT Corporation	G50	<i>Metal</i>	Beech 50 Series (Lycoming)			X
BEEHCRAFT Corporation	H50	<i>Metal</i>	Beech 50 Series (Lycoming)			X
BEEHCRAFT Corporation	J50	<i>Metal</i>	Beech 50 Series (Lycoming)			X
BEEHCRAFT Corporation	58P	<i>Metal + Pressurised</i>	Beech 58P (Continental)			X
BEEHCRAFT Corporation	58PA	<i>Metal + Pressurised</i>	Beech 58P (Continental)			X
BEEHCRAFT Corporation	58TC	<i>Metal</i>	Beech 58TC (Continental)			X
BEEHCRAFT Corporation	58TCA	<i>Metal</i>	Beech 58TC (Continental)			X
BEEHCRAFT Corporation	60	<i>Metal</i>	Beech 60 Series (Lycoming)			X
BEEHCRAFT Corporation	A60	<i>Metal</i>	Beech 60 Series (Lycoming)			X

GROUP 3: PISTON-ENGINE AEROPLANES (other than those in Group 1)						
TC Holder	Model	Type of structure	Part-66 type rating endorsement	Note	MTOM	
					≤2T	>2T
BEECHCRAFT Corporation	B60	<i>Metal</i>	Beech 60 Series (Lycoming)			X
BEECHCRAFT Corporation	76	<i>Metal</i>	Beech 76 (Lycoming)	ELA2	X	
BEECHCRAFT Corporation	77	<i>Metal</i>	Beech 77 (Lycoming)	ELA2	X	
BEECHCRAFT Corporation	A23	<i>Metal</i>	Beech A23 (Continental)	ELA2	X	
BEECHCRAFT Corporation	A23A	<i>Metal</i>	Beech A23 (Continental)	ELA2	X	
BERIEV	Be 103	<i>Metal</i>	Beriev Be-103 (Continental)			X
Bernd Hager/Anatoli Stobbe GbR	R 90-230RG	<i>Composite</i>	Ruschmeyer R90-230RG (Lycoming)	ELA2	X	
BLACKSHAPE S.p.A.	BS 115	<i>Composite</i>	Blackshape BS 115/BK 160 (Lycoming)	ELA1	X	
BLACKSHAPE S.p.A.	BK 160	<i>Composite</i>	Blackshape BS 115/BK 160 (Lycoming)	ELA1	X	
BLACKSHAPE S.p.A.	BK 160-200	<i>Composite</i>	Blackshape BS 115/BK 160 (Lycoming)	ELA1	X	
BLACKSHAPE S.p.A.	BK 160TR	<i>Composite</i>	Blackshape BS 115/BK 160 (Lycoming)	ELA1	X	
B-N GROUP Ltd. (Britten-Norman)	BN.2A MARK III	<i>Metal</i>	Britten-Norman BN.2A Mark III (Lycoming)			X
B-N GROUP Ltd. (Britten-Norman)	BN.2A MARK III-1	<i>Metal</i>	Britten-Norman BN.2A Mark III (Lycoming)			X
B-N GROUP Ltd. (Britten-Norman)	BN.2A MARK III-2	<i>Metal</i>	Britten-Norman BN.2A Mark III (Lycoming)			X
B-N GROUP Ltd. (Britten-Norman)	BN.2A MARK III-3	<i>Metal</i>	Britten-Norman BN.2A Mark III (Lycoming)			X
B-N GROUP Ltd. (Britten-Norman)	BN2	<i>Metal</i>	Britten-Norman BN2A Series (Lycoming)			X
B-N GROUP Ltd. (Britten-Norman)	BN2A	<i>Metal</i>	Britten-Norman BN2A Series (Lycoming)			X
B-N GROUP Ltd. (Britten-Norman)	BN2A-2	<i>Metal</i>	Britten-Norman BN2A Series (Lycoming)			X
B-N GROUP Ltd. (Britten-Norman)	BN2A-20	<i>Metal</i>	Britten-Norman BN2A Series (Lycoming)			X
B-N GROUP Ltd. (Britten-Norman)	BN2A-21	<i>Metal</i>	Britten-Norman BN2A Series (Lycoming)			X
B-N GROUP Ltd. (Britten-Norman)	BN2A-26	<i>Metal</i>	Britten-Norman BN2A Series (Lycoming)			X
B-N GROUP Ltd. (Britten-Norman)	BN2A-27	<i>Metal</i>	Britten-Norman BN2A Series (Lycoming)			X
B-N GROUP Ltd. (Britten-Norman)	BN2A-3	<i>Metal</i>	Britten-Norman BN2A Series (Lycoming)			X

GROUP 3: PISTON-ENGINE AEROPLANES (other than those in Group 1)						
TC Holder	Model	Type of structure	Part-66 type rating endorsement	Note	MTOM	
					≤2T	>2T
B-N GROUP Ltd. (Britten-Norman)	BN2A-6	Metal	Britten-Norman BN2A Series (Lycoming)			X
B-N GROUP Ltd. (Britten-Norman)	BN2A-7	Metal	Britten-Norman BN2A Series (Lycoming)			X
B-N GROUP Ltd. (Britten-Norman)	BN2A-8	Metal	Britten-Norman BN2A Series (Lycoming)			X
B-N GROUP Ltd. (Britten-Norman)	BN2A-9	Metal	Britten-Norman BN2A Series (Lycoming)			X
B-N GROUP Ltd. (Britten-Norman)	BN2B-20	Metal	Britten-Norman BN2B Series (Lycoming)			X
B-N GROUP Ltd. (Britten-Norman)	BN2B-21	Metal	Britten-Norman BN2B Series (Lycoming)			X
B-N GROUP Ltd. (Britten-Norman)	BN2B-26	Metal	Britten-Norman BN2B Series (Lycoming)			X
B-N GROUP Ltd. (Britten-Norman)	BN2B-27	Metal	Britten-Norman BN2B Series (Lycoming)			X
Breezer Aircraft GmbH & Co. KG	B600	Metal	Breezer B600 (Rotax)	ELA1	X	
BRM Aero s.r.o.	Bristell B23	Metal	Bristell B23 (Rotax)	ELA1	X	
BRM Aero s.r.o.	Bristell B23-915	Metal	Bristell B23 (Rotax)	ELA1	X	
CEAPR	CAP10	Wood	CAP 10 (Lycoming)	ELA1	X	
CEAPR	CAP10B	Wood	CAP 10 (Lycoming)	ELA1	X	
CEAPR	CAP20	Wood	CAP 20/21 (Lycoming)	ELA1	X	
CEAPR	CAP20L/S200	Wood	CAP 20/21 (Lycoming)	ELA1	X	
CEAPR	CAP21	Wood	CAP 20/21 (Lycoming)	ELA1	X	
CEAPR	CAP231	Wood	CAP 230 Series (Lycoming)	ELA1	X	
CEAPR	CAP231EX	Composite + Wood	CAP 230 Series (Lycoming)	ELA1	X	
CEAPR	CAP232	Composite + Wood	CAP 230 Series (Lycoming)	ELA1	X	
CEAPR	CAP230	Wood	CAP 230 Series (Lycoming)	ELA1	X	
CEAPR	ATL	Wood + Composite	Robin ATL / ATL S (JPX 4T60)	ELA1	X	
CEAPR	ATL S	Wood + Composite	Robin ATL / ATL S (JPX 4T60)	ELA1	X	
CEAPR	ATL L	Wood + Composite	Robin ATL L (Limbach L2000)	ELA1	X	
CEAPR	DR 200	Wood	Robin DR 200 series (Potez)	ELA1	X	
CEAPR	DR 220	Wood	Robin DR 220 series (Continental)	ELA1	X	
CEAPR	DR 220 A	Wood	Robin DR 220 series (Continental)	ELA1	X	
CEAPR	DR 220 AB	Wood	Robin DR 220 series (Continental)	ELA1	X	

GROUP 3: PISTON-ENGINE AEROPLANES (other than those in Group 1)						
TC Holder	Model	Type of structure	Part-66 type rating endorsement	Note	MTOM	
					≤2T	>2T
CEAPR	DR 220 B	Wood	Robin DR 220 series (Continental)	ELA1	X	
CEAPR	DR 221	Wood	Robin DR 221 series (Lycoming)	ELA1	X	
CEAPR	DR 221 B	Wood	Robin DR 221 series (Lycoming)	ELA1	X	
CEAPR	DR 250	Wood	Robin DR 250 series (Lycoming)	ELA1	X	
CEAPR	DR 250 B	Wood	Robin DR 250 series (Lycoming)	ELA1	X	
CEAPR	DR 250 B-160	Wood	Robin DR 250 series (Lycoming)	ELA1	X	
CEAPR	DR 250-160	Wood	Robin DR 250 series (Lycoming)	ELA1	X	
CEAPR	DR 253	Wood	Robin DR 253 series (Lycoming)	ELA1	X	
CEAPR	DR 253 B	Wood	Robin DR 253 series (Lycoming)	ELA1	X	
CEAPR	DR 300/108	Wood	Robin DR 300 series (Lycoming)	ELA1	X	
CEAPR	DR 300/120	Wood	Robin DR 300 series (Lycoming)	ELA1	X	
CEAPR	DR 300/125	Wood	Robin DR 300 series (Lycoming)	ELA1	X	
CEAPR	DR 300/140	Wood	Robin DR 300 series (Lycoming)	ELA1	X	
CEAPR	DR 300/180 R	Wood	Robin DR 300 series (Lycoming)	ELA1	X	
CEAPR	DR 315	Wood	Robin DR 300 series (Lycoming)	ELA1	X	
CEAPR	DR 340	Wood	Robin DR 300 series (Lycoming)	ELA1	X	
CEAPR	DR 360	Wood	Robin DR 300 series (Lycoming)	ELA1	X	
CEAPR	DR 380	Wood	Robin DR 300 series (Lycoming)	ELA1	X	
CEAPR	DR 400/125 i	Wood	Robin DR 400 series (Continental)	ELA1	X	
CEAPR	DR 400/200 I	Wood	Robin DR 400 series (Lycoming)	ELA1	X	
CEAPR	DR 400/100	Wood	Robin DR 400 series (Lycoming)	ELA1	X	
CEAPR	DR 400/120	Wood	Robin DR 400 series (Lycoming)	ELA1	X	
CEAPR	DR 400/120 A	Wood	Robin DR 400 series (Lycoming)	ELA1	X	
CEAPR	DR 400/120 D	Wood	Robin DR 400 series (Lycoming)	ELA1	X	
CEAPR	DR 400/125	Wood	Robin DR 400 series (Lycoming)	ELA1	X	
CEAPR	DR 400/140	Wood	Robin DR 400 series (Lycoming)	ELA1	X	
CEAPR	DR 400/140 B	Wood	Robin DR 400 series (Lycoming)	ELA1	X	
CEAPR	DR 400/160	Wood	Robin DR 400 series (Lycoming)	ELA1	X	
CEAPR	DR 400/160 D	Wood	Robin DR 400 series (Lycoming)	ELA1	X	
CEAPR	DR 400/180	Wood	Robin DR 400 series (Lycoming)	ELA1	X	
CEAPR	DR 400/180 R	Wood	Robin DR 400 series (Lycoming)	ELA1	X	
CEAPR	DR 400/180 S	Wood	Robin DR 400 series (Lycoming)	ELA1	X	
CEAPR	DR 400/2+2	Wood	Robin DR 400 series (Lycoming)	ELA1	X	

GROUP 3: PISTON-ENGINE AEROPLANES (other than those in Group 1)							
TC Holder	Model	Type of structure	Part-66 type rating endorsement	Note	MTOM		
					≤2T	>2T	
CEAPR	DR 400/200 R	Wood	Robin DR 400 series (Lycoming)	ELA1	X		
CEAPR	DR 400/500	Wood	Robin DR 400 series (Lycoming)	ELA1	X		
CEAPR	DR 400/NGL	Wood	Robin DR 400 series (Lycoming)	ELA1	X		
CEAPR	DR 400/RP	Wood	Robin DR 400RP (Porsche)	ELA1	X		
CEAPR	HR 100-210	Metal	Robin HR 100 series (Continental)	ELA1	X		
CEAPR	HR 100-210 D	Metal	Robin HR 100 series (Continental)	ELA1	X		
CEAPR	HR 100-285 C	Metal	Robin HR 100 series (Continental)	ELA1	X		
CEAPR	HR 100-285 TIARA	Metal	Robin HR 100 series (Continental)	ELA1	X		
CEAPR	HR 100-200	Metal	Robin HR 100 series (Lycoming)	ELA1	X		
CEAPR	HR 100-200 B	Metal	Robin HR 100 series (Lycoming)	ELA1	X		
CEAPR	HR 100-250 TR	Metal	Robin HR 100 series (Lycoming)	ELA1	X		
CEAPR	R 1180 T	Metal	Robin R 1180 series (Lycoming)	ELA1	X		
CEAPR	R 1180 TD	Metal	Robin R 1180 series (Lycoming)	ELA1	X		
CEAPR	R 3000/100	Metal	Robin R 3000 series (Lycoming)	ELA1	X		
CEAPR	R 3000/120	Metal	Robin R 3000 series (Lycoming)	ELA1	X		
CEAPR	R 3000/120 D	Metal	Robin R 3000 series (Lycoming)	ELA1	X		
CEAPR	R 3000/140	Metal	Robin R 3000 series (Lycoming)	ELA1	X		
CEAPR	R 3000/160	Metal	Robin R 3000 series (Lycoming)	ELA1	X		
CEAPR	R 3000/160 S	Metal	Robin R 3000 series (Lycoming)	ELA1	X		
CEAPR	R 3000/180	Metal	Robin R 3000 series (Lycoming)	ELA1	X		
CESSNA AIRCRAFT Company	F177RG	Metal	Cessna 177 Series (Lycoming)	ELA2	X		
CESSNA AIRCRAFT Company	F150F	Metal	Cessna/Reims-Cessna 150/F150 Series (Continental)	ELA1	X		
CESSNA AIRCRAFT Company	F150G	Metal	Cessna/Reims-Cessna 150/F150 Series (Continental)	ELA1	X		
CESSNA AIRCRAFT Company	F150H	Metal	Cessna/Reims-Cessna 150/F150 Series (Continental)	ELA1	X		
CESSNA AIRCRAFT Company	F150J	Metal	Cessna/Reims-Cessna 150/F150 Series (Continental)	ELA1	X		
CESSNA AIRCRAFT Company	F150K	Metal	Cessna/Reims-Cessna 150/F150 Series (Continental)	ELA1	X		
CESSNA AIRCRAFT Company	F150L	Metal	Cessna/Reims-Cessna 150/F150 Series (Continental)	ELA1	X		
CESSNA AIRCRAFT Company	F150M	Metal	Cessna/Reims-Cessna 150/F150 Series (Continental)	ELA1	X		

GROUP 3: PISTON-ENGINE AEROPLANES (other than those in Group 1)						
TC Holder	Model	Type of structure	Part-66 type rating endorsement	Note	MTOM	
					≤2T	>2T
CESSNA AIRCRAFT Company	FA150K	<i>Metal</i>	Cessna/Reims-Cessna 150/F150 Series (Continental)	ELA1	X	
CESSNA AIRCRAFT Company	FA150L	<i>Metal</i>	Cessna/Reims-Cessna 150/F150 Series (Continental)	ELA1	X	
CESSNA AIRCRAFT Company	FA150M	<i>Metal</i>	Cessna/Reims-Cessna 150/F150 Series (Continental)	ELA1	X	
CESSNA AIRCRAFT Company	FRA150L	<i>Metal</i>	Cessna/Reims-Cessna 150/F150 Series (Continental)	ELA1	X	
CESSNA AIRCRAFT Company	FRA150M	<i>Metal</i>	Cessna/Reims-Cessna 150/F150 Series (Continental)	ELA1	X	
CESSNA AIRCRAFT Company	F152	<i>Metal</i>	Cessna/Reims-Cessna 152/F152 Series (Lycoming)	ELA1	X	
CESSNA AIRCRAFT Company	FA152	<i>Metal</i>	Cessna/Reims-Cessna 152/F152 Series (Lycoming)	ELA1	X	
CESSNA AIRCRAFT Company	F172D	<i>Metal</i>	Cessna/Reims-Cessna 172/F172 Series (Continental)	ELA1	X	
CESSNA AIRCRAFT Company	F172E	<i>Metal</i>	Cessna/Reims-Cessna 172/F172 Series (Continental)	ELA1	X	
CESSNA AIRCRAFT Company	F172F	<i>Metal</i>	Cessna/Reims-Cessna 172/F172 Series (Continental)	ELA1	X	
CESSNA AIRCRAFT Company	F172G	<i>Metal</i>	Cessna/Reims-Cessna 172/F172 Series (Continental)	ELA1	X	
CESSNA AIRCRAFT Company	F172H	<i>Metal</i>	Cessna/Reims-Cessna 172/F172 Series (Continental)	ELA1	X	
CESSNA AIRCRAFT Company	F172K	<i>Metal</i>	Cessna/Reims-Cessna 172/F172 Series (Continental)	ELA1	X	
CESSNA AIRCRAFT Company	FP172D	<i>Metal</i>	Cessna/Reims-Cessna 172/F172 Series (Continental)	ELA1	X	
CESSNA AIRCRAFT Company	FR172E	<i>Metal</i>	Cessna/Reims-Cessna 172/F172 Series (Continental)	ELA2	X	
CESSNA AIRCRAFT Company	FR172F	<i>Metal</i>	Cessna/Reims-Cessna 172/F172 Series (Continental)	ELA2	X	
CESSNA AIRCRAFT Company	FR172G	<i>Metal</i>	Cessna/Reims-Cessna 172/F172 Series (Continental)	ELA2	X	
CESSNA AIRCRAFT Company	FR172H	<i>Metal</i>	Cessna/Reims-Cessna 172/F172 Series (Continental)	ELA2	X	
CESSNA AIRCRAFT Company	FR172J	<i>Metal</i>	Cessna/Reims-Cessna 172/F172 Series (Continental)	ELA2	X	
CESSNA AIRCRAFT Company	FR172K	<i>Metal</i>	Cessna/Reims-Cessna 172/F172 Series (Continental)	ELA2	X	
CESSNA AIRCRAFT Company	F172L	<i>Metal</i>	Cessna/Reims-Cessna 172/F172 Series (Lycoming)	ELA1	X	
CESSNA AIRCRAFT Company	F172M	<i>Metal</i>	Cessna/Reims-Cessna 172/F172 Series (Lycoming)	ELA1	X	
CESSNA AIRCRAFT Company	F172N	<i>Metal</i>	Cessna/Reims-Cessna 172/F172 Series (Lycoming)	ELA1	X	

GROUP 3: PISTON-ENGINE AEROPLANES (other than those in Group 1)						
TC Holder	Model	Type of structure	Part-66 type rating endorsement	Note	MTOM	
					≤2T	>2T
CESSNA AIRCRAFT Company	F172P	<i>Metal</i>	Cessna/Reims-Cessna 172/F172 Series (Lycoming)	ELA1	X	
CESSNA AIRCRAFT Company	F182P	<i>Metal</i>	Cessna/Reims-Cessna 182/F182 Series (Continental)	ELA2	X	
CESSNA AIRCRAFT Company	F182Q	<i>Metal</i>	Cessna/Reims-Cessna 182/F182 Series (Continental)	ELA2	X	
CESSNA AIRCRAFT Company	FR182	<i>Metal</i>	Cessna/Reims-Cessna 182/F182 Series (Lycoming)	ELA2	X	
CESSNA AIRCRAFT Company	F337E	<i>Metal</i>	Cessna/Reims-Cessna 337 Series (Continental) (not pressurised)			X
CESSNA AIRCRAFT Company	F337F	<i>Metal</i>	Cessna/Reims-Cessna 337 Series (Continental) (not pressurised)			X
CESSNA AIRCRAFT Company	F337G	<i>Metal</i>	Cessna/Reims-Cessna 337 Series (Continental) (not pressurised)			X
CESSNA AIRCRAFT Company	F337H	<i>Metal</i>	Cessna/Reims-Cessna 337 Series (Continental) (not pressurised)			X
CESSNA AIRCRAFT Company	FT337E	<i>Metal</i>	Cessna/Reims-Cessna 337 Series (Continental) (not pressurised)			X
CESSNA AIRCRAFT Company	FT337F	<i>Metal</i>	Cessna/Reims-Cessna 337 Series (Continental) (not pressurised)			X
CESSNA AIRCRAFT Company	FT337GP	<i>Metal + Pressurised</i>	Cessna/Reims-Cessna 337 Series (Continental) (pressurised)			X
CESSNA AIRCRAFT Company	FT337HP	<i>Metal + Pressurised</i>	Cessna/Reims-Cessna 337 Series (Continental) (pressurised)			X
CIRRUS Design Corporation	SR20	<i>Composite</i>	Cirrus SR20 / SR22 / SR22T Series (Lycoming)	ELA2	X	
CIRRUS Design Corporation	SR20	<i>Composite</i>	Cirrus SR20 / SR22 / SR22T Series (Continental)	ELA2	X	
CIRRUS Design Corporation	SR22	<i>Composite</i>	Cirrus SR20 / SR22 / SR22T Series (Continental)	ELA2	X	
CIRRUS Design Corporation	SR22T	<i>Composite</i>	Cirrus SR20 / SR22 / SR22T Series (Continental)	ELA2	X	
COMMANDER PREMIER AIRCRAFT CO.	112	<i>Metal</i>	Commander 112 (Lycoming)	ELA1	X	
COMMANDER PREMIER AIRCRAFT CO.	112B	<i>Metal</i>	Commander 112 (Lycoming)	ELA1	X	

GROUP 3: PISTON-ENGINE AEROPLANES (other than those in Group 1)						
TC Holder	Model	Type of structure	Part-66 type rating endorsement	Note	MTOM	
					≤2T	>2T
COMMANDER PREMIER AIRCRAFT CO.	112TC	<i>Metal</i>	Commander 112 (Lycoming)	ELA1	X	
COMMANDER PREMIER AIRCRAFT CO.	112TCA	<i>Metal</i>	Commander 112 (Lycoming)	ELA1	X	
COMMANDER PREMIER AIRCRAFT CO.	114	<i>Metal</i>	Commander 114 (Lycoming)	ELA2	X	
COMMANDER PREMIER AIRCRAFT CO.	114A	<i>Metal</i>	Commander 114 (Lycoming)	ELA2	X	
COMMANDER PREMIER AIRCRAFT CO.	114B	<i>Metal</i>	Commander 114 (Lycoming)	ELA2	X	
COMMANDER PREMIER AIRCRAFT CO.	114TC	<i>Metal</i>	Commander 114 (Lycoming)	ELA2	X	
CUB CRAFTERS, Inc.	CC19-180	<i>Metal tubing Fabric</i>	Cub Crafters 19-180 (Lycoming)	ELA1	X	
Czech Sport Aircraft a.s.	PS-28 Cruiser	<i>Metal</i>	Czech Sport PS-28 (Rotax)	ELA1	X	
Czech Sport Aircraft a.s.	PS-28 N Cruiser	<i>Composite + Metal</i>	Czech Sport PS-28 (Rotax)	ELA1	X	
DAHER AEROSPACE	MS 880 B	<i>Metal</i>	SOCATA MS 880/885 (Continental)	ELA1	X	
DAHER AEROSPACE	MS 880 B-D	<i>Metal</i>	SOCATA MS 880/885 (Continental)	ELA1	X	
DAHER AEROSPACE	MS 885	<i>Metal</i>	SOCATA MS 880/885 (Continental)	ELA1	X	
DAHER AEROSPACE	MS 881	<i>Metal</i>	SOCATA MS 881 (Potez)	ELA1	X	
DAHER AEROSPACE	MS 884	<i>Metal</i>	SOCATA MS 884/894/PZL Koliber (Franklin)	ELA1	X	
DAHER AEROSPACE	MS 894 A	<i>Metal</i>	SOCATA MS 884/894/PZL Koliber (Franklin)	ELA1	X	
DAHER AEROSPACE	MS 894 C	<i>Metal</i>	SOCATA MS 884/894/PZL Koliber (Franklin)	ELA1	X	
DAHER AEROSPACE	MS 894 E	<i>Metal</i>	SOCATA MS 884/894/PZL Koliber (Franklin)	ELA1	X	
DAHER AEROSPACE	MS 890 A	<i>Metal</i>	SOCATA MS 890 (Continental)	ELA1	X	
DAHER AEROSPACE	MS 890 B	<i>Metal</i>	SOCATA MS 890 (Continental)	ELA1	X	
DAHER AEROSPACE	MS 883	<i>Metal</i>	SOCATA MS 892/883/886/887 (Lycoming)	ELA1	X	

GROUP 3: PISTON-ENGINE AEROPLANES (other than those in Group 1)						
TC Holder	Model	Type of structure	Part-66 type rating endorsement	Note	MTOM	
					≤2T	>2T
DAHER AEROSPACE	MS 886	<i>Metal</i>	SOCATA MS 892/883/886/887 (Lycoming)	ELA1	X	
DAHER AEROSPACE	MS 887	<i>Metal</i>	SOCATA MS 892/883/886/887 (Lycoming)	ELA1	X	
DAHER AEROSPACE	MS 892 A.150	<i>Metal</i>	SOCATA MS 892/883/886/887 (Lycoming)	ELA1	X	
DAHER AEROSPACE	MS 892 B.150	<i>Metal</i>	SOCATA MS 892/883/886/887 (Lycoming)	ELA1	X	
DAHER AEROSPACE	MS 892 E.150	<i>Metal</i>	SOCATA MS 892/883/886/887 (Lycoming)	ELA1	X	
DAHER AEROSPACE	MS 892 E-D.150	<i>Metal</i>	SOCATA MS 892/883/886/887 (Lycoming)	ELA1	X	
DAHER AEROSPACE	MS 893 A	<i>Metal</i>	SOCATA MS 892/883/886/887 (Lycoming)	ELA1	X	
DAHER AEROSPACE	MS 893 B	<i>Metal</i>	SOCATA MS 892/883/886/887 (Lycoming)	ELA1	X	
DAHER AEROSPACE	MS 893 E	<i>Metal</i>	SOCATA MS 892/883/886/887 (Lycoming)	ELA1	X	
DAHER AEROSPACE	MS 893 E-D	<i>Metal</i>	SOCATA MS 892/883/886/887 (Lycoming)	ELA1	X	
DAHER AEROSPACE	RALLYE 100 S	<i>Metal</i>	SOCATA Rallye Series (Continental)	ELA1	X	
DAHER AEROSPACE	RALLYE 100 S-D	<i>Metal</i>	SOCATA Rallye Series (Continental)	ELA1	X	
DAHER AEROSPACE	RALLYE 100 ST	<i>Metal</i>	SOCATA Rallye Series (Continental)	ELA1	X	
DAHER AEROSPACE	RALLYE 100 ST-D	<i>Metal</i>	SOCATA Rallye Series (Continental)	ELA1	X	
DAHER AEROSPACE	RALLYE 110 ST	<i>Metal</i>	SOCATA Rallye Series (Lycoming)	ELA1	X	
DAHER AEROSPACE	RALLYE 150 ST	<i>Metal</i>	SOCATA Rallye Series (Lycoming)	ELA1	X	
DAHER AEROSPACE	RALLYE 150 ST-D	<i>Metal</i>	SOCATA Rallye Series (Lycoming)	ELA1	X	
DAHER AEROSPACE	RALLYE 150 SV	<i>Metal</i>	SOCATA Rallye Series (Lycoming)	ELA1	X	
DAHER AEROSPACE	RALLYE 150 SVS	<i>Metal</i>	SOCATA Rallye Series (Lycoming)	ELA1	X	
DAHER AEROSPACE	RALLYE 150 T	<i>Metal</i>	SOCATA Rallye Series (Lycoming)	ELA1	X	
DAHER AEROSPACE	RALLYE 150 T-D	<i>Metal</i>	SOCATA Rallye Series (Lycoming)	ELA1	X	
DAHER AEROSPACE	RALLYE 180 T	<i>Metal</i>	SOCATA Rallye Series (Lycoming)	ELA1	X	
DAHER AEROSPACE	RALLYE 180 T-D	<i>Metal</i>	SOCATA Rallye Series (Lycoming)	ELA1	X	

GROUP 3: PISTON-ENGINE AEROPLANES (other than those in Group 1)						
TC Holder	Model	Type of structure	Part-66 type rating endorsement	Note	MTOM	
					≤2T	>2T
DAHER AEROSPACE	RALLYE 180 TS	<i>Metal</i>	SOCATA Rallye Series (Lycoming)	ELA1	X	
DAHER AEROSPACE	RALLYE 235 A	<i>Metal</i>	SOCATA Rallye Series (Lycoming)	ELA1	X	
DAHER AEROSPACE	RALLYE 235 C	<i>Metal</i>	SOCATA Rallye Series (Lycoming)	ELA1	X	
DAHER AEROSPACE	RALLYE 235 E	<i>Metal</i>	SOCATA Rallye Series (Lycoming)	ELA1	X	
DAHER AEROSPACE	RALLYE 235 E-D	<i>Metal</i>	SOCATA Rallye Series (Lycoming)	ELA1	X	
DAHER AEROSPACE	RALLYE 235 F	<i>Metal</i>	SOCATA Rallye Series (Lycoming)	ELA1	X	
DAHER AEROSPACE	TB 10	<i>Metal</i>	SOCATA TB Series (Lycoming)	ELA1	X	
DAHER AEROSPACE	TB 20	<i>Metal</i>	SOCATA TB Series (Lycoming)	ELA2	X	
DAHER AEROSPACE	TB 200	<i>Metal</i>	SOCATA TB Series (Lycoming)	ELA2	X	
DAHER AEROSPACE	TB 21	<i>Metal</i>	SOCATA TB Series (Lycoming)	ELA2	X	
DAHER AEROSPACE	TB 9	<i>Metal</i>	SOCATA TB Series (Lycoming)	ELA2	X	
DE HAVILLAND Support (Aircraft with SAS)	Beagle series 1.	<i>Metal</i>	Beagle B.121 series 1 (Continental)	ELA1	X	
DE HAVILLAND Support (Aircraft with SAS)	Beagle series 2/3.	<i>Metal</i>	Beagle B.121 series 2/3 (Lycoming)	ELA1	X	
DECOURT (Aircraft with SAS)	DMS 884-1	<i>Wood</i>	Decourt DMS 884 (Franklin)	ELA1	X	
DIAMOND AIRCRAFT Industries	DA 42 M-NG	<i>Composite</i>	Diamond DA42 Series (Austro Engine)	ELA2. MTOM >2T with MÄM 42-659 and MÄM 42-678 and OÄM 42-260. Ref.: TCDS	X	
DIAMOND AIRCRAFT Industries	DA 42 NG	<i>Composite</i>	Diamond DA42 Series (Austro Engine)	ELA2. MTOM >2T with MÄM 42-659 and MÄM 42-678 and OÄM 42-260. Ref.: TCDS	X	
DIAMOND AIRCRAFT Industries	DA 42	<i>Composite</i>	Diamond DA42 Series (Technify)	ELA2	X	

GROUP 3: PISTON-ENGINE AEROPLANES (other than those in Group 1)						
TC Holder	Model	Type of structure	Part-66 type rating endorsement	Note	MTOM	
					≤2T	>2T
DIAMOND AIRCRAFT Industries	DA 42 M	Composite	Diamond DA42 Series (Technify)	ELA2	X	
DIAMOND AIRCRAFT Industries	DA20-C1	Composite	Diamond DA20 (Continental)	ELA1	X	
DIAMOND AIRCRAFT Industries	DA20-A1	Composite	Diamond DA20/DV20 (Rotax)	ELA1	X	
DIAMOND AIRCRAFT Industries	DV 20	Composite	Diamond DA20/DV20 (Rotax)	ELA1	X	
DIAMOND AIRCRAFT Industries	DV 20 E	Composite	Diamond DA20/DV20 (Rotax)	ELA1	X	
DIAMOND AIRCRAFT Industries	DA 40 NG	Composite	Diamond DA40 (Austro Engine)	ELA2	X	
DIAMOND AIRCRAFT Industries	DA 40	Composite	Diamond DA40 (Lycoming)	ELA1	X	
DIAMOND AIRCRAFT Industries	DA 40 F	Composite	Diamond DA40 (Lycoming)	ELA1	X	
DIAMOND AIRCRAFT Industries	DA 40 D	Composite	Diamond DA40 D (Technify)	ELA1	X	
DIAMOND AIRCRAFT Industries	DA 50 C	Composite	Diamond DA50 (Continental)	ELA2	X	
DIAMOND AIRCRAFT Industries	DA 62	Composite	Diamond DA62 (Austro Engine)			X
DYNAC AEROSPACE Corporation	Aero Commander 100	Metal	Aerocommander 100 (Lycoming)	ELA1	X	
E.I.S Aircraft GmbH	RS 180	Wood + Composite	RS 180 (Lycoming)	ELA1	X	
E.I.S. HOLDING GmbH	RS 180	Wood + Composite	Sportavia Putzer RS180 (Lycoming)	ELA1	X	
EADS PZL 'WARSZAWA-OKECIE' (Aircraft with SAS)	PZL-106 series	Metal	PZL-106 Series (PZL)			X
EVEKTOR	EV-97 VLA	Metal	Evektor EV-97 (Rotax)	ELA1	X	
EVEKTOR	SportStar RTC	Metal	SportStar RTC (Rotax)	ELA1	X	

GROUP 3: PISTON-ENGINE AEROPLANES (other than those in Group 1)							
TC Holder	Model	Type of structure	Part-66 type rating endorsement	Note	MTOM		
					≤2T	>2T	
Extra Aerobatic Aircraft GmbH	EA 300	Composite	Extra EA-300 Series (Lycoming)	ELA1	X		
Extra Aerobatic Aircraft GmbH	EA 300/200	Composite	Extra EA-300 Series (Lycoming)	ELA1	X		
Extra Aerobatic Aircraft GmbH	EA 300/L	Composite	Extra EA-300 Series (Lycoming)	ELA1	X		
Extra Aerobatic Aircraft GmbH	EA 300/LC	Composite	Extra EA-300 Series (Lycoming)	ELA1	X		
Extra Aerobatic Aircraft GmbH	EA 300/LT	Composite	Extra EA-300 Series (Lycoming)	ELA1	X		
Extra Aerobatic Aircraft GmbH	EA 300/S	Composite	Extra EA-300 Series (Lycoming)	ELA1	X		
Extra Aerobatic Aircraft GmbH	EA 300/SC	Composite	Extra EA-300 Series (Lycoming)	ELA1	X		
Extra Aerobatic Aircraft GmbH	EXTRA NG	Composite	Extra NG (Lycoming)	ELA1	X		
FFT GYROFLUG (Aircraft with SAS)	SC01 Series	Composite	SC01 Series (Lycoming)	ELA1	X		
Flight Design general aviation GmbH	F2-CS23	Composite	F2-CS23 (Rotax)	ELA1	X		
Flight Design general aviation GmbH	CTLS-ELA	Composite	CTLS-ELA (Rotax)	ELA1	X		
FLS AEROSPACE (Aircraft with SAS)	Club Sprint Sprint 160	Metal	Club Sprint/Sprint 160 (Lycoming)	ELA1	X		
FLS AEROSPACE (Aircraft with SAS)	OA7 Series	Metal	OA7 Optica Series (Lycoming)	ELA2	X		
FUJI Heavy Industries	FA-200-160	Metal	Fuji FA-200 Series (Lycoming)	ELA1	X		
FUJI Heavy Industries	FA-200-180	Metal	Fuji FA-200 Series (Lycoming)	ELA1	X		
FUJI Heavy Industries	FA-200-180AO	Metal	Fuji FA-200 Series (Lycoming)	ELA1	X		
GA8 Airvan Pty Ltd	GA8	Metal	Gippsland GA8 (Lycoming)	ELA2	X		
GA8 Airvan Pty Ltd	GA8-TC 320	Metal	Gippsland GA8 (Lycoming)	ELA2	X		
Game Composite LLC	GB1 GameBird	Composite	GameBird1 (Lycoming)	ELA1	X		
GARDAN (Aircraft with SAS)	GY80 Series	Metal	Gardan GY 80 (Lycoming)	ELA1	X		
GENERAL AVIA Costruzioni	F.20 Pegaso	Metal	General Avia F.20 Series (Continental)			X	

GROUP 3: PISTON-ENGINE AEROPLANES (other than those in Group 1)						
TC Holder	Model	Type of structure	Part-66 type rating endorsement	Note	MTOM	
					≤2T	>2T
Aeronautiche (Aircraft with SAS)						
GENERAL AVIA Costruzioni Aeronautiche (Aircraft with SAS)	F.22 series	Metal	General Avia F.22 (Lycoming)	ELA1	X	
GOMOLZIG FLUGZEUG- UND MASCHINENBAU GmbH	AS202/15	Metal	AS202 Series (Lycoming)	ELA1	X	
GOMOLZIG FLUGZEUG- UND MASCHINENBAU GmbH	AS202/15-1	Metal	AS202 Series (Lycoming)	ELA1	X	
GOMOLZIG FLUGZEUG- UND MASCHINENBAU GmbH	AS202/18A	Metal	AS202 Series (Lycoming)	ELA1	X	
GOMOLZIG FLUGZEUG- UND MASCHINENBAU GmbH	AS202/18A1	Metal	AS202 Series (Lycoming)	ELA1	X	
GOMOLZIG FLUGZEUG- UND MASCHINENBAU GmbH	AS202/18A2	Metal	AS202 Series (Lycoming)	ELA1	X	
GOMOLZIG FLUGZEUG- UND MASCHINENBAU GmbH	AS202/18A3	Metal	AS202 Series (Lycoming)	ELA1	X	
GOMOLZIG FLUGZEUG- UND MASCHINENBAU GmbH	AS202/18A4	Metal	AS202 Series (Lycoming)	ELA1	X	
GROB Aircraft AG	G 115	Composite	Grob G115/120 Series (Lycoming)	ELA1	X	
GROB Aircraft AG	G 115A	Composite	Grob G115/120 Series (Lycoming)	ELA1	X	
GROB Aircraft AG	G 115B	Composite	Grob G115/120 Series (Lycoming)	ELA1	X	
GROB Aircraft AG	G 115C	Composite	Grob G115/120 Series (Lycoming)	ELA1	X	
GROB Aircraft AG	G 115C2	Composite	Grob G115/120 Series (Lycoming)	ELA1	X	
GROB Aircraft AG	G 115D	Composite	Grob G115/120 Series (Lycoming)	ELA1	X	

GROUP 3: PISTON-ENGINE AEROPLANES (other than those in Group 1)							
TC Holder	Model	Type of structure	Part-66 type rating endorsement	Note	MTOM		
					≤2T	>2T	
GROB Aircraft AG	G 115D2	Composite	Grob G115/120 Series (Lycoming)	ELA1	X		
GROB Aircraft AG	G 115E	Composite	Grob G115/120 Series (Lycoming)	ELA1	X		
GROB Aircraft AG	G 115EG	Composite	Grob G115/120 Series (Lycoming)	ELA1	X		
GROB Aircraft AG	G 115TA	Composite	Grob G115/120 Series (Lycoming)	ELA2	X		
GROB Aircraft AG	G 120A	Composite	Grob G115/120 Series (Lycoming)	ELA2	X		
GROB Aircraft AG	G 120A-I	Composite	Grob G115/120 Series (Lycoming)	ELA2	X		
Hoffmann GmbH & Co. KG	H 40	Composite	H 40 (Lycoming)	ELA1	X		
INSTYTUT LOTNICTWA	I-23 'Manager'	Composite	Instytut Lotnictwa I-23 Manager (Lycoming)	ELA1	X		
INTERCEPTOR AIRCRAFT Corporation	200D	Metal	Aerocommander 200 (Continental)	ELA2	X		
ISSOIRE AVIATION	APM 20	Composite	Issoire APM 20/30 (Rotax)	ELA1	X		
ISSOIRE AVIATION	APM 30	Composite	Issoire APM 20/30 (Rotax)	ELA1	X		
ISSOIRE AVIATION	APM 40	Composite	Issoire APM 40 (Continental)	ELA1	X		
ISSOIRE AVIATION	APM41	Composite	Issoire APM 40 (Rotax)	ELA1	X		
LAVIA ARGENTINA S.A. (LAVIASA)	PA-25	Metal tubing Fabric	Piper PA-25 Series (Lycoming)	ELA2	X		
LAVIA ARGENTINA S.A. (LAVIASA)	PA-25-235	Metal tubing Fabric	Piper PA-25 Series (Lycoming)	ELA2	X		
LAVIA ARGENTINA S.A. (LAVIASA)	PA-25-260	Metal tubing Fabric	Piper PA-25 Series (Lycoming)	ELA2	X		
LEONARDO S.p.A.	F260	Metal	Aermacchi F260 Series (Lycoming)	ELA1	X		
LEONARDO S.p.A.	F260B	Metal	Aermacchi F260 Series (Lycoming)	ELA1	X		
LEONARDO S.p.A.	F260C	Metal	Aermacchi F260 Series (Lycoming)	ELA1	X		
LEONARDO S.p.A.	F260D	Metal	Aermacchi F260 Series (Lycoming)	ELA1	X		
LEONARDO S.p.A.	F260E	Metal	Aermacchi F260 Series (Lycoming)	ELA1	X		

GROUP 3: PISTON-ENGINE AEROPLANES (other than those in Group 1)						
TC Holder	Model	Type of structure	Part-66 type rating endorsement	Note	MTOM	
					≤2T	>2T
LEONARDO S.p.A.	F260F	Metal	Aermacchi F260 Series (Lycoming)	ELA1	X	
LEONARDO S.p.A.	S205-22/R	Metal	SIAI-Marchetti S.205 (Franklin)	ELA2	X	
LEONARDO S.p.A.	S205-18/F	Metal	SIAI-Marchetti S.205/S.208 (Lycoming)	ELA1	X	
LEONARDO S.p.A.	S205-18/R	Metal	SIAI-Marchetti S.205/S.208 (Lycoming)	ELA1	X	
LEONARDO S.p.A.	S205-20/F	Metal	SIAI-Marchetti S.205/S.208 (Lycoming)	ELA2	X	
LEONARDO S.p.A.	S205-20/R	Metal	SIAI-Marchetti S.205/S.208 (Lycoming)	ELA2	X	
LEONARDO S.p.A.	S208	Metal	SIAI-Marchetti S.205/S.208 (Lycoming)	ELA2	X	
LEONARDO S.p.A.	S208A	Metal	SIAI-Marchetti S.205/S.208 (Lycoming)	ELA2	X	
LIBERTY AEROSPACE Incorporated	XL-2	Composite	Liberty XL-2 (Continental)	ELA1	X	
Light Wing AG	LightWing AC4	Metal tubing Fabric	Lightwing AC4 (Rotax)	ELA1	X	
Magnaghi Aeronautica S.p.A.	Sky Arrow 600 Sport	Composite	III Sky Arrow 600 (Rotax)	ELA1	X	
Magnaghi Aeronautica S.p.A. (INIZIATIVE INDUSTRIALI ITALIANE)	Sky Arrow 650 TC	Composite	III Sky Arrow 650/710 (Rotax)	ELA1	X	
Magnaghi Aeronautica S.p.A. (INIZIATIVE INDUSTRIALI ITALIANE)	Sky Arrow 650 TCN	Composite	III Sky Arrow 650/710 (Rotax)	ELA1	X	
Magnaghi Aeronautica S.p.A. (INIZIATIVE INDUSTRIALI ITALIANE)	Sky Arrow 650 TCNS	Composite	III Sky Arrow 650/710 (Rotax)	ELA1	X	
Magnaghi Aeronautica S.p.A. (INIZIATIVE INDUSTRIALI ITALIANE)	Sky Arrow 650 TCS	Composite	III Sky Arrow 650/710 (Rotax)	ELA1	X	
Magnaghi Aeronautica S.p.A. (INIZIATIVE INDUSTRIALI ITALIANE)	Sky Arrow 710 RG	Composite	III Sky Arrow 650/710 (Rotax)	ELA1	X	

GROUP 3: PISTON-ENGINE AEROPLANES (other than those in Group 1)						
TC Holder	Model	Type of structure	Part-66 type rating endorsement	Note	MTOM	
					≤2T	>2T
MAULE AEROSPACE TECHNOLOGY	Bee Dee M-4	Metal tubing Fabric	Maule M4 (Continental)	ELA1	X	
MAULE AEROSPACE TECHNOLOGY	M-4	Metal tubing Fabric	Maule M4 (Continental)	ELA1	X	
MAULE AEROSPACE TECHNOLOGY	M-4-210	Metal tubing Fabric	Maule M4 (Continental)	ELA1	X	
MAULE AEROSPACE TECHNOLOGY	M-4-210C	Metal tubing Fabric	Maule M4 (Continental)	ELA1	X	
MAULE AEROSPACE TECHNOLOGY	M-4C	Metal tubing Fabric	Maule M4 (Continental)	ELA1	X	
MAULE AEROSPACE TECHNOLOGY	M-4S	Metal tubing Fabric	Maule M4 (Continental)	ELA1	X	
MAULE AEROSPACE TECHNOLOGY	M-4T	Metal tubing Fabric	Maule M4 (Continental)	ELA1	X	
MAULE AEROSPACE TECHNOLOGY	M-4-220	Metal tubing Fabric	Maule M4 (Franklin)	ELA1	X	
MAULE AEROSPACE TECHNOLOGY	M-4-220C	Metal tubing Fabric	Maule M4 (Franklin)	ELA1	X	
MAULE AEROSPACE TECHNOLOGY	M-4-220S	Metal tubing Fabric	Maule M4 (Franklin)	ELA1	X	
MAULE AEROSPACE TECHNOLOGY	M-4-180V	Metal tubing Fabric	Maule M4 (Lycoming)	ELA1	X	
MAULE AEROSPACE TECHNOLOGY	M-5-180C	Metal tubing Fabric	Maule M5 (Lycoming)	ELA1	X	
MAULE AEROSPACE TECHNOLOGY	M-5-210C	Metal tubing Fabric	Maule M5 (Lycoming)	ELA1	X	
MAULE AEROSPACE TECHNOLOGY	M-5-235C	Metal tubing Fabric	Maule M5 (Lycoming)	ELA1	X	
MAULE AEROSPACE TECHNOLOGY	M-6-235	Metal tubing Fabric	Maule M6 (Lycoming)	ELA1	X	
MAULE AEROSPACE TECHNOLOGY	M-7-235	Metal tubing Fabric	Maule M7 Series (Lycoming)	ELA1	X	

GROUP 3: PISTON-ENGINE AEROPLANES (other than those in Group 1)						
TC Holder	Model	Type of structure	Part-66 type rating endorsement	Note	MTOM	
					≤2T	>2T
MAULE AEROSPACE TECHNOLOGY	M-7-235B	Metal tubing Fabric	Maule M7 Series (Lycoming)	ELA2	X	
MAULE AEROSPACE TECHNOLOGY	MT-7-235	Metal tubing Fabric	Maule M7 Series (Lycoming)	ELA1	X	
MAULE AEROSPACE TECHNOLOGY	MT-7-235C	Metal tubing Fabric	Maule M7 Series (Lycoming)	ELA1	X	
MAULE AEROSPACE TECHNOLOGY	MX-7-160	Metal + Metal tubing Fabric	Maule MX-7 (Lycoming)	ELA1. Wing is metal, fuselage is metal tubing with fabric.	X	
MAULE AEROSPACE TECHNOLOGY	MX-7-180	Metal + Metal tubing Fabric	Maule MX-7 (Lycoming)	ELA1. Wing is metal, fuselage is metal tubing with fabric.	X	
MAULE AEROSPACE TECHNOLOGY	MX-7-180A	Metal + Metal tubing Fabric	Maule MX-7 (Lycoming)	ELA1. Wing is metal, fuselage is metal tubing with fabric.	X	
MAULE AEROSPACE TECHNOLOGY	MX-7-180B	Metal + Metal tubing Fabric	Maule MX-7 (Lycoming)	ELA1. Wing is metal, fuselage is metal tubing with fabric.	X	
MAULE AEROSPACE TECHNOLOGY	MX-7-180C	Metal + Metal tubing Fabric	Maule MX-7 (Lycoming)	ELA1. Wing is metal, fuselage is metal tubing with fabric.	X	
MAULE AEROSPACE TECHNOLOGY	MX-7-235	Metal + Metal tubing Fabric	Maule MX-7 (Lycoming)	ELA1. Wing is metal, fuselage is metal tubing with fabric.	X	
MAULE AEROSPACE TECHNOLOGY	MXT-7-160	Metal tubing Fabric	Maule MX-7 (Lycoming)	ELA1	X	
MAULE AEROSPACE TECHNOLOGY	MXT-7-180	Metal tubing Fabric	Maule MX-7 (Lycoming)	ELA1	X	

GROUP 3: PISTON-ENGINE AEROPLANES (other than those in Group 1)						
TC Holder	Model	Type of structure	Part-66 type rating endorsement	Note	MTOM	
					≤2T	>2T
MAULE AEROSPACE TECHNOLOGY	MXT-7-180A	Metal tubing Fabric	Maule MX-7 (Lycoming)	ELA1	X	
MOONEY AIRPLANE Company	M20K	Metal	Mooney M20 (Continental)	ELA2	X	
MOONEY AIRPLANE Company	M20R	Metal	Mooney M20 (Continental)	ELA2	X	
MOONEY AIRPLANE Company	M20S	Metal	Mooney M20 (Continental)	ELA2	X	
MOONEY AIRPLANE Company	M20	Metal + Wood	Mooney M20/M20A (Lycoming)	ELA2	X	
MOONEY AIRPLANE Company	M20A	Metal + Wood	Mooney M20/M20A (Lycoming)	ELA2	X	
MOONEY AIRPLANE Company	M20B	Metal	Mooney M20B to M20S/M22 (Lycoming)	ELA2	X	
MOONEY AIRPLANE Company	M20C	Metal	Mooney M20B to M20S/M22 (Lycoming)	ELA2	X	
MOONEY AIRPLANE Company	M20D	Metal	Mooney M20B to M20S/M22 (Lycoming)	ELA2	X	
MOONEY AIRPLANE Company	M20E	Metal	Mooney M20B to M20S/M22 (Lycoming)	ELA2	X	
MOONEY AIRPLANE Company	M20F	Metal	Mooney M20B to M20S/M22 (Lycoming)	ELA2	X	
MOONEY AIRPLANE Company	M20G	Metal	Mooney M20B to M20S/M22 (Lycoming)	ELA2	X	
MOONEY AIRPLANE Company	M20J	Metal	Mooney M20B to M20S/M22 (Lycoming)	ELA2	X	
MOONEY AIRPLANE Company	M20M	Metal	Mooney M20B to M20S/M22 (Lycoming)	ELA2	X	
MOONEY AIRPLANE Company	M22	Metal	Mooney M20B to M20S/M22 (Lycoming)	ELA2	X	
MOONEY AIRPLANE Company	M20L	Metal	Mooney M20L (Porsche)	ELA2	X	

GROUP 3: PISTON-ENGINE AEROPLANES (other than those in Group 1)						
TC Holder	Model	Type of structure	Part-66 type rating endorsement	Note	MTOM	
					≤2T	>2T
OMA SUD SPA Sky Technologies	SKYCAR	Metal	SKYCAR (Lycoming)	ELA2	X	
PIAGGIO Aero Industries	P.166	Metal	Piaggio P166 (Lycoming)			X
PIAGGIO Aero Industries	P.166 B	Metal	Piaggio P166 (Lycoming)			X
PIAGGIO Aero Industries	P.166 C	Metal	Piaggio P166 (Lycoming)			X
PIAGGIO Aero Industries	P.166 DL3	Metal	Piaggio P166 (Lycoming)			X
PIAGGIO Aero Industries	P.166 S	Metal	Piaggio P166 (Lycoming)			X
PILATUS AIRCRAFT	PC-6	Metal	Pilatus PC-6 Series (Lycoming)	ELA2	X	X
PILATUS AIRCRAFT	PC-6/350	Metal	Pilatus PC-6 Series (Lycoming)	ELA2	X	X
PILATUS AIRCRAFT	PC-6/350-H1	Metal	Pilatus PC-6 Series (Lycoming)	ELA2	X	X
PILATUS AIRCRAFT	PC-6/350-H2	Metal	Pilatus PC-6 Series (Lycoming)	ELA2	X	X
PILATUS AIRCRAFT	PC-6-H1	Metal	Pilatus PC-6 Series (Lycoming)	ELA2	X	X
PILATUS AIRCRAFT	PC-6-H2	Metal	Pilatus PC-6 Series (Lycoming)	ELA2	X	X
PIPER AIRCRAFT	PA-23-235	Metal	Piper PA-23 Aztec (Lycoming)	ELA2	X	
PIPER AIRCRAFT	PA-23-250	Metal	Piper PA-23 Aztec (Lycoming)	ELA2	X	
PIPER AIRCRAFT	PA-E23-250	Metal	Piper PA-23 Aztec (Lycoming)			X
PIPER AIRCRAFT	PA-24	Metal	Piper PA-24 Series (Lycoming)	ELA1	X	
PIPER AIRCRAFT	PA-24-250	Metal	Piper PA-24 Series (Lycoming)	ELA2	X	
PIPER AIRCRAFT	PA-24-260	Metal	Piper PA-24 Series (Lycoming)	ELA2	X	
PIPER AIRCRAFT	PA-24-400	Metal	Piper PA-24 Series (Lycoming)	ELA2	X	
PIPER AIRCRAFT	PA-28-201T (Turbo Dakota)	Metal	Piper PA-28 Series (Continental)	ELA1	X	
PIPER AIRCRAFT	PA-28R-201T (Turbo Arrow III)	Metal	Piper PA-28 Series (Continental)	ELA2	X	
PIPER AIRCRAFT	PA-28RT-201T (Turbo Arrow IV)	Metal	Piper PA-28 Series (Continental)	ELA2	X	
PIPER AIRCRAFT	PA-28-140 (Cherokee Cruiser)	Metal	Piper PA-28 Series (Lycoming)	ELA1	X	
PIPER AIRCRAFT	PA-28-150 (Cherokee)	Metal	Piper PA-28 Series (Lycoming)	ELA1	X	

GROUP 3: PISTON-ENGINE AEROPLANES (other than those in Group 1)						
TC Holder	Model	Type of structure	Part-66 type rating endorsement	Note	MTOM	
					≤2T	>2T
PIPER AIRCRAFT	PA-28-151 (Cherokee Warrior)	Metal	Piper PA-28 Series (Lycoming)	ELA1	X	
PIPER AIRCRAFT	PA-28-160 (Cherokee)	Metal	Piper PA-28 Series (Lycoming)	ELA1	X	
PIPER AIRCRAFT	PA-28-161	Metal	Piper PA-28 Series (Lycoming)	ELA1	X	
PIPER AIRCRAFT	PA-28-161 (Warrior II)	Metal	Piper PA-28 Series (Lycoming)	ELA1	X	
PIPER AIRCRAFT	PA-28-161 (Warrior III)	Metal	Piper PA-28 Series (Lycoming)	ELA1	X	
PIPER AIRCRAFT	PA-28-180 (Archer)	Metal	Piper PA-28 Series (Lycoming)	ELA1	X	
PIPER AIRCRAFT	PA-28-180 (Cherokee)	Metal	Piper PA-28 Series (Lycoming)	ELA1	X	
PIPER AIRCRAFT	PA-28-181 (Archer II)	Metal	Piper PA-28 Series (Lycoming)	ELA1	X	
PIPER AIRCRAFT	PA-28-181 (Archer III)	Metal	Piper PA-28 Series (Lycoming)	ELA1	X	
PIPER AIRCRAFT	PA-28-235 (Cher. Pathfinder)	Metal	Piper PA-28 Series (Lycoming)	ELA2	X	
PIPER AIRCRAFT	PA-28-236 (Dakota)	Metal	Piper PA-28 Series (Lycoming)	ELA2	X	
PIPER AIRCRAFT	PA-28R-180 (Arrow)	Metal	Piper PA-28 Series (Lycoming)	ELA1	X	
PIPER AIRCRAFT	PA-28R-200 (Arrow II)	Metal	Piper PA-28 Series (Lycoming)	ELA2	X	
PIPER AIRCRAFT	PA-28R-200 (Arrow)	Metal	Piper PA-28 Series (Lycoming)	ELA2	X	
PIPER AIRCRAFT	PA-28R-201 (Arrow III)	Metal	Piper PA-28 Series (Lycoming)	ELA2	X	
PIPER AIRCRAFT	PA-28RT-201 (Arrow IV)	Metal	Piper PA-28 Series (Lycoming)	ELA2	X	
PIPER AIRCRAFT	PA-28S-160 (Cherokee)	Metal	Piper PA-28 Series (Lycoming)	ELA1	X	
PIPER AIRCRAFT	PA-28S-180 (Cherokee)	Metal	Piper PA-28 Series (Lycoming)	ELA1	X	
PIPER AIRCRAFT	PA-30	Metal	Piper PA-30 Series (Lycoming)	ELA2	X	
PIPER AIRCRAFT	PA-31	Metal	Piper PA-31 Series (Lycoming)			X
PIPER AIRCRAFT	PA-31-300	Metal	Piper PA-31 Series (Lycoming)			X
PIPER AIRCRAFT	PA-31-325	Metal	Piper PA-31 Series (Lycoming)			X
PIPER AIRCRAFT	PA-31-350 (Chieftain)	Metal	Piper PA-31 Series (Lycoming)			X
PIPER AIRCRAFT	PA-31P (Pressurized Navajo)	Metal + Pressurised	Piper PA-31P (Lycoming)			X

GROUP 3: PISTON-ENGINE AEROPLANES (other than those in Group 1)						
TC Holder	Model	Type of structure	Part-66 type rating endorsement	Note	MTOM	
					≤2T	>2T
PIPER AIRCRAFT	PA-31P-350 (Mojave)	Metal + Pressurised	Piper PA-31P (Lycoming)			X
PIPER AIRCRAFT	PA-32-260 (Cherokee Six 260)	Metal	Piper PA-32 Series (Lycoming)	ELA2	X	
PIPER AIRCRAFT	PA-32-300 (Cherokee Six 300)	Metal	Piper PA-32 Series (Lycoming)	ELA2	X	
PIPER AIRCRAFT	PA-32-301 (Saratoga)	Metal	Piper PA-32 Series (Lycoming)	ELA2	X	
PIPER AIRCRAFT	PA-32-301FT (Piper 6X)	Metal	Piper PA-32 Series (Lycoming)	ELA2	X	
PIPER AIRCRAFT	PA-32-301T (Turbo Saratoga)	Metal	Piper PA-32 Series (Lycoming)	ELA2	X	
PIPER AIRCRAFT	PA-32-301XTC (Piper 6XT)	Metal	Piper PA-32 Series (Lycoming)	ELA2	X	
PIPER AIRCRAFT	PA-32R-300 (Lance)	Metal	Piper PA-32 Series (Lycoming)	ELA2	X	
PIPER AIRCRAFT	PA-32R-301 (Saratoga II HP)	Metal	Piper PA-32 Series (Lycoming)	ELA2	X	
PIPER AIRCRAFT	PA-32R-301 (Saratoga SP)	Metal	Piper PA-32 Series (Lycoming)	ELA2	X	
PIPER AIRCRAFT	PA-32R-301T (Saratoga II TC)	Metal	Piper PA-32 Series (Lycoming)	ELA2	X	
PIPER AIRCRAFT	PA-32R-301T (Turbo SaratogaSP)	Metal	Piper PA-32 Series (Lycoming)	ELA2	X	
PIPER AIRCRAFT	PA-32RT-300 (Lance II)	Metal	Piper PA-32 Series (Lycoming)	ELA2	X	
PIPER AIRCRAFT	PA-32RT-300T (Turbo Lance II)	Metal	Piper PA-32 Series (Lycoming)	ELA2	X	
PIPER AIRCRAFT	PA-32S-300 (Cher.Six Seaplane)	Metal	Piper PA-32 Series (Lycoming)	ELA2	X	
PIPER AIRCRAFT	PA-34-200T (Seneca II)	Metal	Piper PA-34 Series (Continental)			X
PIPER AIRCRAFT	PA-34-220T (Seneca III)	Metal	Piper PA-34 Series (Continental)			X
PIPER AIRCRAFT	PA-34-220T (Seneca IV)	Metal	Piper PA-34 Series (Continental)			X
PIPER AIRCRAFT	PA-34-220T (Seneca V)	Metal	Piper PA-34 Series (Continental)			X

GROUP 3: PISTON-ENGINE AEROPLANES (other than those in Group 1)						
TC Holder	Model	Type of structure	Part-66 type rating endorsement	Note	MTOM	
					≤2T	>2T
PIPER AIRCRAFT	PA-34-200 (Seneca)	Metal	Piper PA-34 Series (Lycoming)	ELA2	X	
PIPER AIRCRAFT	PA-36-285 (Normal category)	Metal	Piper PA-36 Series (Continental)	ELA2	X	
PIPER AIRCRAFT	PA-36-300 (Normal category)	Metal	Piper PA-36 Series (Lycoming)	ELA2	X	
PIPER AIRCRAFT	PA-36-375 (Normal category)	Metal	Piper PA-36 Series (Lycoming)	ELA2		X
PIPER AIRCRAFT	PA-38-112	Metal	Piper PA-38 Series (Lycoming)	ELA1	X	
PIPER AIRCRAFT	PA-39	Metal	Piper PA-39/40 Series (Lycoming)	ELA2	X	
PIPER AIRCRAFT	PA-40	Metal	Piper PA-39/40 Series (Lycoming)	ELA2	X	
PIPER AIRCRAFT	PA-44-180 (Seminole)	Metal	Piper PA-44 Series (Lycoming)	ELA2	X	
PIPER AIRCRAFT	PA-44-180T (Turbo Seminole)	Metal	Piper PA-44 Series (Lycoming)	ELA2	X	
PIPER AIRCRAFT	PA-46-310P	Metal + Pressurised	Piper PA-46 Pressurised (Continental)	ELA2	X	
PIPER AIRCRAFT	PA-46-350P (Mirage)	Metal + Pressurised	Piper PA-46 Pressurised (Lycoming)	ELA2	X	
PIPER AIRCRAFT	PA-46R-350T (Matrix)	Metal	Piper PA-46 Series (Lycoming)	ELA2	X	
Pipistrel Vertical Solutions d.o.o.	Virus SW 121	Composite	Pipistrel Virus (Rotax)	ELA1 ¹	X	
Pipistrel Vertical Solutions d.o.o.	Virus SW 128	Composite	Pipistrel Virus Electro (Pipistrel E-811)	ELA1 ²	X	
Polskie Zakłady Lotnicze Sp. z o.o.	PZL M18	Metal	PZL M 18 (PZL)			X
Polskie Zakłady Lotnicze Sp. z o.o.	PZL M18A	Metal	PZL M 18 (PZL)			X
Polskie Zakłady Lotnicze Sp. z o.o.	PZL M18AS	Metal	PZL M 18 (PZL)			X
Polskie Zakłady Lotnicze Sp. z o.o.	PZL M18B	Metal	PZL M 18 (PZL)			X
Polskie Zakłady Lotnicze Sp. z o.o.	PZL M18BS	Metal	PZL M 18 (PZL)			X
Polskie Zakłady Lotnicze Sp. z o.o.	PZL M26 01	Metal	PZL M 26 (Lycoming)	ELA2	X	

¹ Electrical Virus variants certified (within the L2 licence privilege)

² Classified as Group 3 per 66.A.5(1) par. 2, within L2 the licence privilege

GROUP 3: PISTON-ENGINE AEROPLANES (other than those in Group 1)						
TC Holder	Model	Type of structure	Part-66 type rating endorsement	Note	MTOM	
					≤2T	>2T
Polskie Zakłady Lotnicze Sp. z o.o. (Aircrat with SAS)	PZL M20	Metal	PZL M 20 (PZL)			X
PZL WARSZAWAOKEC IE S.A.	PZL-104M Wilga 2000	Metal	PZL-104 Wilga (Lycoming)	ELA2	X	
PZL WARSZAWAOKEC IE S.A.	PZL-104MA Wilga 2000	Metal	PZL-104 Wilga (Lycoming)	ELA2	X	
PZL WARSZAWAOKEC IE S.A.	PZL-104MF Wilga 2000	Metal	PZL-104 Wilga (Lycoming)	ELA2	X	
PZL WARSZAWAOKEC IE S.A.	PZL-104MN Wilga 2000	Metal	PZL-104 Wilga (Lycoming)	ELA2	X	
PZL WARSZAWAOKEC IE S.A.	PZL-104 Wilga 32	Metal	PZL-104 Wilga Series (Continental)	ELA2	X	
PZL WARSZAWAOKEC IE S.A.	PZL-104 Wilga 32A	Metal	PZL-104 Wilga Series (Continental)	ELA2	X	
PZL WARSZAWAOKEC IE S.A.	PZL-104 Wilga 35	Metal	PZL-104A Wilga (Ivchenko)	ELA2	X	
PZL WARSZAWAOKEC IE S.A.	PZL-104 Wilga 35A	Metal	PZL-104A Wilga (Ivchenko)	ELA2	X	
PZL WARSZAWAOKEC IE S.A.	PZL-104 Wilga 80	Metal	PZL-104A Wilga (Ivchenko)	ELA2	X	
PZL WARSZAWAOKEC IE S.A.	PZL-110 KOLIBER	Metal	PZL-110 Koliber (Franklin)	ELA1	X	
PZL WARSZAWAOKEC IE S.A.	PZL-KOLIBER 150	Metal	PZL-Koliber 150 Series (Lycoming)	ELA1	X	
PZL WARSZAWAOKEC IE S.A.	PZL-KOLIBER 150A	Metal	PZL-Koliber 150 Series (Lycoming)	ELA1	X	
PZL WARSZAWAOKEC IE S.A.	PZL-KOLIBER 160A	Metal	PZL-Koliber 160 (Lycoming)	ELA1	X	
Reims Aviation (Aircraft with SAS)	FTB337G	Metal	Cessna/Reims-Cessna 337 Series (Continental) (not pressurised)	Ref.: SAS.A.115.		X
Reims Aviation (Aircraft with SAS)	FTB337GA	Metal	Cessna/Reims-Cessna 337 Series (Continental) (not pressurised)	Ref.: SAS.A.115.		X

GROUP 3: PISTON-ENGINE AEROPLANES (other than those in Group 1)							
TC Holder	Model	Type of structure	Part-66 type rating endorsement	Note	MTOM		
					≤2T	>2T	
REVO, Inc	LA-4A	Metal	REVO C/LA-4 Series (Lycoming)	ELA1	X		
REVO, Inc	LA-4P	Metal	REVO C/LA-4 Series (Lycoming)	ELA1	X		
REVO, Inc	Lake 250	Metal	REVO C/LA-4 Series (Lycoming)	ELA2	X		
REVO, Inc.	LA-4-200	Metal	Lake C/LA Series (Lycoming)	ELA1	X		
RUAG AEROSPACE Services GmbH	Do 28 A-1	Metal	Do 28 Series (Lycoming)			X	
RUAG AEROSPACE Services GmbH	Do 28 A-1[R]	Metal	Do 28 Series (Lycoming)			X	
RUAG AEROSPACE Services GmbH	Do 28 B-1	Metal	Do 28 Series (Lycoming)			X	
RUAG AEROSPACE Services GmbH	Do 28 D	Metal	Do 28 Series (Lycoming)			X	
RUAG AEROSPACE Services GmbH	Do 28 D-1	Metal	Do 28 Series (Lycoming)			X	
RUAG AEROSPACE Services GmbH	Do 28 D-2	Metal	Do 28 Series (Lycoming)			X	
SCHEIBE Flugzeugbau	SF 23 A	Wood + Metal tubing Fabric	SF 23 Series (Continental)	ELA1	X		
SCHEIBE Flugzeugbau	SF 23 A1	Wood + Metal tubing Fabric	SF 23 Series (Continental)	ELA1	X		
SCHEIBE Flugzeugbau	SF 23 B	Wood + Metal tubing Fabric	SF 23 Series (Continental)	ELA1	X		
SCHEIBE Flugzeugbau (Aircraft with SAS)	SF 23 C	Wood + Metal tubing Fabric	SF 23 Series (Lycoming)	ELA1	X		
SEASTAR CORP	TSC-1A	Composite	TSC Series (Lycoming)	ELA1	X		
SEASTAR CORP	TSC-1A1	Composite	TSC Series (Lycoming)	ELA1	X		
SEASTAR CORP	TSC-1A2	Composite	TSC Series (Lycoming)	ELA1	X		
Skyfox Aviation Ltd	CA25	Wood + Metal tubing Fabric	CA25 Series (Rotax)	ELA1	X		
Skyfox Aviation Ltd	CA25N	Wood + Metal tubing Fabric	CA25 Series (Rotax)	ELA1	X		
SLINGSBY Aviation	T67A	Wood	Slingsby T67A (Lycoming)	ELA1	X		

GROUP 3: PISTON-ENGINE AEROPLANES (other than those in Group 1)							
TC Holder	Model	Type of structure	Part-66 type rating endorsement	Note	MTOM		
					≤2T	>2T	
SLINGSBY Aviation	T67B Firefly	Composite	Slingsby T67B/T67C/T67M Series (Lycoming)	ELA1	X		
SLINGSBY Aviation	T67C Firefly	Composite	Slingsby T67B/T67C/T67M Series (Lycoming)	ELA1	X		
SLINGSBY Aviation	T67M Firefly	Composite	Slingsby T67B/T67C/T67M Series (Lycoming)	ELA1	X		
SLINGSBY Aviation	T67M200 Firefly	Composite	Slingsby T67B/T67C/T67M Series (Lycoming)	ELA1	X		
SLINGSBY Aviation	T67M260 Firefly	Composite	Slingsby T67B/T67C/T67M Series (Lycoming)	ELA1	X		
SLINGSBY Aviation	T67M260-T3A Firefly	Composite	Slingsby T67B/T67C/T67M Series (Lycoming)	ELA1	X		
SLINGSBY Aviation	T67M-MKII Firefly	Composite	Slingsby T67B/T67C/T67M Series (Lycoming)	ELA1	X		
SOCATA(Aircraft with SAS)	RALLYE 235 CA	Metal	SOCATA Rallye Series (Lycoming)	ELA2	X		
SOCATA (Aircraft with SAS)	RALLYE 235 CA-M	Metal	SOCATA Rallye Series (Lycoming)	ELA2	X		
SOCATA (Aircraft with SAS)	ST10	Metal	SOCATA ST10 (Lycoming)	ELA2	X		
SONACA AIRCRAFT S.A.	S200	Metal	SONACA 200 (Rotax)	ELA1	X		
SONACA AIRCRAFT S.A.	S201	<i>Metal</i>	SONACA 200 (Rotax)	ELA1	X		
SST FLUGTECHNIK GmbH	EA 400	Composite	Extra EA-400 (Continental)	ELA2	X		
STEMME AG	S15-1	Composite	Stemme ASP S15-1 (Rotax)	ELA1	X		
SUKHOI (Aircraft with SAS)	Su-29	Composite	Sukhoi SU-29 (Vedeneyev)	ELA2	X		
SUKHOI (Aircraft with SAS)	Su-31	Composite	Sukhoi SU-31 (Vedeneyev)	ELA1	X		
SYMPHONY AIRCRAFT INDUSTRIES	OMF-100-160	Metal	Symphony OMF-100-160 (Lycoming)	ELA1	X		
TAYLORCRAFT 2000	19	Wood + Metal tubing Fabric	Taylorcraft 19 Series (Continental)	ELA1	X		
TAYLORCRAFT 2000	F19	Wood + Metal tubing Fabric	Taylorcraft 19 Series (Continental)	ELA1	X		
TAYLORCRAFT 2000	F21	Wood + Metal tubing Fabric	Taylorcraft F21/F22 Series (Lycoming)	ELA1	X		
TAYLORCRAFT 2000	F21A	Wood + Metal tubing Fabric	Taylorcraft F21/F22 Series (Lycoming)	ELA1	X		

GROUP 3: PISTON-ENGINE AEROPLANES (other than those in Group 1)						
TC Holder	Model	Type of structure	Part-66 type rating endorsement	Note	MTOM	
					≤2T	>2T
TAYLORCRAFT 2000	F21B	Wood + Metal tubing Fabric	Taylorcraft F21/F22 Series (Lycoming)	ELA1	X	
TAYLORCRAFT 2000	F22	Wood + Metal tubing Fabric	Taylorcraft F21/F22 Series (Lycoming)	ELA1	X	
TAYLORCRAFT 2000	F22A	Wood + Metal tubing Fabric	Taylorcraft F21/F22 Series (Lycoming)	ELA1	X	
TAYLORCRAFT 2000	F22B	Wood + Metal tubing Fabric	Taylorcraft F21/F22 Series (Lycoming)	ELA1	X	
TAYLORCRAFT 2000	F22C	Wood + Metal tubing Fabric	Taylorcraft F21/F22 Series (Lycoming)	ELA1	X	
TECNAM Costruzioni Aeronautiche	P-Mentor	Metal	Tecnam P2002 (Rotax)	ELA1	X	
TECNAM Costruzioni Aeronautiche	P2006T	Metal	Tecnam P2006T (Rotax)	ELA1	X	
TECNAM Costruzioni Aeronautiche	P2010 TDI	<i>Composite + Metal</i>	Tecnam P2010 (Continental)	ELA1	X	
TECNAM Costruzioni Aeronautiche	P92-JS	Metal	Tecnam P92 (Rotax)	ELA1	X	
TECNAM Costruzioni Aeronautiche	P2002-JF	Metal	Tecnam P2002 (Rotax)	ELA1	X	
TECNAM Costruzioni Aeronautiche	P2002-JR	Metal	Tecnam P2002 (Rotax)	ELA1	X	
TECNAM Costruzioni Aeronautiche	P2008 JC	Composite + Metal	Tecnam P2008 (Rotax)	ELA1	X	
TECNAM Costruzioni Aeronautiche	P2010	Composite + Metal	Tecnam P2010 (Lycoming)	ELA1	X	
TECNAM Costruzioni Aeronautiche	P2012 Traveller	Metal	Tecnam P2012 (Lycoming)			X
TECNAM Costruzioni Aeronautiche	P92-J	Metal	Tecnam P92 (Rotax)	ELA1	X	
TEXTRON AVIATION Inc.	E33	Metal	Beech 33 Series (Continental)	ELA2	X	

GROUP 3: PISTON-ENGINE AEROPLANES (other than those in Group 1)							
TC Holder	Model	Type of structure	Part-66 type rating endorsement	Note	MTOM		
					≤2T	>2T	
TEXTRON AVIATION Inc.	E33A	Metal	Beech 33 Series (Continental)	ELA2	X		
TEXTRON AVIATION Inc.	E33C	Metal	Beech 33 Series (Continental)	ELA2	X		
TEXTRON AVIATION Inc.	F33	Metal	Beech 33 Series (Continental)	ELA2	X		
TEXTRON AVIATION Inc.	F33A	Metal	Beech 33 Series (Continental)	ELA2	X		
TEXTRON AVIATION Inc.	F33C	Metal	Beech 33 Series (Continental)	ELA2	X		
TEXTRON AVIATION Inc.	G33	Metal	Beech 33 Series (Continental)	ELA2	X		
TEXTRON AVIATION Inc.	35-33	Metal	Beech 35 Series (Continental)	ELA2	X		
TEXTRON AVIATION Inc.	35-A33	Metal	Beech 35 Series (Continental)	ELA2	X		
TEXTRON AVIATION Inc.	35-B33	Metal	Beech 35 Series (Continental)	ELA2	X		
TEXTRON AVIATION Inc.	35-C33	Metal	Beech 35 Series (Continental)	ELA2	X		
TEXTRON AVIATION Inc.	35-C33A	Metal	Beech 35 Series (Continental)	ELA2	X		
TEXTRON AVIATION Inc.	H35	Metal	Beech 35 Series (Continental)	ELA2	X		
TEXTRON AVIATION Inc.	J35	Metal	Beech 35 Series (Continental)	ELA2	X		
TEXTRON AVIATION Inc.	K35	Metal	Beech 35 Series (Continental)	ELA2	X		
TEXTRON AVIATION Inc.	M35	Metal	Beech 35 Series (Continental)	ELA2	X		
TEXTRON AVIATION Inc.	N35	Metal	Beech 35 Series (Continental)	ELA2	X		
TEXTRON AVIATION Inc.	P35	Metal	Beech 35 Series (Continental)	ELA2	X		
TEXTRON AVIATION Inc.	S35	Metal	Beech 35 Series (Continental)	ELA2	X		
TEXTRON AVIATION Inc.	V35	Metal	Beech 35 Series (Continental)	ELA2	X		
TEXTRON AVIATION Inc.	V35A	Metal	Beech 35 Series (Continental)	ELA2	X		
TEXTRON AVIATION Inc.	V35B	Metal	Beech 35 Series (Continental)	ELA2	X		
TEXTRON AVIATION Inc.	36	Metal	Beech 36 Series (Continental)	ELA2	X		
TEXTRON AVIATION Inc.	A36	Metal	Beech 36 Series (Continental)	ELA2	X		

GROUP 3: PISTON-ENGINE AEROPLANES (other than those in Group 1)						
TC Holder	Model	Type of structure	Part-66 type rating endorsement	Note	MTOM	
					≤2T	>2T
TEXTRON AVIATION Inc.	A36TC	Metal	Beech 36 Series (Continental)	ELA2	X	
TEXTRON AVIATION Inc.	B36TC	Metal	Beech 36 Series (Continental)	ELA2	X	
TEXTRON AVIATION Inc.	G36	Metal	Beech 36 Series (Continental)	ELA2	X	
TEXTRON AVIATION Inc.	D55	Metal	Beech 55 Series (Continental)			X
TEXTRON AVIATION Inc.	D55A	Metal	Beech 55 Series (Continental)			X
TEXTRON AVIATION Inc.	E55	Metal	Beech 55 Series (Continental)			X
TEXTRON AVIATION Inc.	E55A	Metal	Beech 55 Series (Continental)			X
TEXTRON AVIATION Inc.	56TC	Metal	Beech 56 Series (Lycoming)			X
TEXTRON AVIATION Inc.	A56TC	Metal	Beech 56 Series (Lycoming)			X
TEXTRON AVIATION Inc.	58	Metal	Beech 58 Series (Continental)			X
TEXTRON AVIATION Inc.	58A	Metal	Beech 58 Series (Continental)			X
TEXTRON AVIATION Inc.	G58	Metal	Beech 58 Series (Continental)			X
TEXTRON AVIATION Inc.	65	Metal	Beech 65-80 Series (Lycoming)			X
TEXTRON AVIATION Inc.	70	Metal	Beech 65-80 Series (Lycoming)			X
TEXTRON AVIATION Inc.	65-80	Metal	Beech 65-80 Series (Lycoming)			X
TEXTRON AVIATION Inc.	65-88	Metal	Beech 65-80 Series (Lycoming)			X
TEXTRON AVIATION Inc.	65-A80	Metal	Beech 65-80 Series (Lycoming)			X
TEXTRON AVIATION Inc.	65-A80-8800	Metal	Beech 65-80 Series (Lycoming)			X
TEXTRON AVIATION Inc.	65-B80	Metal	Beech 65-80 Series (Lycoming)			X
TEXTRON AVIATION Inc.	A65	Metal	Beech 65-80 Series (Lycoming)			X
TEXTRON AVIATION Inc.	A65-8200	Metal	Beech 65-80 Series (Lycoming)			X
TEXTRON AVIATION Inc.	95-B55	Metal	Beech 95 Series (Continental)			X
TEXTRON AVIATION Inc.	95-B55A	Metal	Beech 95 Series (Continental)			X

GROUP 3: PISTON-ENGINE AEROPLANES (other than those in Group 1)						
TC Holder	Model	Type of structure	Part-66 type rating endorsement	Note	MTOM	
					≤2T	>2T
TEXTRON AVIATION Inc.	95-B55B	Metal	Beech 95 Series (Continental)			X
TEXTRON AVIATION Inc.	95-C55	Metal	Beech 95 Series (Continental)			X
TEXTRON AVIATION Inc.	95-C55A	Metal	Beech 95 Series (Continental)			X
TEXTRON AVIATION Inc.	95	Metal	Beech 95 Series (Lycoming)	ELA2	X	
TEXTRON AVIATION Inc.	95-55	Metal	Beech 95 Series (Lycoming)			X
TEXTRON AVIATION Inc.	95-A55	Metal	Beech 95 Series (Lycoming)			X
TEXTRON AVIATION Inc.	B95	Metal	Beech 95 Series (Lycoming)	ELA2	X	
TEXTRON AVIATION Inc.	B95A	Metal	Beech 95 Series (Lycoming)	ELA2	X	
TEXTRON AVIATION Inc.	D95A	Metal	Beech 95 Series (Lycoming)	ELA2	X	
TEXTRON AVIATION Inc.	E95	Metal	Beech 95 Series (Lycoming)	ELA2	X	
TEXTRON AVIATION Inc.	175	Metal	Cessna 175 Series (Continental)	ELA1	X	
TEXTRON AVIATION Inc.	175A	Metal	Cessna 175 Series (Continental)	ELA1	X	
TEXTRON AVIATION Inc.	175B	Metal	Cessna 175 Series (Continental)	ELA1	X	
TEXTRON AVIATION Inc.	175C	Metal	Cessna 175 Series (Continental)	ELA1	X	
TEXTRON AVIATION Inc.	177	Metal	Cessna 177 Series (Lycoming)	ELA1	X	
TEXTRON AVIATION Inc.	177A	Metal	Cessna 177 Series (Lycoming)	ELA1	X	
TEXTRON AVIATION Inc.	177B	Metal	Cessna 177 Series (Lycoming)	ELA1	X	
TEXTRON AVIATION Inc.	177RG	Metal	Cessna 177 Series (Lycoming)	ELA2	X	
TEXTRON AVIATION Inc.	180	Metal	Cessna 180 Series (Continental)	ELA1	X	
TEXTRON AVIATION Inc.	180A	Metal	Cessna 180 Series (Continental)	ELA2	X	
TEXTRON AVIATION Inc.	180B	Metal	Cessna 180 Series (Continental)	ELA2	X	
TEXTRON AVIATION Inc.	180C	Metal	Cessna 180 Series (Continental)	ELA2	X	
TEXTRON AVIATION Inc.	180D	Metal	Cessna 180 Series (Continental)	ELA2	X	

GROUP 3: PISTON-ENGINE AEROPLANES (other than those in Group 1)							
TC Holder	Model	Type of structure	Part-66 type rating endorsement	Note	MTOM		
					≤2T	>2T	
TEXTRON AVIATION Inc.	180E	Metal	Cessna 180 Series (Continental)	ELA2	X		
TEXTRON AVIATION Inc.	180F	Metal	Cessna 180 Series (Continental)	ELA2	X		
TEXTRON AVIATION Inc.	180G	Metal	Cessna 180 Series (Continental)	ELA2	X		
TEXTRON AVIATION Inc.	180H	Metal	Cessna 180 Series (Continental)	ELA2	X		
TEXTRON AVIATION Inc.	180J	Metal	Cessna 180 Series (Continental)	ELA2	X		
TEXTRON AVIATION Inc.	180K	Metal	Cessna 180 Series (Continental)	ELA2	X		
TEXTRON AVIATION Inc.	185	Metal	Cessna 185 Series (Continental)	ELA2	X		
TEXTRON AVIATION Inc.	185A	Metal	Cessna 185 Series (Continental)	ELA2	X		
TEXTRON AVIATION Inc.	185B	Metal	Cessna 185 Series (Continental)	ELA2	X		
TEXTRON AVIATION Inc.	185C	Metal	Cessna 185 Series (Continental)	ELA2	X		
TEXTRON AVIATION Inc.	185D	Metal	Cessna 185 Series (Continental)	ELA2	X		
TEXTRON AVIATION Inc.	185E	Metal	Cessna 185 Series (Continental)	ELA2	X		
TEXTRON AVIATION Inc.	A185E	Metal	Cessna 185 Series (Continental)	ELA2	X		
TEXTRON AVIATION Inc.	A185F	Metal	Cessna 185 Series (Continental)	ELA2	X		
TEXTRON AVIATION Inc.	188	Metal	Cessna 188 (Continental)	ELA2	X		
TEXTRON AVIATION Inc.	188A	Metal	Cessna 188 (Continental)	ELA2	X		
TEXTRON AVIATION Inc.	188B	Metal	Cessna 188 (Continental)	ELA2	X		
TEXTRON AVIATION Inc.	A188	Metal	Cessna 188 (Continental)	ELA2	X		
TEXTRON AVIATION Inc.	A188A	Metal	Cessna 188 (Continental)	ELA2	X		
TEXTRON AVIATION Inc.	A188B	Metal	Cessna 188 (Continental)	ELA2	X		
TEXTRON AVIATION Inc.	T188C	Metal	Cessna 188 (Continental)	ELA2	X		
TEXTRON AVIATION Inc.	206	Metal	Cessna 206 Series (Continental)	ELA2	X		
TEXTRON AVIATION Inc.	P206	Metal	Cessna 206 Series (Continental)	ELA2	X		

GROUP 3: PISTON-ENGINE AEROPLANES (other than those in Group 1)							
TC Holder	Model	Type of structure	Part-66 type rating endorsement	Note	MTOM		
					≤2T	>2T	
TEXTRON AVIATION Inc.	P206A	Metal	Cessna 206 Series (Continental)	ELA2	X		
TEXTRON AVIATION Inc.	P206B	Metal	Cessna 206 Series (Continental)	ELA2	X		
TEXTRON AVIATION Inc.	P206C	Metal	Cessna 206 Series (Continental)	ELA2	X		
TEXTRON AVIATION Inc.	P206D	Metal	Cessna 206 Series (Continental)	ELA2	X		
TEXTRON AVIATION Inc.	P206E	Metal	Cessna 206 Series (Continental)	ELA2	X		
TEXTRON AVIATION Inc.	TP206A	Metal	Cessna 206 Series (Continental)	ELA2	X		
TEXTRON AVIATION Inc.	TP206B	Metal	Cessna 206 Series (Continental)	ELA2	X		
TEXTRON AVIATION Inc.	TP206C	Metal	Cessna 206 Series (Continental)	ELA2	X		
TEXTRON AVIATION Inc.	TP206D	Metal	Cessna 206 Series (Continental)	ELA2	X		
TEXTRON AVIATION Inc.	TP206E	Metal	Cessna 206 Series (Continental)	ELA2	X		
TEXTRON AVIATION Inc.	TU206A	Metal	Cessna 206 Series (Continental)	ELA2	X		
TEXTRON AVIATION Inc.	TU206B	Metal	Cessna 206 Series (Continental)	ELA2	X		
TEXTRON AVIATION Inc.	TU206C	Metal	Cessna 206 Series (Continental)	ELA2	X		
TEXTRON AVIATION Inc.	TU206D	Metal	Cessna 206 Series (Continental)	ELA2	X		
TEXTRON AVIATION Inc.	TU206E	Metal	Cessna 206 Series (Continental)	ELA2	X		
TEXTRON AVIATION Inc.	TU206F	Metal	Cessna 206 Series (Continental)	ELA2	X		
TEXTRON AVIATION Inc.	TU206G	Metal	Cessna 206 Series (Continental)	ELA2	X		
TEXTRON AVIATION Inc.	U206	Metal	Cessna 206 Series (Continental)	ELA2	X		
TEXTRON AVIATION Inc.	U206A	Metal	Cessna 206 Series (Continental)	ELA2	X		
TEXTRON AVIATION Inc.	U206B	Metal	Cessna 206 Series (Continental)	ELA2	X		
TEXTRON AVIATION Inc.	U206C	Metal	Cessna 206 Series (Continental)	ELA2	X		
TEXTRON AVIATION Inc.	U206D	Metal	Cessna 206 Series (Continental)	ELA2	X		
TEXTRON AVIATION Inc.	U206E	Metal	Cessna 206 Series (Continental)	ELA2	X		

GROUP 3: PISTON-ENGINE AEROPLANES (other than those in Group 1)							
TC Holder	Model	Type of structure	Part-66 type rating endorsement	Note	MTOM		
					≤2T	>2T	
TEXTRON AVIATION Inc.	U206F	Metal	Cessna 206 Series (Continental)	ELA2	X		
TEXTRON AVIATION Inc.	U206G	Metal	Cessna 206 Series (Continental)	ELA2	X		
TEXTRON AVIATION Inc.	206H	Metal	Cessna 206 Series (Lycoming)	ELA2	X		
TEXTRON AVIATION Inc.	T206H	Metal	Cessna 206 Series (Lycoming)	ELA2	X		
TEXTRON AVIATION Inc.	207	Metal	Cessna 207 Series (Continental)	ELA2	X		
TEXTRON AVIATION Inc.	207A	Metal	Cessna 207 Series (Continental)	ELA2	X		
TEXTRON AVIATION Inc.	T207	Metal	Cessna 207 Series (Continental)	ELA2	X		
TEXTRON AVIATION Inc.	T207A	Metal	Cessna 207 Series (Continental)	ELA2	X		
TEXTRON AVIATION Inc.	210	Metal	Cessna 210 Series (Continental)	ELA2	X		
TEXTRON AVIATION Inc.	210-5 (205)	Metal	Cessna 210 Series (Continental)	ELA2	X		
TEXTRON AVIATION Inc.	210-5A (205A)	Metal	Cessna 210 Series (Continental)	ELA2	X		
TEXTRON AVIATION Inc.	210A	Metal	Cessna 210 Series (Continental)	ELA2	X		
TEXTRON AVIATION Inc.	210B	Metal	Cessna 210 Series (Continental)	ELA2	X		
TEXTRON AVIATION Inc.	210C	Metal	Cessna 210 Series (Continental)	ELA2	X		
TEXTRON AVIATION Inc.	210D	Metal	Cessna 210 Series (Continental)	ELA2	X		
TEXTRON AVIATION Inc.	210E	Metal	Cessna 210 Series (Continental)	ELA2	X		
TEXTRON AVIATION Inc.	210F	Metal	Cessna 210 Series (Continental)	ELA2	X		
TEXTRON AVIATION Inc.	210G	Metal	Cessna 210 Series (Continental)	ELA2	X		
TEXTRON AVIATION Inc.	210H	Metal	Cessna 210 Series (Continental)	ELA2	X		
TEXTRON AVIATION Inc.	210J	Metal	Cessna 210 Series (Continental)	ELA2	X		
TEXTRON AVIATION Inc.	210K	Metal	Cessna 210 Series (Continental)	ELA2	X		
TEXTRON AVIATION Inc.	210L	Metal	Cessna 210 Series (Continental)	ELA2	X		
TEXTRON AVIATION Inc.	210M	Metal	Cessna 210 Series (Continental)	ELA2	X		

GROUP 3: PISTON-ENGINE AEROPLANES (other than those in Group 1)							
TC Holder	Model	Type of structure	Part-66 type rating endorsement	Note	MTOM		
					≤2T	>2T	
TEXTRON AVIATION Inc.	210N	Metal	Cessna 210 Series (Continental)	ELA2	X		
TEXTRON AVIATION Inc.	210R	Metal	Cessna 210 Series (Continental)	ELA2	X		
TEXTRON AVIATION Inc.	310	Metal	Cessna 310/320 Series (Continental)			X	
TEXTRON AVIATION Inc.	320	Metal	Cessna 310/320 Series (Continental)			X	
TEXTRON AVIATION Inc.	310B	Metal	Cessna 310/320 Series (Continental)			X	
TEXTRON AVIATION Inc.	310C	Metal	Cessna 310/320 Series (Continental)			X	
TEXTRON AVIATION Inc.	310D	Metal	Cessna 310/320 Series (Continental)			X	
TEXTRON AVIATION Inc.	310F	Metal	Cessna 310/320 Series (Continental)			X	
TEXTRON AVIATION Inc.	310G	Metal	Cessna 310/320 Series (Continental)			X	
TEXTRON AVIATION Inc.	310H	Metal	Cessna 310/320 Series (Continental)			X	
TEXTRON AVIATION Inc.	310I	Metal	Cessna 310/320 Series (Continental)			X	
TEXTRON AVIATION Inc.	310J	Metal	Cessna 310/320 Series (Continental)			X	
TEXTRON AVIATION Inc.	310J-1	Metal	Cessna 310/320 Series (Continental)			X	
TEXTRON AVIATION Inc.	310K	Metal	Cessna 310/320 Series (Continental)			X	
TEXTRON AVIATION Inc.	310L	Metal	Cessna 310/320 Series (Continental)			X	
TEXTRON AVIATION Inc.	310N	Metal	Cessna 310/320 Series (Continental)			X	
TEXTRON AVIATION Inc.	310P	Metal	Cessna 310/320 Series (Continental)			X	
TEXTRON AVIATION Inc.	310Q	Metal	Cessna 310/320 Series (Continental)			X	
TEXTRON AVIATION Inc.	310R	Metal	Cessna 310/320 Series (Continental)			X	
TEXTRON AVIATION Inc.	320-1	Metal	Cessna 310/320 Series (Continental)			X	
TEXTRON AVIATION Inc.	320A	Metal	Cessna 310/320 Series (Continental)			X	
TEXTRON AVIATION Inc.	320B	Metal	Cessna 310/320 Series (Continental)			X	
TEXTRON AVIATION Inc.	320C	Metal	Cessna 310/320 Series (Continental)			X	

GROUP 3: PISTON-ENGINE AEROPLANES (other than those in Group 1)						
TC Holder	Model	Type of structure	Part-66 type rating endorsement	Note	MTOM	
					≤2T	>2T
TEXTRON AVIATION Inc.	320D	Metal	Cessna 310/320 Series (Continental)			X
TEXTRON AVIATION Inc.	320E	Metal	Cessna 310/320 Series (Continental)			X
TEXTRON AVIATION Inc.	320F	Metal	Cessna 310/320 Series (Continental)			X
TEXTRON AVIATION Inc.	E310H	Metal	Cessna 310/320 Series (Continental)			X
TEXTRON AVIATION Inc.	E310J	Metal	Cessna 310/320 Series (Continental)			X
TEXTRON AVIATION Inc.	T310P	Metal	Cessna 310/320 Series (Continental)			X
TEXTRON AVIATION Inc.	T310Q	Metal	Cessna 310/320 Series (Continental)			X
TEXTRON AVIATION Inc.	T310R	Metal	Cessna 310/320 Series (Continental)			X
TEXTRON AVIATION Inc.	321	Metal	Cessna 321 (Continental)	ELA2	X	
TEXTRON AVIATION Inc.	335	Metal	Cessna 335 (Continental)			X
TEXTRON AVIATION Inc.	336	Metal	Cessna 336 (Continental)	ELA2	X	
TEXTRON AVIATION Inc.	340	Metal + Pressurised	Cessna 340 (Continental)			X
TEXTRON AVIATION Inc.	340A	Metal + Pressurised	Cessna 340 (Continental)			X
TEXTRON AVIATION Inc.	402C	Composite	Cessna 400 Series (Continental)		X	
TEXTRON AVIATION Inc.	414A	Composite	Cessna 400 Series (Continental)		X	
TEXTRON AVIATION Inc.	421B	Composite	Cessna 400 Series (Continental)		X	
TEXTRON AVIATION Inc.	421C	Composite	Cessna 400 Series (Continental)		X	
TEXTRON AVIATION Inc.	404	Composite	Cessna 400 Series (Continental)		X	
TEXTRON AVIATION Inc.	401	Composite	Cessna 400 Series (Continental)		X	
TEXTRON AVIATION Inc.	402	Composite	Cessna 400 Series (Continental)		X	
TEXTRON AVIATION Inc.	411	Composite	Cessna 400 Series (Continental)		X	
TEXTRON AVIATION Inc.	414	Composite	Cessna 400 Series (Continental)		X	
TEXTRON AVIATION Inc.	421	Composite	Cessna 400 Series (Continental)		X	

GROUP 3: PISTON-ENGINE AEROPLANES (other than those in Group 1)						
TC Holder	Model	Type of structure	Part-66 type rating endorsement	Note	MTOM	
					≤2T	>2T
TEXTRON AVIATION Inc.	401A	Composite	Cessna 400 Series (Continental)		X	
TEXTRON AVIATION Inc.	401B	Composite	Cessna 400 Series (Continental)		X	
TEXTRON AVIATION Inc.	402A	Composite	Cessna 400 Series (Continental)		X	
TEXTRON AVIATION Inc.	402B	Composite	Cessna 400 Series (Continental)		X	
TEXTRON AVIATION Inc.	LC40-550FG	Composite	Cessna C300/C350/C400 (Continental)	ELA2	X	
TEXTRON AVIATION Inc.	LC41-550FG	Composite	Cessna C300/C350/C400 (Continental)	ELA2	X	
TEXTRON AVIATION Inc.	LC42-550FG	Composite	Cessna C300/C350/C400 (Continental)	ELA2	X	
TEXTRON AVIATION Inc.	T240	Composite	Cessna C300/C350/C400 (Continental)	ELA2	X	
TEXTRON AVIATION Inc.	P210N	Metal + Pressurised	Cessna P210 (Continental)	ELA2	X	
TEXTRON AVIATION Inc.	P210R	Metal + Pressurised	Cessna P210 (Continental)	ELA2	X	
TEXTRON AVIATION Inc.	T210F	Metal	Cessna T210 (Continental)	ELA2	X	
TEXTRON AVIATION Inc.	T210G	Metal	Cessna T210 (Continental)	ELA2	X	
TEXTRON AVIATION Inc.	T210H	Metal	Cessna T210 (Continental)	ELA2	X	
TEXTRON AVIATION Inc.	T210J	Metal	Cessna T210 (Continental)	ELA2	X	
TEXTRON AVIATION Inc.	T210K	Metal	Cessna T210 (Continental)	ELA2	X	
TEXTRON AVIATION Inc.	T210L	Metal	Cessna T210 (Continental)	ELA2	X	
TEXTRON AVIATION Inc.	T210M	Metal	Cessna T210 (Continental)	ELA2	X	
TEXTRON AVIATION Inc.	T210N	Metal	Cessna T210 (Continental)	ELA2	X	
TEXTRON AVIATION Inc.	T210R	Metal	Cessna T210 (Continental)	ELA2	X	
TEXTRON AVIATION Inc.	T303	Metal	Cessna T303 (Continental)			X
TEXTRON AVIATION Inc.	150	Metal	Cessna/Reims-Cessna 150/F150 Series (Continental)	ELA1	X	
TEXTRON AVIATION Inc.	150A	Metal	Cessna/Reims-Cessna 150/F150 Series (Continental)	ELA1	X	
TEXTRON AVIATION Inc.	150B	Metal	Cessna/Reims-Cessna 150/F150 Series (Continental)	ELA1	X	

GROUP 3: PISTON-ENGINE AEROPLANES (other than those in Group 1)						
TC Holder	Model	Type of structure	Part-66 type rating endorsement	Note	MTOM	
					≤2T	>2T
TEXTRON AVIATION Inc.	150C	Metal	Cessna/Reims-Cessna 150/F150 Series (Continental)	ELA1	X	
TEXTRON AVIATION Inc.	150D	Metal	Cessna/Reims-Cessna 150/F150 Series (Continental)	ELA1	X	
TEXTRON AVIATION Inc.	150E	Metal	Cessna/Reims-Cessna 150/F150 Series (Continental)	ELA1	X	
TEXTRON AVIATION Inc.	150F	Metal	Cessna/Reims-Cessna 150/F150 Series (Continental)	ELA1	X	
TEXTRON AVIATION Inc.	150G	Metal	Cessna/Reims-Cessna 150/F150 Series (Continental)	ELA1	X	
TEXTRON AVIATION Inc.	150H	Metal	Cessna/Reims-Cessna 150/F150 Series (Continental)	ELA1	X	
TEXTRON AVIATION Inc.	150J	Metal	Cessna/Reims-Cessna 150/F150 Series (Continental)	ELA1	X	
TEXTRON AVIATION Inc.	150K	Metal	Cessna/Reims-Cessna 150/F150 Series (Continental)	ELA1	X	
TEXTRON AVIATION Inc.	150L	Metal	Cessna/Reims-Cessna 150/F150 Series (Continental)	ELA1	X	
TEXTRON AVIATION Inc.	150M	Metal	Cessna/Reims-Cessna 150/F150 Series (Continental)	ELA1	X	
TEXTRON AVIATION Inc.	A150K	Metal	Cessna/Reims-Cessna 150/F150 Series (Continental)	ELA1	X	
TEXTRON AVIATION Inc.	A150L	Metal	Cessna/Reims-Cessna 150/F150 Series (Continental)	ELA1	X	
TEXTRON AVIATION Inc.	A150M	Metal	Cessna/Reims-Cessna 150/F150 Series (Continental)	ELA1	X	
TEXTRON AVIATION Inc.	152	Metal	Cessna/Reims-Cessna 152/F152 Series (Lycoming)	ELA1	X	
TEXTRON AVIATION Inc.	A152	Metal	Cessna/Reims-Cessna 152/F152 Series (Lycoming)	ELA1	X	
TEXTRON AVIATION Inc.	172	Metal	Cessna/Reims-Cessna 172/F172 Series (Continental)	ELA1	X	
TEXTRON AVIATION Inc.	172A	Metal	Cessna/Reims-Cessna 172/F172 Series (Continental)	ELA1	X	
TEXTRON AVIATION Inc.	172B	Metal	Cessna/Reims-Cessna 172/F172 Series (Continental)	ELA1	X	
TEXTRON AVIATION Inc.	172C	Metal	Cessna/Reims-Cessna 172/F172 Series (Continental)	ELA1	X	
TEXTRON AVIATION Inc.	172D	Metal	Cessna/Reims-Cessna 172/F172 Series (Continental)	ELA1	X	
TEXTRON AVIATION Inc.	172E	Metal	Cessna/Reims-Cessna 172/F172 Series (Continental)	ELA1	X	
TEXTRON AVIATION Inc.	172F	Metal	Cessna/Reims-Cessna 172/F172 Series (Continental)	ELA1	X	
TEXTRON AVIATION Inc.	172G	Metal	Cessna/Reims-Cessna 172/F172 Series (Continental)	ELA1	X	

GROUP 3: PISTON-ENGINE AEROPLANES (other than those in Group 1)						
TC Holder	Model	Type of structure	Part-66 type rating endorsement	Note	MTOM	
					≤2T	>2T
TEXTRON AVIATION Inc.	172H	Metal	Cessna/Reims-Cessna 172/F172 Series (Continental)	ELA1	X	
TEXTRON AVIATION Inc.	P172D	Metal	Cessna/Reims-Cessna 172/F172 Series (Continental)	ELA1	X	
TEXTRON AVIATION Inc.	R172E	Metal	Cessna/Reims-Cessna 172/F172 Series (Continental)	ELA1	X	
TEXTRON AVIATION Inc.	R172F	Metal	Cessna/Reims-Cessna 172/F172 Series (Continental)	ELA1	X	
TEXTRON AVIATION Inc.	R172G	Metal	Cessna/Reims-Cessna 172/F172 Series (Continental)	ELA1	X	
TEXTRON AVIATION Inc.	R172H	Metal	Cessna/Reims-Cessna 172/F172 Series (Continental)	ELA1	X	
TEXTRON AVIATION Inc.	R172J	Metal	Cessna/Reims-Cessna 172/F172 Series (Continental)	ELA1	X	
TEXTRON AVIATION Inc.	R172K	Metal	Cessna/Reims-Cessna 172/F172 Series (Continental)	ELA1	X	
TEXTRON AVIATION Inc.	172I	Metal	Cessna/Reims-Cessna 172/F172 Series (Lycoming)	ELA1	X	
TEXTRON AVIATION Inc.	172K	Metal	Cessna/Reims-Cessna 172/F172 Series (Lycoming)	ELA1	X	
TEXTRON AVIATION Inc.	172L	Metal	Cessna/Reims-Cessna 172/F172 Series (Lycoming)	ELA1	X	
TEXTRON AVIATION Inc.	172M	Metal	Cessna/Reims-Cessna 172/F172 Series (Lycoming)	ELA1	X	
TEXTRON AVIATION Inc.	172N	Metal	Cessna/Reims-Cessna 172/F172 Series (Lycoming)	ELA1	X	
TEXTRON AVIATION Inc.	172P	Metal	Cessna/Reims-Cessna 172/F172 Series (Lycoming)	ELA1	X	
TEXTRON AVIATION Inc.	172Q	Metal	Cessna/Reims-Cessna 172/F172 Series (Lycoming)	ELA1	X	
TEXTRON AVIATION Inc.	172R	Metal	Cessna/Reims-Cessna 172/F172 Series (Lycoming)	ELA1	X	
TEXTRON AVIATION Inc.	172RG	Metal	Cessna/Reims-Cessna 172/F172 Series (Lycoming)	ELA2	X	
TEXTRON AVIATION Inc.	172S	Metal	Cessna/Reims-Cessna 172/F172 Series (Lycoming)	ELA1	X	
TEXTRON AVIATION Inc.	182	Metal	Cessna/Reims-Cessna 182/F182 Series (Continental)	ELA1	X	
TEXTRON AVIATION Inc.	182A	Metal	Cessna/Reims-Cessna 182/F182 Series (Continental)	ELA2	X	
TEXTRON AVIATION Inc.	182B	Metal	Cessna/Reims-Cessna 182/F182 Series (Continental)	ELA2	X	
TEXTRON AVIATION Inc.	182C	Metal	Cessna/Reims-Cessna 182/F182 Series (Continental)	ELA2	X	
TEXTRON AVIATION Inc.	182D	Metal	Cessna/Reims-Cessna 182/F182 Series (Continental)	ELA2	X	

GROUP 3: PISTON-ENGINE AEROPLANES (other than those in Group 1)						
TC Holder	Model	Type of structure	Part-66 type rating endorsement	Note	MTOM	
					≤2T	>2T
TEXTRON AVIATION Inc.	182E	Metal	Cessna/Reims-Cessna 182/F182 Series (Continental)	ELA2	X	
TEXTRON AVIATION Inc.	182F	Metal	Cessna/Reims-Cessna 182/F182 Series (Continental)	ELA2	X	
TEXTRON AVIATION Inc.	182G	Metal	Cessna/Reims-Cessna 182/F182 Series (Continental)	ELA2	X	
TEXTRON AVIATION Inc.	182H	Metal	Cessna/Reims-Cessna 182/F182 Series (Continental)	ELA2	X	
TEXTRON AVIATION Inc.	182J	Metal	Cessna/Reims-Cessna 182/F182 Series (Continental)	ELA2	X	
TEXTRON AVIATION Inc.	182K	Metal	Cessna/Reims-Cessna 182/F182 Series (Continental)	ELA2	X	
TEXTRON AVIATION Inc.	182L	Metal	Cessna/Reims-Cessna 182/F182 Series (Continental)	ELA2	X	
TEXTRON AVIATION Inc.	182M	Metal	Cessna/Reims-Cessna 182/F182 Series (Continental)	ELA2	X	
TEXTRON AVIATION Inc.	182N	Metal	Cessna/Reims-Cessna 182/F182 Series (Continental)	ELA2	X	
TEXTRON AVIATION Inc.	182P	Metal	Cessna/Reims-Cessna 182/F182 Series (Continental)	ELA2	X	
TEXTRON AVIATION Inc.	182Q	Metal	Cessna/Reims-Cessna 182/F182 Series (Continental)	ELA2	X	
TEXTRON AVIATION Inc.	182R	Metal	Cessna/Reims-Cessna 182/F182 Series (Continental)	ELA2	X	
TEXTRON AVIATION Inc.	R182	Metal	Cessna/Reims-Cessna 182/F182 Series (Lycoming)	ELA2	X	
TEXTRON AVIATION Inc.	T182T	Metal	Cessna/Reims-Cessna 182/F182 Series (Lycoming)	ELA2	X	
TEXTRON AVIATION Inc.	182S	Metal	Cessna/Reims-Cessna 182/F182 Series (Lycoming)	ELA2	X	
TEXTRON AVIATION Inc.	182T	Metal	Cessna/Reims-Cessna 182/F182 Series (Lycoming)	ELA2	X	
TEXTRON AVIATION Inc.	T337H-SP	Metal	Cessna/Reims-Cessna 337 Series (Continental) (not pressurised)			X
TEXTRON AVIATION Inc.	337	Metal	Cessna/Reims-Cessna 337 Series (Continental) (not pressurised)	ELA2	X	
TEXTRON AVIATION Inc.	337A	Metal	Cessna/Reims-Cessna 337 Series (Continental) (not pressurised)	ELA2	X	
TEXTRON AVIATION Inc.	337B	Metal	Cessna/Reims-Cessna 337 Series (Continental) (not pressurised)	ELA2	X	
TEXTRON AVIATION Inc.	337C	Metal	Cessna/Reims-Cessna 337 Series (Continental) (not pressurised)	ELA2	X	

GROUP 3: PISTON-ENGINE AEROPLANES (other than those in Group 1)							
TC Holder	Model	Type of structure	Part-66 type rating endorsement	Note	MTOM		
					≤2T	>2T	
TEXTRON AVIATION Inc.	337D	Metal	Cessna/Reims-Cessna 337 Series (Continental) (not pressurised)	ELA2	X		
TEXTRON AVIATION Inc.	337E	Metal	Cessna/Reims-Cessna 337 Series (Continental) (not pressurised)			X	
TEXTRON AVIATION Inc.	337F	Metal	Cessna/Reims-Cessna 337 Series (Continental) (not pressurised)			X	
TEXTRON AVIATION Inc.	337G	Metal	Cessna/Reims-Cessna 337 Series (Continental) (not pressurised)			X	
TEXTRON AVIATION Inc.	337H	Metal	Cessna/Reims-Cessna 337 Series (Continental) (not pressurised)			X	
TEXTRON AVIATION Inc.	M337B	Metal	Cessna/Reims-Cessna 337 Series (Continental) (not pressurised)	ELA2	X		
TEXTRON AVIATION Inc.	T337B	Metal	Cessna/Reims-Cessna 337 Series (Continental) (not pressurised)	ELA2	X		
TEXTRON AVIATION Inc.	T337C	Metal	Cessna/Reims-Cessna 337 Series (Continental) (not pressurised)			X	
TEXTRON AVIATION Inc.	T337D	Metal	Cessna/Reims-Cessna 337 Series (Continental) (not pressurised)			X	
TEXTRON AVIATION Inc.	T337E	Metal	Cessna/Reims-Cessna 337 Series (Continental) (not pressurised)			X	
TEXTRON AVIATION Inc.	T337F	Metal	Cessna/Reims-Cessna 337 Series (Continental) (not pressurised)			X	
TEXTRON AVIATION Inc.	T337G	Metal	Cessna/Reims-Cessna 337 Series (Continental) (not pressurised)			X	
TEXTRON AVIATION Inc.	T337H	Metal	Cessna/Reims-Cessna 337 Series (Continental) (not pressurised)			X	
TEXTRON AVIATION Inc.	P337H	Metal + Pressurised	Cessna/Reims-Cessna 337 Series (Continental) (not pressurised)			X	
TEXTRON AVIATION Inc.	T182	Metal	Cessna/Reims-Cessna T182 Series (Lycoming)	ELA2	X		
TEXTRON AVIATION Inc.	TR182	Metal	Cessna/Reims-Cessna T182 Series (Lycoming)	ELA2	X		
THRUSH AIRCRAFT	S2R	Metal	Thrush S2R Series (PW R1340)	The Model S2R also designated		X	

GROUP 3: PISTON-ENGINE AEROPLANES (other than those in Group 1)						
TC Holder	Model	Type of structure	Part-66 type rating endorsement	Note	MTOM	
					≤2T	>2T
				as S-2R or S2-R.		
THRUSH AIRCRAFT	S2R-R3S	Metal	Thrush S2R (Wsk PZL-3S)			X
THRUSH AIRCRAFT	S2R-R1340	Metal	Thrush S2R Series (PW R1340)			X
THRUSH AIRCRAFT	S2R-R1820	Metal	Thrush S2R Series (Wright R-1820)			X
TOMARK, s.r.o.	Viper SD-4 RTC	Metal	Tomark Viper SD-4 (Rotax)	ELA1	X	
TOMARK, s.r.o.	Viper SD-4 Night-VFR	Metal	Tomark Viper SD-4 (Rotax)	ELA1. Restricted TC.	X	
TRUE FLIGHT Holdings	AA-1	Metal	Grumman/American AA-1 Series (Lycoming)	ELA1	X	
TRUE FLIGHT Holdings	AA-1A	Metal	Grumman/American AA-1 Series (Lycoming)	ELA1	X	
TRUE FLIGHT Holdings	AA-1B	Metal	Grumman/American AA-1 Series (Lycoming)	ELA1	X	
TRUE FLIGHT Holdings	AA-1C	Metal	Grumman/American AA-1 Series (Lycoming)	ELA1	X	
TRUE FLIGHT Holdings	AA-5	Metal	Grumman/American AA-5 Series (Lycoming)	ELA1	X	
TRUE FLIGHT Holdings	AA-5A	Metal	Grumman/American AA-5 Series (Lycoming)	ELA1	X	
TRUE FLIGHT Holdings	AA-5B	Metal	Grumman/American AA-5 Series (Lycoming)	ELA1	X	
TRUE FLIGHT Holdings	AG-5B	Metal	Grumman/American AA-5 Series (Lycoming)	ELA1	X	
TWIN COMMANDER AIRCRAFT Corporation	500A	Metal	Twin Commander 500 Series (Continental)			X
TWIN COMMANDER AIRCRAFT Corporation	500	Metal	Twin Commander 500 Series (Lycoming)			X
TWIN COMMANDER AIRCRAFT Corporation	520	Metal	Twin Commander 500 Series (Lycoming)			X
TWIN COMMANDER AIRCRAFT Corporation	560	Metal	Twin Commander 500 Series (Lycoming)			X
TWIN COMMANDER	500B	Metal	Twin Commander 500 Series (Lycoming)			X

GROUP 3: PISTON-ENGINE AEROPLANES (other than those in Group 1)						
TC Holder	Model	Type of structure	Part-66 type rating endorsement	Note	MTOM	
					≤2T	>2T
AIRCRAFT Corporation						
TWIN COMMANDER AIRCRAFT Corporation	500S	Metal	Twin Commander 500 Series (Lycoming)			X
TWIN COMMANDER AIRCRAFT Corporation	500U	Metal	Twin Commander 500 Series (Lycoming)			X
TWIN COMMANDER AIRCRAFT Corporation	560A	Metal	Twin Commander 500 Series (Lycoming)			X
TWIN COMMANDER AIRCRAFT Corporation	560E	Metal	Twin Commander 500 Series (Lycoming)			X
TWIN COMMANDER AIRCRAFT Corporation	685	Metal + Pressurised	Twin Commander 600 Series (Continental)			X
TWIN COMMANDER AIRCRAFT Corporation	680	Metal	Twin Commander 600 Series (Lycoming)			X
TWIN COMMANDER AIRCRAFT Corporation	560F	Metal	Twin Commander 600 Series (Lycoming)			X
TWIN COMMANDER AIRCRAFT Corporation	680E	Metal	Twin Commander 600 Series (Lycoming)			X
TWIN COMMANDER AIRCRAFT Corporation	680F	Metal	Twin Commander 600 Series (Lycoming)			X
TWIN COMMANDER AIRCRAFT Corporation	680FL	Metal	Twin Commander 600 Series (Lycoming)			X
TWIN COMMANDER AIRCRAFT Corporation	720	Metal + Pressurised	Twin Commander 600 Series (Lycoming)			X
TWIN COMMANDER	680FL(P)	Metal + Pressurised	Twin Commander 600 Series (Lycoming)			X

GROUP 3: PISTON-ENGINE AEROPLANES (other than those in Group 1)						
TC Holder	Model	Type of structure	Part-66 type rating endorsement	Note	MTOM	
					≤2T	>2T
AIRCRAFT Corporation						
TWIN COMMANDER AIRCRAFT Corporation	700	Metal + Pressurised	Twin Commander 700 Series (Lycoming)			X
VULCANAIR	P.68 'Observer 2'	Metal	Vulcanair P.68 Series (Lycoming)			X
VULCANAIR	P.68 'Observer'	Metal	Vulcanair P.68 Series (Lycoming)	ELA2	X	
VULCANAIR	P.68 'Victor'	Metal	Vulcanair P.68 Series (Lycoming)	ELA2	X	
VULCANAIR	P.68B 'Victor'	Metal	Vulcanair P.68 Series (Lycoming)	ELA2	X	
VULCANAIR	P.68C	Metal	Vulcanair P.68 Series (Lycoming)	ELA2	X	
VULCANAIR	P.68C-TC	Metal	Vulcanair P.68 Series (Lycoming)	ELA2	X	
VULCANAIR	P.68R 'Victor'	Metal	Vulcanair P.68 Series (Lycoming)	ELA2	X	
VULCANAIR	P.68TC 'Observer'	Metal	Vulcanair P.68 Series (Lycoming)	ELA2	X	
VULCANAIR	P.64 'Oscar'	Metal	Vulcanair P.64 series/V1.0/V1.1 (Lycoming)	ELA1	X	
VULCANAIR	P.64B 'Oscar 200'	Metal	Vulcanair P.64 series/V1.0/V1.1 (Lycoming)	ELA1	X	
VULCANAIR	P.64B 'Oscar B 1155'	Metal	Vulcanair P.64 series/V1.0/V1.1 (Lycoming)	ELA1	X	
VULCANAIR	P.64B 'Oscar B'	Metal	Vulcanair P.64 series/V1.0/V1.1 (Lycoming)	ELA1	X	
VULCANAIR	VULCANAIR V1.0 (formerly P.64B 'OSCAR B 1155')	Metal	Vulcanair P.64 series/V1.0/V1.1 (Lycoming)	ELA1		
VULCANAIR	VULCANAIR V1.1 (formerly P.64B 'Oscar 200')	Metal	Vulcanair P.64 series/V1.0/V1.1 (Lycoming)	ELA1		
VULCANAIR	P.66B 'Oscar 100'	Metal	Vulcanair P.66 series/V1.100L/V1.150L/V1.CL (Lycoming)	ELA1	X	
VULCANAIR	P.66B 'Oscar 150'	Metal	Vulcanair P.66 series/V1.100L/V1.150L/V1.CL (Lycoming)	ELA1	X	

GROUP 3: PISTON-ENGINE AEROPLANES (other than those in Group 1)						
TC Holder	Model	Type of structure	Part-66 type rating endorsement	Note	MTOM	
					≤2T	>2T
VULCANAIR	P.66C 'CHARLIE'	Metal	Vulcanair P.66 series/ V1.100L/V1.150L/V1.CL (Lycoming)	ELA1	X	
VULCANAIR	VULCANAIR V1.100L (formerly P.66B 'Oscar 100')	Metal	Vulcanair P.66 series/ V1.100L/V1.150L/V1.CL (Lycoming)	ELA1		
VULCANAIR	VULCANAIR V1.150L (formerly P.66B 'Oscar 150')	Metal	Vulcanair P.66 series/ V1.100L/V1.150L/V1.CL (Lycoming)	ELA1		
VULCANAIR	VULCANAIR V1.CL (formerly P.66C 'Charlie')	Metal	Vulcanair P.66 series/ V1.100L/V1.150L/V1.CL (Lycoming)	ELA1		
WACO Aircraft Company	YMF F5	Wood + Metal tubing Fabric	Waco YMF (Jacobs)	ELA2	X	
WACO Aircraft Company	YMF F5C	Wood + Metal tubing Fabric	Waco YMF (Jacobs)	ELA2	X	
WACO Classic Aircraft Corp	2T-1A-1	Wood + Metal tubing Fabric	Waco 2T Series (Lycoming)	ELA1	X	
WACO Classic Aircraft Corp	2T-1A-2	Wood + Metal tubing Fabric	Waco 2T Series (Lycoming)	ELA1	X	
WASSMER (Aircraft with SAS)	CE 43	Metal	CERVA CE43 (Lycoming)	ELA2	X	
WASSMER (Aircraft with SAS)	WA 4/21	Wood + Metal tubing Fabric	WA4/21 Series (Lycoming)	ELA2	X	
WASSMER (Aircraft with SAS)	WA 4/21/250 'Super 4/21'	Wood + Metal tubing Fabric	WA4/21 Series (Lycoming)	ELA2	X	
WASSMER (Aircraft with SAS)	WA 40 A	Wood + Metal tubing Fabric	WA40 Series (Lycoming)	ELA1	X	
WASSMER (Aircraft with SAS)	WA 40 'SUPER IV'	Wood + Metal tubing Fabric	WA40 Series (Lycoming)	ELA1	X	
WASSMER (Aircraft with SAS)	WA 40 B 'Super IV Sancy'	Wood + Metal tubing Fabric	WA40 Series (Lycoming)	ELA1	X	

GROUP 3: PISTON-ENGINE AEROPLANES (other than those in Group 1)						
TC Holder	Model	Type of structure	Part-66 type rating endorsement	Note	MTOM	
					≤2T	>2T
WASSMER (Aircraft with SAS)	WA 41 'Baladou'	Wood + Metal tubing Fabric	WA41 (Lycoming)	ELA1	X	
WITHOUT TC HOLDER - ORPHANED (ex Fournier, René)	RF 3	Wood	RF 3 (Rectimo)	ELA1	X	
WITHOUT TC HOLDER - ORPHANED (ex Fournier, René)	RF 4	Wood	RF 4 (VW)	ELA1	X	
WITHOUT TC HOLDER - ORPHANED (ex Fournier, René)	RF 47	Wood	RF 47 (Limbach)	ELA1	X	
WITHOUT TC HOLDER - ORPHANED (ex Fournier, René)	RF.6.B. 100	Wood	RF 6B (Continental)	ELA1	X	
WITHOUT TC HOLDER - ORPHANED (ex Fournier, René)	RF.6.B. 120	Wood	RF 6B (Lycoming)	ELA1	X	
WITHOUT TC HOLDER - ORPHANED (ex Fournier, René)	RF.6.B. 90	Wood	RF 6B (Lycoming)	ELA1	X	
XtremeAir GmbH	XA41	Composite	XtremeAir XA42 (Lycoming)	ELA1	X	
XtremeAir GmbH	XA42	Composite	XtremeAir XA42 (Lycoming)	ELA1	X	
YAKOVLEV (Aircraft with SAS)	YAK-18T	Metal	Yakovlev YAK-18T (Vedeneyev)	ELA2	X	
ZAKŁADY LOTNICZE	EM-11C ORKA	Composite	EM-11 (Lycoming)	ELA2	X	
ZENAIR LTD	CH 2000	Metal	Zenair CH2000 (Lycoming)	ELA1	X	
ZLIN AIRCRAFT (MORAVAN AVIATION)	Z 143 L	Metal	Zlin Z-143 L (Lycoming)	ELA1	X	
ZLIN AIRCRAFT (MORAVAN AVIATION)	Z 143 Lsi	Metal	Zlin Z-143 L (Lycoming)	ELA1	X	
ZLIN AIRCRAFT (MORAVAN AVIATION)	Z 242 L	Metal	Zlin Z-242 L (Lycoming)	ELA1	X	
ZLIN AIRCRAFT (MORAVAN AVIATION)	Z 126	Metal	Zlin Z-26 Series (Walter Minor/AVIA)	ELA1	X	

GROUP 3: PISTON-ENGINE AEROPLANES (other than those in Group 1)						
TC Holder	Model	Type of structure	Part-66 type rating endorsement	Note	MTOM	
					≤2T	>2T
ZLIN AIRCRAFT (MORAVAN AVIATION)	Z 126 T	Metal	Zlin Z-26 Series (Walter Minor/AVIA)	ELA1	X	
ZLIN AIRCRAFT (MORAVAN AVIATION)	Z 226 A	Metal	Zlin Z-26 Series (Walter Minor/AVIA)	ELA1	X	
ZLIN AIRCRAFT (MORAVAN AVIATION)	Z 226 B	Metal	Zlin Z-26 Series (Walter Minor/AVIA)	ELA1	X	
ZLIN AIRCRAFT (MORAVAN AVIATION)	Z 226 M	Metal	Zlin Z-26 Series (Walter Minor/AVIA)	ELA1	X	
ZLIN AIRCRAFT (MORAVAN AVIATION)	Z 226 MS	Metal	Zlin Z-26 Series (Walter Minor/AVIA)	ELA1	X	
ZLIN AIRCRAFT (MORAVAN AVIATION)	Z 226 T	Metal	Zlin Z-26 Series (Walter Minor/AVIA)	ELA1	X	
ZLIN AIRCRAFT (MORAVAN AVIATION)	Z 326	Metal	Zlin Z-26 Series (Walter Minor/AVIA)	ELA1	X	
ZLIN AIRCRAFT (MORAVAN AVIATION)	Z 326 A	Metal	Zlin Z-26 Series (Walter Minor/AVIA)	ELA1	X	
ZLIN AIRCRAFT (MORAVAN AVIATION)	Z 326 M	Metal	Zlin Z-26 Series (Walter Minor/AVIA)	ELA1	X	
ZLIN AIRCRAFT (MORAVAN AVIATION)	Z 526	Metal + Metal tubing & fabric	Zlin Z-26 Series (Walter Minor/AVIA)	ELA1	X	
ZLIN AIRCRAFT (MORAVAN AVIATION)	Z 526 A	Metal + Metal tubing & fabric	Zlin Z-26 Series (Walter Minor/AVIA)	ELA1	X	
ZLIN AIRCRAFT (MORAVAN AVIATION)	Z 526 AFS	Metal + Metal tubing & fabric	Zlin Z-26 Series (Walter Minor/AVIA)	ELA1	X	
ZLIN AIRCRAFT (MORAVAN AVIATION)	Z 526 AFS-V	Metal + Metal tubing & fabric	Zlin Z-26 Series (Walter Minor/AVIA)	ELA1	X	
ZLIN AIRCRAFT (MORAVAN AVIATION)	Z 526 F	Metal + Metal tubing & fabric	Zlin Z-26 Series (Walter Minor/AVIA)	ELA1	X	
ZLIN AIRCRAFT (MORAVAN AVIATION)	Z 526 M	Metal + Metal tubing & fabric	Zlin Z-26 Series (Walter Minor/AVIA)	ELA1	X	
ZLIN AIRCRAFT (MORAVAN AVIATION)	Z 726	Metal + Metal tubing & fabric	Zlin Z-26 Series (Walter Minor/AVIA)	ELA1	X	

GROUP 3: PISTON-ENGINE AEROPLANES (other than those in Group 1)						
TC Holder	Model	Type of structure	Part-66 type rating endorsement	Note	MTOM	
					≤2T	>2T
ZLIN AIRCRAFT (MORAVAN AVIATION)	Z 726 K	Metal + Metal tubing & fabric	Zlin Z-26 Series (Walter Minor/AVIA)	ELA1	X	
ZLIN AIRCRAFT (MORAVAN AVIATION)	Z 142	Metal	Zlin Z-42 Series (LOM)	ELA1	X	
ZLIN AIRCRAFT (MORAVAN AVIATION)	Z 142 C	Metal	Zlin Z-42 Series (LOM)	ELA1	X	
ZLIN AIRCRAFT (MORAVAN AVIATION)	Z 42 M	Metal	Zlin Z-42 Series (LOM)	ELA1	X	
ZLIN AIRCRAFT (MORAVAN AVIATION)	Z 42 MU	Metal	Zlin Z-42 Series (LOM)	ELA1	X	
ZLIN AIRCRAFT (MORAVAN AVIATION)	Z 43	Metal	Zlin Z-43 Series (LOM)	ELA1	X	
ZLIN AIRCRAFT (MORAVAN AVIATION)	Z 50 M	Metal	Zlin Z-50 Series (LOM)	ELA1	X	
ZLIN AIRCRAFT (MORAVAN AVIATION)	Z 50 L	Metal	Zlin Z-50L Series (Lycoming)	ELA1	X	
ZLIN AIRCRAFT (MORAVAN AVIATION)	Z 50 LA	Metal	Zlin Z-50L Series (Lycoming)	ELA1	X	
ZLIN AIRCRAFT (MORAVAN AVIATION)	Z 50 LS	Metal	Zlin Z-50L Series (Lycoming)	ELA1	X	
ZLIN AIRCRAFT (MORAVAN AVIATION)	Z 50 LX	Metal	Zlin Z-50L Series (Lycoming)	ELA1	X	
ZLIN AIRCRAFT (MORAVAN AVIATION)	Z 526 L	Metal	Zlin Z-526 L (Lycoming)	ELA1	X	

STCs in GROUP 3 AEROPLANES
ED Decision 2019/024/R

GROUP 3: PISTON-ENGINE AEROPLANES (other than those in Group 1) (STC)						
STC holder	Model	Type of structure	Part-66 type rating endorsement	Note	MTOM	
					≤2T	>2T
BARBARA AND ROBERT WILLIAMS (STC)	150	Metal	Cessna 150 Series (Lycoming)	ELA1. STC No 10015952	X	
BARBARA AND ROBERT WILLIAMS (STC)	150A	Metal	Cessna 150 Series (Lycoming)	ELA1. STC No 10015952	X	
BARBARA AND ROBERT WILLIAMS (STC)	150B	Metal	Cessna 150 Series (Lycoming)	ELA1. STC No 10015952	X	
BARBARA AND ROBERT WILLIAMS (STC)	150C	Metal	Cessna 150 Series (Lycoming)	ELA1. STC No 10015952	X	
BARBARA AND ROBERT WILLIAMS (STC)	150D	Metal	Cessna 150 Series (Lycoming)	ELA1. STC No 10015952	X	
BARBARA AND ROBERT WILLIAMS (STC)	150E	Metal	Cessna 150 Series (Lycoming)	ELA1. STC No 10015952	X	
BARBARA AND ROBERT WILLIAMS (STC)	150F	Metal	Cessna 150 Series (Lycoming)	ELA1. STC No 10015952	X	
BARBARA AND ROBERT WILLIAMS (STC)	150G	Metal	Cessna 150 Series (Lycoming)	ELA1. STC No 10015952	X	
BARBARA AND ROBERT WILLIAMS (STC)	150H	Metal	Cessna 150 Series (Lycoming)	ELA1. STC No 10015952	X	
BARBARA AND ROBERT WILLIAMS (STC)	150J	Metal	Cessna 150 Series (Lycoming)	ELA1. STC No 10015952	X	
BARBARA AND ROBERT WILLIAMS (STC)	150K	Metal	Cessna 150 Series (Lycoming)	ELA1. STC No 10015952	X	
BARBARA AND ROBERT WILLIAMS (STC)	150L	Metal	Cessna 150 Series (Lycoming)	ELA1. STC No 10015952	X	
BARBARA AND ROBERT WILLIAMS (STC)	150M	Metal	Cessna 150 Series (Lycoming)	ELA1. STC No 10015952	X	
BARBARA AND ROBERT WILLIAMS (STC)	A150K	Metal	Cessna 150 Series (Lycoming)	ELA1. STC No 10015952	X	
BARBARA AND ROBERT WILLIAMS (STC)	A150L	Metal	Cessna 150 Series (Lycoming)	ELA1. STC No 10015952	X	

GROUP 3: PISTON-ENGINE AEROPLANES (other than those in Group 1) (STC)						
STC holder	Model	Type of structure	Part-66 type rating endorsement	Note	MTOM	
					≤2T	>2T
CEAPR (STC)	DR 400/120 D	Wood	Robin DR 400 (Thielert)	ELA1. STC No 10014219	X	
CEAPR (STC)	DR 400/140 B	Wood	Robin DR 400 (Thielert)	ELA1. STC No 10014219	X	
CEAPR (STC)	DR 400/180 R	Wood	Robin DR 400 (Thielert)	ELA1. STC No 10014219	X	
CEAPR (STC)	DR 400/200 R	Wood	Robin DR 400 (Thielert)	ELA1. STC No 10014219	X	
CEAPR (STC)	DR 400/RP	Wood	Robin DR 400 (Thielert)	ELA1. STC No 10014219	X	
HOFFMANN GmbH & Co. KG (STC)	150	Metal	Cessna 150/A150/F150/FA150 (Rotax)	ELA1. STC	X	
HOFFMANN GmbH & Co. KG (STC)	A150	Metal	Cessna 150/A150/F150/FA150 (Rotax)	ELA1. STC	X	
HOFFMANN GmbH & Co. KG (STC)	F150	Metal	Cessna 150/A150/F150/FA150 (Rotax)	ELA1. STC	X	
HOFFMANN GmbH & Co. KG (STC)	FA150	Metal	Cessna 150/A150/F150/FA150 (Rotax)	ELA1. STC	X	
LTB SAMMET GmbH (STC)	150D	Metal	Cessna 150 (Rotax)	ELA1. STC No 10015134	X	
LTB SAMMET GmbH (STC)	150E	Metal	Cessna 150 (Rotax)	ELA1. STC No 10015134	X	
LTB SAMMET GmbH (STC)	150F	Metal	Cessna 150 (Rotax)	ELA1. STC No 10015134	X	
LTB SAMMET GmbH (STC)	150G	Metal	Cessna 150 (Rotax)	ELA1. STC No 10015134	X	
LTB SAMMET GmbH (STC)	150H	Metal	Cessna 150 (Rotax)	ELA1. STC No 10015134	X	
LTB SAMMET GmbH (STC)	150J	Metal	Cessna 150 (Rotax)	ELA1. STC No 10015134	X	
LTB SAMMET GmbH (STC)	150K	Metal	Cessna 150 (Rotax)	ELA1. STC No 10015134	X	
LTB SAMMET GmbH (STC)	150L	Metal	Cessna 150 (Rotax)	ELA1. STC No 10015134	X	

GROUP 3: PISTON-ENGINE AEROPLANES (other than those in Group 1) (STC)						
STC holder	Model	Type of structure	Part-66 type rating endorsement	Note	MTOM	
					≤2T	>2T
LTB SAMMET GmbH (STC)	150M	<i>Metal</i>	Cessna 150 (Rotax)	ELA1. STC No 10015134	X	
LTB SAMMET GmbH (STC)	A150L	<i>Metal</i>	Cessna 150 (Rotax)	ELA1. STC No 10015134	X	
LTB SAMMET GmbH (STC)	F150G	<i>Metal</i>	Cessna 150 (Rotax)	ELA1. STC No 10015134	X	
LTB SAMMET GmbH (STC)	F150H	<i>Metal</i>	Cessna 150 (Rotax)	ELA1. STC No 10015134	X	
LTB SAMMET GmbH (STC)	F150J	<i>Metal</i>	Cessna 150 (Rotax)	ELA1. STC No 10015134	X	
LTB SAMMET GmbH (STC)	F150K	<i>Metal</i>	Cessna 150 (Rotax)	ELA1. STC No 10015134	X	
LTB SAMMET GmbH (STC)	F150L	<i>Metal</i>	Cessna 150 (Rotax)	ELA1. STC No 10015134	X	
LTB SAMMET GmbH (STC)	F150M	<i>Metal</i>	Cessna 150 (Rotax)	ELA1. STC No 10015134	X	
LTB SAMMET GmbH (STC)	FA150K	<i>Metal</i>	Cessna 150 (Rotax)	ELA1. STC No 10015134	X	
PORSCHE AG (STC)	182Q	<i>Metal</i>	Cessna 182Q/F182Q (Porsche)	ELA2. STC	X	
PORSCHE AG (STC)	F182Q	<i>Metal</i>	Cessna 182Q/F182Q (Porsche)	ELA2. STC	X	
SAFRAN ENGINES SAS (STC)	182M	<i>Metal</i>	Cessna 182/F182 Series (SMA)	ELA2. STC No 10013975		
SAFRAN ENGINES SAS (STC)	182N	<i>Metal</i>	Cessna 182/F182 Series (SMA)	ELA2. STC No 10013975		
SAFRAN ENGINES SAS (STC)	182P	<i>Metal</i>	Cessna 182/F182 Series (SMA)	ELA2. STC No 10013975		
SAFRAN ENGINES SAS (STC)	182Q	<i>Metal</i>	Cessna 182/F182 Series (SMA)	ELA2. STC No 10013975		
SAFRAN ENGINES SAS (STC)	182R	<i>Metal</i>	Cessna 182/F182 Series (SMA)	ELA2. STC No 10013975		
SAFRAN ENGINES SAS (STC)	F182P	<i>Metal</i>	Cessna 182/F182 Series (SMA)	ELA2. STC No 10013975		

GROUP 3: PISTON-ENGINE AEROPLANES (other than those in Group 1) (STC)							
STC holder	Model	Type of structure	Part-66 type rating endorsement	Note	MTOM		
					≤2T	>2T	
SAFRAN ENGINES SAS (STC)	F182Q	<i>Metal</i>	Cessna 182/F182 Series (SMA)	ELA2. STC No 10013975			
SMA ENGINES INC. (STC)	182Q	<i>Metal</i>	Cessna 182/F182 Series (SMA)	ELA2. STC No 10016495	X		
SMA ENGINES INC. (STC)	182R	<i>Metal</i>	Cessna 182/F182 Series (SMA)	ELA2. STC No 10016495	X		
SPERL TECHNIK & ENTWICKLUNGEN (STC)	150	<i>Metal</i>	Cessna 150/A150/F150/FA150 (Rotax)	ELA1. STC	X		
SPERL TECHNIK & ENTWICKLUNGEN (STC)	A150	<i>Metal</i>	Cessna 150/A150/F150/FA150 (Rotax)	ELA1. STC	X		
SPERL TECHNIK & ENTWICKLUNGEN (STC)	F150	<i>Metal</i>	Cessna 150/A150/F150/FA150 (Rotax)	ELA1. STC	X		
SPERL TECHNIK & ENTWICKLUNGEN (STC)	FA150	<i>Metal</i>	Cessna 150/A150/F150/FA150 (Rotax)	ELA1. STC	X		
TECHNIFY MOTORS GmbH (STC)	172F	<i>Metal</i>	Cessna 172/F172 (Technify)	ELA1. STC No 10014287	X		
TECHNIFY MOTORS GmbH (STC)	172G	<i>Metal</i>	Cessna 172/F172 (Technify)	ELA1. STC No 10014287	X		
TECHNIFY MOTORS GmbH (STC)	172H	<i>Metal</i>	Cessna 172/F172 (Technify)	ELA1. STC No 10014287	X		
TECHNIFY MOTORS GmbH (STC)	172I	<i>Metal</i>	Cessna 172/F172 (Technify)	ELA1. STC No 10014287	X		
TECHNIFY MOTORS GmbH (STC)	172K	<i>Metal</i>	Cessna 172/F172 (Technify)	ELA1. STC No 10014287	X		
TECHNIFY MOTORS GmbH (STC)	172L	<i>Metal</i>	Cessna 172/F172 (Technify)	ELA1. STC No 10014287	X		
TECHNIFY MOTORS GmbH (STC)	172M	<i>Metal</i>	Cessna 172/F172 (Technify)	ELA1. STC No 10014287	X		
TECHNIFY MOTORS GmbH (STC)	172N	<i>Metal</i>	Cessna 172/F172 (Technify)	ELA1. STC No 10014287	X		
TECHNIFY MOTORS GmbH (STC)	172P	<i>Metal</i>	Cessna 172/F172 (Technify)	ELA1. STC No 10014287	X		

GROUP 3: PISTON-ENGINE AEROPLANES (other than those in Group 1) (STC)						
STC holder	Model	Type of structure	Part-66 type rating endorsement	Note	MTOM	
					≤2T	>2T
TECHNIFY MOTORS GmbH (STC)	172R	Metal	Cessna 172/F172 (Technify)	ELA1. STC No 10014287	X	
TECHNIFY MOTORS GmbH (STC)	172S	Metal	Cessna 172/F172 (Technify)	ELA1. STC No 10014287	X	
TECHNIFY MOTORS GmbH (STC)	F172F	Metal	Cessna 172/F172 (Technify)	ELA1. STC No 10014287	X	
TECHNIFY MOTORS GmbH (STC)	F172G	Metal	Cessna 172/F172 (Technify)	ELA1. STC No 10014287	X	
TECHNIFY MOTORS GmbH (STC)	F172H	Metal	Cessna 172/F172 (Technify)	ELA1. STC No 10014287	X	
TECHNIFY MOTORS GmbH (STC)	F172K	Metal	Cessna 172/F172 (Technify)	ELA1. STC No 10014287	X	
TECHNIFY MOTORS GmbH (STC)	F172L	Metal	Cessna 172/F172 (Technify)	ELA1. STC No 10014287	X	
TECHNIFY MOTORS GmbH (STC)	F172M	Metal	Cessna 172/F172 (Technify)	ELA1. STC No 10014287	X	
TECHNIFY MOTORS GmbH (STC)	F172N	Metal	Cessna 172/F172 (Technify)	ELA1. STC No 10014287	X	
TECHNIFY MOTORS GmbH (STC)	F172P	Metal	Cessna 172/F172 (Technify)	ELA1. STC No 10014287	X	
TECHNIFY MOTORS GmbH (STC)	T206H	Metal	Cessna 206 (Technify)	ELA2. STC No 10014500	X	
TECHNIFY MOTORS GmbH (STC)	TU206F	Metal	Cessna 206 (Technify)	ELA2. STC No 10014500	X	
TECHNIFY MOTORS GmbH (STC)	TU206G	Metal	Cessna 206 (Technify)	ELA2. STC No 10014500	X	
TECHNIFY MOTORS GmbH (STC)	U206F	Metal	Cessna 206 (Technify)	ELA2. STC No 10014500	X	
TECHNIFY MOTORS GmbH (STC)	U206G	Metal	Cessna 206 (Technify)	ELA2. STC No 10014500	X	
TECHNIFY MOTORS GmbH (STC)	U206H	Metal	Cessna 206 (Technify)	ELA2. STC No 10014500	X	

GROUP 3: PISTON-ENGINE AEROPLANES (other than those in Group 1) (STC)						
STC holder	Model	Type of structure	Part-66 type rating endorsement	Note	MTOM	
					≤2T	>2T
TECHNIFY MOTORS GmbH (STC)	SR22	Composite	Cirrus SR22 (Technify)	ELA2. STC	X	
TECHNIFY MOTORS GmbH (STC)	PA-28-140	Metal	Piper PA-28-140/150/151/160/161/180/181 (Technify)	ELA1. STC No 10014364	X	
TECHNIFY MOTORS GmbH (STC)	PA-28-150	Metal	Piper PA-28-140/150/151/160/161/180/181 (Technify)	ELA1. STC No 10014364	X	
TECHNIFY MOTORS GmbH (STC)	PA-28-151	Metal	Piper PA-28-140/150/151/160/161/180/181 (Technify)	ELA1. STC No 10014364	X	
TECHNIFY MOTORS GmbH (STC)	PA-28-160	Metal	Piper PA-28-140/150/151/160/161/180/181 (Technify)	ELA1. STC No 10014364	X	
TECHNIFY MOTORS GmbH (STC)	PA-28-161	Metal	Piper PA-28-140/150/151/160/161/180/181 (Technify)	ELA1. STC No 10014364	X	
TECHNIFY MOTORS GmbH (STC)	PA-28-180	Metal	Piper PA-28-140/150/151/160/161/180/181 (Technify)	ELA1. STC No 10014364	X	
TECHNIFY MOTORS GmbH (STC)	PA-28-181	Metal	Piper PA-28-140/150/151/160/161/180/181 (Technify)	ELA1. STC No 10014364	X	

GROUP 4 SAILPLANES

ED Decision 2023/019/R

GROUP 4 SAILPLANES			
TC Holder	Model	Type of structure	Note
AEROCLUBUL ROMANIEI	IS-28B2	metal	
AEROCLUBUL ROMANIEI	IS-29D	metal	
AEROCLUBUL ROMANIEI	IS-29D2	metal	
AEROCLUBUL ROMANIEI	IS-30	metal	
AEROCLUBUL ROMANIEI	IS-32A	metal	
AIRBUS DEFENCE AND SPACE GmbH	FS 24 "Phoenix T"	composite	
AIRBUS DEFENCE AND SPACE GmbH	FS 24 "Phoenix T0"	composite	
AIRBUS DEFENCE AND SPACE GmbH	FS 24 "Phoenix"	composite	
AIRBUS DEFENCE AND SPACE GmbH	Phoebus A0	composite	
AIRBUS DEFENCE AND SPACE GmbH	Phoebus A1	composite	
AIRBUS DEFENCE AND SPACE GmbH	Phoebus B1	composite	
AIRBUS DEFENCE AND SPACE GmbH	Phoebus C	composite	
ALEXANDER SCHLEICHER	AS 12	composite	
ALEXANDER SCHLEICHER	ASG 32	composite	The model has also powered variants.
ALEXANDER SCHLEICHER	ASG 32 MI	composite	
ALEXANDER SCHLEICHER	ASH 25	composite	
ALEXANDER SCHLEICHER	ASH 26	composite	
ALEXANDER SCHLEICHER	AS-K 13	metal-tube, wood	
ALEXANDER SCHLEICHER	ASK 18	metal-tube, wood	
ALEXANDER SCHLEICHER	ASK 18 B	metal-tube, wood	
ALEXANDER SCHLEICHER	ASK 21	composite	
ALEXANDER SCHLEICHER	ASK 21 B	composite	
ALEXANDER SCHLEICHER	ASK 23	composite	
ALEXANDER SCHLEICHER	ASK 23 B	composite	
ALEXANDER SCHLEICHER	ASW 12	composite	
ALEXANDER SCHLEICHER	ASW 12 BV	composite	
ALEXANDER SCHLEICHER	ASW 15	composite	
ALEXANDER SCHLEICHER	ASW 15 B	composite	
ALEXANDER SCHLEICHER	ASW 17	composite	
ALEXANDER SCHLEICHER	ASW 19	composite	
ALEXANDER SCHLEICHER	ASW 19 B	composite	
ALEXANDER SCHLEICHER	ASW 20	composite	
ALEXANDER SCHLEICHER	ASW 20 B	composite	
ALEXANDER SCHLEICHER	ASW 20 BL	composite	
ALEXANDER SCHLEICHER	ASW 20 C	composite	
ALEXANDER SCHLEICHER	ASW 20 CL	composite	
ALEXANDER SCHLEICHER	ASW 20 L	composite	
ALEXANDER SCHLEICHER	ASW 22	composite	
ALEXANDER SCHLEICHER	ASW 22 B	composite	
ALEXANDER SCHLEICHER	ASW 22 BE	composite	
ALEXANDER SCHLEICHER	ASW 22 BL	composite	

GROUP 4 SAILPLANES			
TC Holder	Model	Type of structure	Note
ALEXANDER SCHLEICHER	ASW 24	composite	
ALEXANDER SCHLEICHER	ASW 24 B	composite	
ALEXANDER SCHLEICHER	ASW 27	composite	
ALEXANDER SCHLEICHER	ASW 27-18	composite	
ALEXANDER SCHLEICHER	ASW 28	composite	
ALEXANDER SCHLEICHER	ASW 28-18	composite	
ALEXANDER SCHLEICHER	K 10 A	wood	
ALEXANDER SCHLEICHER	K 7	metal-tube, wood	
ALEXANDER SCHLEICHER	K 8	metal-tube, wood	
ALEXANDER SCHLEICHER	K 8 B	metal-tube, wood	
ALEXANDER SCHLEICHER	K 8 C	metal-tube, wood	
ALEXANDER SCHLEICHER	Ka 6 BR	wood	
ALEXANDER SCHLEICHER	Ka 6 BR-Pe	wood	
ALEXANDER SCHLEICHER	Ka 6 C	wood	
ALEXANDER SCHLEICHER	Ka 6 CR	wood	
ALEXANDER SCHLEICHER	Ka 6 CR-PE	wood	
ALEXANDER SCHLEICHER	Ka 6 E	wood	
ALEXANDER SCHLEICHER	Ka 6/0	wood	
ALLSTAR PZL GLIDER SP. Z.O.O.	SZD-48-3 Jantar Standard 3	composite	
ALLSTAR PZL GLIDER SP. Z.O.O.	SZD-50-3 "Puchacz"	composite	
ALLSTAR PZL GLIDER SP. Z.O.O.	SZD-51-1 "Junior"	composite	
ALLSTAR PZL GLIDER SP. Z.O.O.	SZD-55-1	composite	
ALLSTAR PZL GLIDER SP. Z.O.O.	SZD-59 "Acro"	composite	
AVIACOM.PL SP. ZO.O.	B1-PW-5	composite	
AVIACOM.PL SP. ZO.O.	B1-PW-5D	composite	
AVIONIC SPOLKA JAWNA	SZD-56-1 "Diana"	composite	
AVIONIC SPOLKA JAWNA	SZD-56-2 "Diana 2"	composite	
BARRY AVIATION, LLC	KR-03A	metal	
BLANIK AIRCRAFT CZ s.r.o.	L - 33 SÓLO	metal	
BLANIK AIRCRAFT CZ s.r.o.	L 13 A Blanik	metal	
BLANIK AIRCRAFT CZ s.r.o.	L 23 SUPER-BLANÍK	metal	
BLANIK AIRCRAFT CZ s.r.o.	L-13 "BLANÍK"	metal	
BLANIK AIRCRAFT CZ s.r.o.	L-13 AC BLANÍK	metal	
DG AVIATION GmbH	DG-100	composite	
DG AVIATION GmbH	DG-100 ELAN	composite	
DG AVIATION GmbH	DG-100 G	composite	
DG AVIATION GmbH	DG-100 G ELAN	composite	
DG AVIATION GmbH	DG-1000S	composite	
DG AVIATION GmbH	DG-200	composite	
DG AVIATION GmbH	DG-200/17	composite	
DG AVIATION GmbH	DG-200/17 C	composite	
DG AVIATION GmbH	DG-300	composite	
DG AVIATION GmbH	DG-300 CLUB ELAN	composite	

GROUP 4 SAILPLANES			
TC Holder	Model	Type of structure	Note
DG AVIATION GmbH	DG-300 CLUB ELAN ACRO	composite	
DG AVIATION GmbH	DG-300 ELAN	composite	
DG AVIATION GmbH	DG-300 ELAN ACRO	composite	
DG AVIATION GmbH	DG-500 ELAN ORION	composite	
DG AVIATION GmbH	DG-500 ELAN TRAINER	composite	
DG AVIATION GmbH	DG-500/20 ELAN	composite	
DG AVIATION GmbH	DG-500/22 ELAN	composite	
DG AVIATION GmbH	DG-600	composite	
DG AVIATION GmbH	DG-600/18	composite	
DG AVIATION GmbH	DG-800 S	composite	
DG AVIATION GmbH	DG-808 S	composite	
DG AVIATION GmbH	LS 1-0	composite	
DG AVIATION GmbH	LS 10-a	composite	
DG AVIATION GmbH	LS 1-a	composite	
DG AVIATION GmbH	LS 1-b	composite	
DG AVIATION GmbH	LS 1-c	composite	
DG AVIATION GmbH	LS 1-d	composite	
DG AVIATION GmbH	LS 1-e	composite	
DG AVIATION GmbH	LS 1-f	composite	
DG AVIATION GmbH	LS 1-f (45)	composite	
DG AVIATION GmbH	LS 3	composite	
DG AVIATION GmbH	LS 3-17	composite	
DG AVIATION GmbH	LS 3-a	composite	
DG AVIATION GmbH	LS 4	composite	
DG AVIATION GmbH	LS 4-a	composite	
DG AVIATION GmbH	LS 4-b	composite	
DG AVIATION GmbH	LS 6	composite	
DG AVIATION GmbH	LS 6-18w	composite	
DG AVIATION GmbH	LS 6-a	composite	
DG AVIATION GmbH	LS 6-b	composite	
DG AVIATION GmbH	LS 6-c	composite	
DG AVIATION GmbH	LS 6-c18	composite	
DG AVIATION GmbH	LS 7	composite	
DG AVIATION GmbH	LS 7-WL	composite	
DG AVIATION GmbH	LS10-s	composite	
DG AVIATION GmbH	LS8	composite	
DG AVIATION GmbH	LS8-18	composite	
DG AVIATION GmbH	LS8-a	composite	
DG AVIATION GmbH	LS8-b	composite	
DG AVIATION GmbH	LS8-s	composite	
DG AVIATION GmbH	LS8-sb	composite	
ECOFly GmbH	FK 3	metal	
EICHELSDOERFER GMBH	mistral-c	composite	
EICHELSDOERFER GMBH	SB 5 B	wood	

GROUP 4 SAILPLANES			
TC Holder	Model	Type of structure	Note
EICHELSDOERFER GMBH	SB 5 E	wood	
FIBERGLAS TECHNIK R. LINDNER	ASTIR CS	composite	
FIBERGLAS TECHNIK R. LINDNER	ASTIR CS 77	composite	
FIBERGLAS TECHNIK R. LINDNER	ASTIR CS Jeans	composite	
FIBERGLAS TECHNIK R. LINDNER	CLUB ASTIR II	composite	
FIBERGLAS TECHNIK R. LINDNER	GROB G 103 "TWIN II"	composite	
FIBERGLAS TECHNIK R. LINDNER	GROB G 103 A "TWIN II ACRO"	composite	
FIBERGLAS TECHNIK R. LINDNER	GROB G 103 C "TWIN III ACRO"	composite	
FIBERGLAS TECHNIK R. LINDNER	GROB G 103 C "TWIN III"	composite	
FIBERGLAS TECHNIK R. LINDNER	GROB G102 "CLUB ASTIR III b"	composite	
FIBERGLAS TECHNIK R. LINDNER	GROB G102 "CLUB ASTIR III"	composite	
FIBERGLAS TECHNIK R. LINDNER	GROB G102 "STANDARD ASTIR III"	composite	
FIBERGLAS TECHNIK R. LINDNER	SPEED ASTIR II	composite	
FIBERGLAS TECHNIK R. LINDNER	SPEED ASTIR II B	composite	
FIBERGLAS TECHNIK R. LINDNER	STANDARD ASTIR II	composite	
FIBERGLAS TECHNIK R. LINDNER	TWIN ASTIR	composite	
FIBERGLAS TECHNIK R. LINDNER	TWIN ASTIR TRAINER	composite	
GLASFASER-FLUGZEUG-SERVICE	BS 1	composite	
GLASFASER-FLUGZEUG-SERVICE	Club Libelle 205	composite	
GLASFASER-FLUGZEUG-SERVICE	Glasflügel 304	composite	
GLASFASER-FLUGZEUG-SERVICE	Glasflügel 604	composite	
GLASFASER-FLUGZEUG-SERVICE	H 301 "Libelle"	composite	
GLASFASER-FLUGZEUG-SERVICE	H 301 B	composite	
GLASFASER-FLUGZEUG-SERVICE	H 301 serial No. 1	composite	
GLASFASER-FLUGZEUG-SERVICE	Hornet	composite	
GLASFASER-FLUGZEUG-SERVICE	Hornet C	composite	
GLASFASER-FLUGZEUG-SERVICE	Kestrel	composite	
GLASFASER-FLUGZEUG-SERVICE	Mosquito	composite	
GLASFASER-FLUGZEUG-SERVICE	Mosquito B	composite	
GLASFASER-FLUGZEUG-SERVICE	Standard Libelle	composite	
GLASFASER-FLUGZEUG-SERVICE	Standard Libelle 201 B	composite	
GLASFASER-FLUGZEUG-SERVICE	Standard Libelle 203	composite	
HPH SPOL SRO	Glasflügel 304 C	composite	
HPH SPOL SRO	Glasflügel 304 CZ	composite	
HPH SPOL SRO	Glasflügel 304 CZ-17	composite	
HPH SPOL SRO	Glasflügel 304 S	composite	
M & D FLUGZEUGBAU GMBH	JS-MD 1C	composite	The model has also powered variants.
M&D Flugzeugbau GmbH & Co. KG	JS-MD 3	Composite	The model has also powered variants.

GROUP 4 SAILPLANES			
TC Holder	Model	Type of structure	Note
M&D Flugzeugbau GmbH & Co. KG	JS-MD 3 RES	Composite	
PILATUS AIRCRAFT LTD.	B4-PC11	metal	
PILATUS AIRCRAFT LTD.	B4-PC11A	metal	
PILATUS AIRCRAFT LTD.	B4-PC11AF	metal	
SCHEIBE AIRCRAFT GMBH	Bergfalke II	metal-tube, wood	
SCHEIBE AIRCRAFT GMBH	Bergfalke II-55	metal-tube, wood	
SCHEIBE AIRCRAFT GMBH	Bergfalke III	metal-tube, wood	
SCHEIBE AIRCRAFT GMBH	Bergfalke IV	metal-tube, wood	
SCHEIBE AIRCRAFT GMBH	L-Spatz	metal-tube, wood	
SCHEIBE AIRCRAFT GMBH	L-Spatz 55	metal-tube, wood	
SCHEIBE AIRCRAFT GMBH	L-Spatz III	metal-tube, wood	
SCHEIBE AIRCRAFT GMBH	Mü 13 E "Bergfalke"	metal-tube, wood	
SCHEIBE AIRCRAFT GMBH	SF 26 A "Standard"	metal-tube, wood	
SCHEIBE AIRCRAFT GMBH	SF 27 A	metal-tube, wood	
SCHEIBE AIRCRAFT GMBH	SF 27 B	metal-tube, wood	
SCHEIBE AIRCRAFT GMBH	SF 30 A "Club-Spatz"	metal-tube, wood	
SCHEIBE AIRCRAFT GMBH	SF 34	composite	
SCHEIBE AIRCRAFT GMBH	SF 34 B	composite	
SCHEIBE AIRCRAFT GMBH	Spatz 55	composite	
SCHEIBE AIRCRAFT GMBH	Spatz A	metal-tube, wood	
SCHEIBE AIRCRAFT GMBH	Spatz B	metal-tube, wood	
SCHEIBE AIRCRAFT GMBH	Specht	metal-tube, wood	
SCHEIBE AIRCRAFT GMBH	Sperber	metal-tube, wood	
SCHEIBE AIRCRAFT GMBH	Zugvogel I	metal-tube, wood	
SCHEIBE AIRCRAFT GMBH	Zugvogel II	metal-tube, wood	
SCHEIBE AIRCRAFT GMBH	Zugvogel III	metal-tube, wood	
SCHEIBE AIRCRAFT GMBH	Zugvogel III A	metal-tube, wood	
SCHEIBE AIRCRAFT GMBH	Zugvogel III B	metal-tube, wood	
SCHEIBE AIRCRAFT GMBH	Zugvogel IV	metal-tube, wood	
SCHEIBE AIRCRAFT GMBH	Zugvogel IV A	metal-tube, wood	
SCHEMPP HIRTH FLUGZEUGBAU	Arcus	composite	
SCHEMPP HIRTH FLUGZEUGBAU	Cirrus	composite	
SCHEMPP HIRTH FLUGZEUGBAU	Cirrus-VTC	composite	
SCHEMPP HIRTH FLUGZEUGBAU	Discus a	composite	
SCHEMPP HIRTH FLUGZEUGBAU	Discus b	composite	
SCHEMPP HIRTH FLUGZEUGBAU	Discus CS	composite	
SCHEMPP HIRTH FLUGZEUGBAU	Discus-2a	composite	
SCHEMPP HIRTH FLUGZEUGBAU	Discus-2b	composite	
SCHEMPP HIRTH FLUGZEUGBAU	Discus-2c	composite	
SCHEMPP HIRTH FLUGZEUGBAU	Duo Discus	composite	
SCHEMPP HIRTH FLUGZEUGBAU	Duo Discus C	composite	
SCHEMPP HIRTH FLUGZEUGBAU	Janus	composite	
SCHEMPP HIRTH FLUGZEUGBAU	Janus B	composite	
SCHEMPP HIRTH FLUGZEUGBAU	Janus C	composite	

GROUP 4 SAILPLANES			
TC Holder	Model	Type of structure	Note
SCHEMPP HIRTH FLUGZEUGBAU	Janus Ce	composite	
SCHEMPP HIRTH FLUGZEUGBAU	Mini Nimbus B	composite	
SCHEMPP HIRTH FLUGZEUGBAU	Mini Nimbus C	composite	
SCHEMPP HIRTH FLUGZEUGBAU	Mini Nimbus HS 7	composite	
SCHEMPP HIRTH FLUGZEUGBAU	Nimbus-2	composite	
SCHEMPP HIRTH FLUGZEUGBAU	Nimbus-2B	composite	
SCHEMPP HIRTH FLUGZEUGBAU	Nimbus-2C	composite	
SCHEMPP HIRTH FLUGZEUGBAU	Nimbus-3	composite	
SCHEMPP HIRTH FLUGZEUGBAU	Nimbus-3/24,5	composite	
SCHEMPP HIRTH FLUGZEUGBAU	Nimbus-3D	composite	
SCHEMPP HIRTH FLUGZEUGBAU	Nimbus-4	composite	
SCHEMPP HIRTH FLUGZEUGBAU	Nimbus-4D	composite	
SCHEMPP HIRTH FLUGZEUGBAU	S	wood	
SCHEMPP HIRTH FLUGZEUGBAU	SH	wood	
SCHEMPP HIRTH FLUGZEUGBAU	SH 1	wood	
SCHEMPP HIRTH FLUGZEUGBAU	SHK 1	wood	
SCHEMPP HIRTH FLUGZEUGBAU	Standard Cirrus	composite	
SCHEMPP HIRTH FLUGZEUGBAU	Standard Cirrus B	composite	
SCHEMPP HIRTH FLUGZEUGBAU	Standard Cirrus CS 11-75L	composite	
SCHEMPP HIRTH FLUGZEUGBAU	Standard Cirrus G	composite	
SCHEMPP HIRTH FLUGZEUGBAU	Ventus a	composite	
SCHEMPP HIRTH FLUGZEUGBAU	Ventus a/16.6	composite	
SCHEMPP HIRTH FLUGZEUGBAU	Ventus b	composite	
SCHEMPP HIRTH FLUGZEUGBAU	Ventus b/16.6	composite	
SCHEMPP HIRTH FLUGZEUGBAU	Ventus c	composite	
SCHEMPP HIRTH FLUGZEUGBAU	Ventus-2a	composite	
SCHEMPP HIRTH FLUGZEUGBAU	Ventus-2b	composite	
SCHEMPP HIRTH FLUGZEUGBAU	Ventus-2c	composite	
SCHEMPP HIRTH VÝROBA LETADEL	VSO 10	composite	
SCHEMPP HIRTH VÝROBA LETADEL	VSO 10 C	composite	
SN CENTRAIR	101	composite	
SN CENTRAIR	101 A	composite	
SN CENTRAIR	101 AP	composite	
SN CENTRAIR	101 B	composite	
SN CENTRAIR	101 BC	composite	
SN CENTRAIR	101 D	composite	
SN CENTRAIR	101 P	composite	
SN CENTRAIR	201 A	composite	
SN CENTRAIR	201 B	composite	
SN CENTRAIR	201 B1	composite	
SN CENTRAIR	ASW 20 F	composite	
SN CENTRAIR	ASW 20 FL	composite	
SN CENTRAIR	SNC 34C	composite	
SPORTINE AVIACIJA IR KO	LAK-12	composite	

GROUP 4 SAILPLANES			
TC Holder	Model	Type of structure	Note
SPORTINE AVIACIJA IR KO	LAK-17A	composite	
SPORTINE AVIACIJA IR KO	LAK-17A mini	composite	
SPORTINE AVIACIJA IR KO	LAK-19	composite	
WITHOUT TC HOLDER - ORPHANED	905 A	wood	
WITHOUT TC HOLDER - ORPHANED	905 S	wood	
WITHOUT TC HOLDER - ORPHANED	905 SA	wood	
WITHOUT TC HOLDER - ORPHANED	Avia Strotel AC-4c	composite	
WITHOUT TC HOLDER - ORPHANED	Carman-Morelli M200	wood	
WITHOUT TC HOLDER - ORPHANED	Diamant 16.5	composite	
WITHOUT TC HOLDER - ORPHANED	Diamant 18	composite	
WITHOUT TC HOLDER - ORPHANED	Elfe S3	metal, wood, composite	
WITHOUT TC HOLDER - ORPHANED	Elfe S4	metal, wood, composite	
WITHOUT TC HOLDER - ORPHANED	Elfe S4A	metal, wood, composite	
WITHOUT TC HOLDER - ORPHANED	Glasflügel 304 B	composite	
WITHOUT TC HOLDER - ORPHANED	H 101 "Salto"	composite	
WITHOUT TC HOLDER - ORPHANED	HBV-Diamant	composite	
WITHOUT TC HOLDER - ORPHANED	JP 15-36 A	composite	
WITHOUT TC HOLDER - ORPHANED	JP 15-36 AR	composite	
WITHOUT TC HOLDER - ORPHANED	Kenilworth Me7	composite	
WITHOUT TC HOLDER - ORPHANED	PIK 20	composite	
WITHOUT TC HOLDER - ORPHANED	PIK 20B	composite	
WITHOUT TC HOLDER - ORPHANED	PIK-20D	composite	
WITHOUT TC HOLDER - ORPHANED	Siren "Edelweiss" C30S	wood	
WITHOUT TC HOLDER - ORPHANED	Slingsby T51 Dart 15	wood	
WITHOUT TC HOLDER - ORPHANED	Slingsby T51 Dart 17	wood	
WITHOUT TC HOLDER - ORPHANED	Slingsby T51 Dart 17R	wood	
WITHOUT TC HOLDER - ORPHANED	Slingsby T53B	composite	
WITHOUT TC HOLDER - ORPHANED	Slingsby T59D	composite	
WITHOUT TC HOLDER - ORPHANED	Standard Cirrus 75 VTC	composite	
WITHOUT TC HOLDER - ORPHANED	Standard Cirrus G/81	composite	
WITHOUT TC HOLDER - ORPHANED	T.65 "Vega"	composite	
WITHOUT TC HOLDER - ORPHANED	WA 26 CM	wood, composite	
WITHOUT TC HOLDER - ORPHANED	WA 26 P	wood, composite	
WITHOUT TC HOLDER - ORPHANED	WA 28	composite	
WITHOUT TC HOLDER - ORPHANED	WA 28 E	composite	
WITHOUT TC HOLDER - ORPHANED	WA 28 EF	composite	
WITHOUT TC HOLDER - ORPHANED	WA 28 F	composite	
ZAKLAD SZYBOWCOWY JEZOW	PW-5 "Smyk"	composite	
ZAKLAD SZYBOWCOWY JEZOW	PW-6U	composite	
ZAKLAD SZYBOWCOWY JEZOW	SZD-22B "Mucha-Standard"	wood	

GROUP 4 SAILPLANES			
TC Holder	Model	Type of structure	Note
ZAKLAD SZYBOWCOWY JEZOW	SZD-22C "Mucha-Standard"	wood	
ZAKLAD SZYBOWCOWY JEZOW	SZD-24 C "Foka"	wood	
ZAKLAD SZYBOWCOWY JEZOW	SZD-24-4A	wood	
ZAKLAD SZYBOWCOWY JEZOW	SZD-25A Lis	metal-tube, wood	
ZAKLAD SZYBOWCOWY JEZOW	SZD-30 "Pirat"	wood	
ZAKLAD SZYBOWCOWY JEZOW	SZD-30C "Pirat"	wood	
ZAKLAD SZYBOWCOWY JEZOW	SZD-32A "Foka 5"	wood	
ZAKLAD SZYBOWCOWY JEZOW	SZD-36A "Cobra 15"	wood, composite	
ZAKLAD SZYBOWCOWY JEZOW	SZD-38A "Jantar 1"	composite	
ZAKLAD SZYBOWCOWY JEZOW	SZD-41A "Jantar Standard"	composite	
ZAKLAD SZYBOWCOWY JEZOW	SZD-42 "Jantar 2"	composite	
ZAKLAD SZYBOWCOWY JEZOW	SZD-42-1 "Jantar 2"	composite	
ZAKLAD SZYBOWCOWY JEZOW	SZD-42-2 "Jantar 2B"	composite	
ZAKLAD SZYBOWCOWY JEZOW	SZD-48 "Jantar Standard 2"	composite	
ZAKLAD SZYBOWCOWY JEZOW	SZD-48-1 "Jantar Standard 2"	composite	
ZAKLAD SZYBOWCOWY JEZOW	SZD-48-1M "Jantar Standard 2M"	composite	
ZAKLAD SZYBOWCOWY JEZOW	SZD-48-3M "Brawo"	composite	
ZAKLAD SZYBOWCOWY JEZOW	SZD-48-3M1 "Brawo"	composite	
ZAKLAD SZYBOWCOWY JEZOW	SZD-48M "Jantar Standard 2M"	composite	
ZAKLAD SZYBOWCOWY JEZOW	SZD-52-3 "Krokus S"	composite	
ZAKLAD SZYBOWCOWY JEZOW	SZD-52-4 "Krokus C"	composite	
ZAKLAD SZYBOWCOWY JEZOW	SZD-9 bis 1 D "Bocian"	wood	
ZAKLAD SZYBOWCOWY JEZOW	SZD-9 bis 1 E "Bocian"	wood	
ZAKLADY LOTNICZE	MDM-1 "Fox"	composite	
ZAKLADY LOTNICZE	MDM-1P "Fox-P"	composite	
ZAKLADY LOTNICZE	Swift S-1	composite	

GROUP 4 POWERED SAILPLANES

ED Decision 2023/019/R

GROUP 4 POWERED SAILPLANES			
TC Holder	Model	Type of structure	Note
AEROCLUBUL ROMANIEI	IS-28M2	metal	
AEROCLUBUL ROMANIEI	IS-28M2/80HP	metal	
AEROCLUBUL ROMANIEI	IS-28M2/G	metal	
AEROCLUBUL ROMANIEI	IS-28M2/GR	metal	
AEROMOT - INDUSTRIA MECANICO	AMT-100	composite	
AEROMOT - INDUSTRIA MECANICO	AMT-200	composite	
AEROMOT - INDUSTRIA MECANICO	AMT-200S	composite	
ALEXANDER SCHLEICHER	AS 33 Es	composite	
ALEXANDER SCHLEICHER	AS 33 Me	composite	(electrical)
ALEXANDER SCHLEICHER	AS 34 Me	composite	(electrical)
ALEXANDER SCHLEICHER	ASG 32 El	composite	
ALEXANDER SCHLEICHER	ASH 25 E	composite	
ALEXANDER SCHLEICHER	ASH 25 M	composite	
ALEXANDER SCHLEICHER	ASH 26 E	composite	
ALEXANDER SCHLEICHER	ASH 26 E	composite	
ALEXANDER SCHLEICHER	ASH 30 Mi	composite	
ALEXANDER SCHLEICHER	ASH 31 Mi	composite	
ALEXANDER SCHLEICHER	ASK 14	metal-tube, wood	
ALEXANDER SCHLEICHER	ASK 16	metal-tube, wood	
ALEXANDER SCHLEICHER	ASK 16 B	metal-tube, wood	
ALEXANDER SCHLEICHER	ASK 21 Mi	composite	
ALEXANDER SCHLEICHER	ASW 22 BLE	composite	
ALEXANDER SCHLEICHER	ASW 22 BLE 50R	composite	
ALEXANDER SCHLEICHER	ASW 22 M	composite	
ALEXANDER SCHLEICHER	ASW 24 E	composite	
ALEXANDER SCHLEICHER	ASW 27-18 E	composite	
ALEXANDER SCHLEICHER	ASW 28-18 E	composite	
AMS-FLIGHT D.O.O.	CARAT A	composite	
BINDER MOTORENBAU GMBH	ASH 25 EB	composite	
BINDER MOTORENBAU GMBH	ASH 25 EB 28	composite	
BINDER MOTORENBAU GMBH	EB 28	composite	
BINDER MOTORENBAU GMBH	EB 28 Edition	composite	
BINDER MOTORENBAU GMBH	EB 29	composite	
BINDER MOTORENBAU GMBH	EB 29D	composite	
BINDER MOTORENBAU GMBH	EB29DR	composite	
BINDER MOTORENBAU GMBH	EB29R	composite	
DG AVIATION GMBH	DG-1000M	composite	
DG AVIATION GMBH	DG-1000T	composite	
DG AVIATION GmbH	DG-1001E	composite	(electrical)
DG AVIATION GMBH	DG-400	composite	
DG AVIATION GMBH	DG-500 M	composite	
DG AVIATION GMBH	DG-500 MB	composite	

GROUP 4 POWERED SAILPLANES			
TC Holder	Model	Type of structure	Note
DG AVIATION GMBH	DG-600/18 M	composite	
DG AVIATION GMBH	DG-600M	composite	
DG AVIATION GMBH	DG-800 A	composite	
DG AVIATION GMBH	DG-800 B	composite	
DG AVIATION GMBH	DG-800 LA	composite	
DG AVIATION GMBH	DG-808 C	composite	
DG AVIATION GMBH	LS10-st	composite	
DG AVIATION GMBH	LS8-e	composite	
DG AVIATION GMBH	LS8-t	composite	
DG AVIATION GMBH	LS9	composite	
DIAMOND AIRCRAFT INDUSTRIES	H 36 "Dimona"	composite	
DIAMOND AIRCRAFT INDUSTRIES	HK 36 "Super Dimona"	composite	
DIAMOND AIRCRAFT INDUSTRIES	HK 36 R "Super Dimona"	composite	
DIAMOND AIRCRAFT INDUSTRIES	HK 36 TC	composite	
DIAMOND AIRCRAFT INDUSTRIES	HK 36 TS	composite	
DIAMOND AIRCRAFT INDUSTRIES	HK 36 TTC	composite	
DIAMOND AIRCRAFT INDUSTRIES	HK 36 TTC-ECO	composite	
DIAMOND AIRCRAFT INDUSTRIES	HK 36-TTS	composite	
E.I.S. HOLDING GmbH	Fournier RF 3	wood	
E.I.S. HOLDING GmbH	Fournier RF 4	wood	
E.I.S. HOLDING GmbH	Fournier RF 4 D	wood	
E.I.S. HOLDING GmbH	Fournier RF 5	wood	
E.I.S. HOLDING GmbH	Fournier RF 5 B "Sperber"	wood	
E.I.S. HOLDING GmbH	SFS 31 "Milan"	wood	
EICHELSDOERFER GMBH	KIWI	composite	
EVEKTOR, SPOL. S R.O.	L 13 SDL Vivat	metal	
EVEKTOR, SPOL. S R.O.	L 13 SDM Vivat	metal	
EVEKTOR, SPOL. S R.O.	L 13 SE Vivat	metal	
EVEKTOR, SPOL. S R.O.	L 13 SEH Vivat	metal	
EVEKTOR, SPOL. S R.O.	L 13 SL Vivat	metal	
EVEKTOR, SPOL. S R.O.	L 13 SW Vivat	metal	
FIBERGLAS TECHNIK R. LINDNER	G 103 C TWIN III SL	composite	
FISCHER UND ENTWICKLUNGEN	ASTIR CS 77 TOP	composite	
FISCHER UND ENTWICKLUNGEN	ASTIR CS Jeans TOP	composite	
FISCHER UND ENTWICKLUNGEN	ASTIR CS TOP	composite	
FISCHER UND ENTWICKLUNGEN	ASW 20 TOP	composite	
FISCHER UND ENTWICKLUNGEN	ASW 20B TOP	composite	
FISCHER UND ENTWICKLUNGEN	ASW 20BL TOP	composite	
FISCHER UND ENTWICKLUNGEN	ASW 20C TOP	composite	
FISCHER UND ENTWICKLUNGEN	ASW 20CL TOP	composite	
FISCHER UND ENTWICKLUNGEN	ASW 20L TOP	composite	
FISCHER UND ENTWICKLUNGEN	ASW 24 TOP	composite	
FISCHER UND ENTWICKLUNGEN	Standard Cirrus B TOP	composite	
FISCHER UND ENTWICKLUNGEN	Standard Cirrus TOP	composite	

GROUP 4 POWERED SAILPLANES			
TC Holder	Model	Type of structure	Note
FOURNIER, RENE	RF 9	wood	
GANTENBRINK, BRUNO	Eta	composite	
GANTENBRINK, BRUNO	EtaN4	composite	
GROB AIRCRAFT AG	G109	composite	
GROB AIRCRAFT AG	G109 B	composite	
HB-FLUGTECHNIK GMBH	HB 21	metal-tube, wood	
HB-FLUGTECHNIK GMBH	HB 21 V1	metal-tube, wood	
HB-FLUGTECHNIK GMBH	HB 21 V2	metal-tube, wood	
HB-FLUGTECHNIK GMBH	HB 21/2400	metal-tube, wood	
HB-FLUGTECHNIK GMBH	HB 21/2400 B	metal-tube, wood	
HB-FLUGTECHNIK GMBH	HB 23/2400	metal-tube, wood	
HB-FLUGTECHNIK GMBH	HB 23/2400 Scanliner	metal-tube, wood	
HB-FLUGTECHNIK GMBH	HB 23/2400 SP	metal-tube, wood	
HB-FLUGTECHNIK GMBH	HB 23/2400 V2	metal-tube, wood	
HPH SPOL SRO	Glasflügel 304 eS	composite	
HPH SPOL SRO	Glasflügel 304 MS	composite	
HPH SPOL SRO	Glasflügel 304 S Jet	composite	
KORFF LUFTFAHRT	Taifun 17 E	composite	
KORFF LUFTFAHRT	Taifun 17 E II	composite	
LANGE AVIATION GMBH	E1 Antares	composite	
LANGE AVIATION GMBH	Antares 18T	composite	
M & D FLUGZEUGBAU GMBH	AVO 68 - R "Samburo"	metal-tube, wood	
M & D FLUGZEUGBAU GMBH	AVO 68 - R 100 "Samburo"	metal-tube, wood	
M & D FLUGZEUGBAU GMBH	AVO 68 - R 115 "Samburo"	metal-tube, wood	
M & D FLUGZEUGBAU GMBH	AVO 68 - s "Samburo"	metal-tube, wood	
M & D FLUGZEUGBAU GMBH	AVO 68 - v "Samburo"	metal-tube, wood	
SCHEIBE AIRCRAFT GMBH	SF 25 A	metal-tube, wood	
SCHEIBE AIRCRAFT GMBH	SF 25 B	metal-tube, wood	
SCHEIBE AIRCRAFT GMBH	SF 25 C	metal-tube, wood	
SCHEIBE AIRCRAFT GMBH	SF 25 D	metal-tube, wood	
SCHEIBE AIRCRAFT GMBH	SF 25 E	metal-tube, wood	
SCHEIBE AIRCRAFT GMBH	SF 25 K	metal-tube, wood	
SCHEIBE AIRCRAFT GMBH	SF 28 A "Tandem-Falke"	metal-tube, wood	
SCHEIBE AIRCRAFT GMBH	SF 36 A	composite	
SCHEIBE AIRCRAFT GMBH	SF 36 R	composite	
SCHEMPP HIRTH FLUGZEUGBAU	ARCUS M	composite	
SCHEMPP HIRTH FLUGZEUGBAU	Arcus T	composite	
SCHEMPP HIRTH FLUGZEUGBAU	Discus bM	composite	
SCHEMPP HIRTH FLUGZEUGBAU	Discus bT	composite	
SCHEMPP HIRTH FLUGZEUGBAU	Discus-2cFES	composite	
SCHEMPP HIRTH FLUGZEUGBAU	Discus-2cT	composite	
SCHEMPP HIRTH FLUGZEUGBAU	Discus-2T	composite	
SCHEMPP HIRTH FLUGZEUGBAU	Duo Discus T	composite	
SCHEMPP HIRTH FLUGZEUGBAU	Janus CM	composite	

GROUP 4 POWERED SAILPLANES			
TC Holder	Model	Type of structure	Note
SCHEMPP HIRTH FLUGZEUGBAU	Janus CT	composite	
SCHEMPP HIRTH FLUGZEUGBAU	Nimbus-2M	composite	
SCHEMPP HIRTH FLUGZEUGBAU	Nimbus-3DM	composite	
SCHEMPP HIRTH FLUGZEUGBAU	Nimbus-3DT	composite	
SCHEMPP HIRTH FLUGZEUGBAU	Nimbus-3T	composite	
SCHEMPP HIRTH FLUGZEUGBAU	Nimbus-4DM	composite	
SCHEMPP HIRTH FLUGZEUGBAU	Nimbus-4DT	composite	
SCHEMPP HIRTH FLUGZEUGBAU	Nimbus-4M	composite	
SCHEMPP HIRTH FLUGZEUGBAU	Nimbus-4T	composite	
SCHEMPP HIRTH FLUGZEUGBAU	Ventus bT	composite	
SCHEMPP HIRTH FLUGZEUGBAU	Ventus cM	composite	
SCHEMPP HIRTH FLUGZEUGBAU	Ventus cT	composite	
SCHEMPP HIRTH FLUGZEUGBAU	Ventus-2cM	composite	
SCHEMPP HIRTH FLUGZEUGBAU	Ventus-2cT	composite	
SCHEMPP HIRTH FLUGZEUGBAU	Ventus-3M	Composite	
SCHEMPP HIRTH FLUGZEUGBAU	Ventus-3F	Composite	
SCHEMPP HIRTH FLUGZEUGBAU	Ventus-3T	composite	
SPORTINE AVIACIJA IR KO	LAK-17AT	composite	
SPORTINE AVIACIJA IR KO	LAK-17B FES	composite	
SPORTINE AVIACIJA IR KO	LAK-17B FES mini	Composite	
SPORTINE AVIACIJA IR KO	LAK-19T	composite	
STEMME AG	S6	composite	
STEMME AG	S6-RT	composite	
STEMME AG	Stemme S10	composite	
STEMME AG	Stemme S10-V	composite	
STEMME AG	Stemme S10-VT	composite	
STEMME AG	Stemme S12	composite	
TECHNOFLUG LEICHTFLUGZEUGBAU	CARAT	composite	
TECHNOFLUG LEICHTFLUGZEUGBAU	Piccolo	composite	
TECHNOFLUG LEICHTFLUGZEUGBAU	Piccolo B	composite	
WITHOUT TC HOLDER - ORPHANED	PIK 20 E II F	composite	
WITHOUT TC HOLDER - ORPHANED	PIK 30	composite	
WITHOUT TC HOLDER - ORPHANED	PIK-20 E	composite	
WITHOUT TC HOLDER - ORPHANED	PIK-20 E II	composite	
WITHOUT TC HOLDER - ORPHANED	RF-5 AJ-1 Serrania	wood	
ZAKLAD SZYBOWCOWY JEZOW	SZD-45A "Ogar"	composite	

GROUP 4 GAS BALLOONS
ED Decision 2023/019/R

GROUP 4 GAS BALLOONS		
TC Holder	Model	Note
BALLONBAU WÖRNER GMBH	K-STU/1000	ELA1
BALLONBAU WÖRNER GMBH	K-STU/1260	ELA2
BALLONBAU WÖRNER GMBH	K-STU/1680	ELA2
BALLONBAU WÖRNER GMBH	K-STU/300	ELA1
BALLONBAU WÖRNER GMBH	K-STU/630	ELA1
BALLONBAU WÖRNER GMBH	K-STU/780	ELA1
BALLONBAU WÖRNER GMBH	K-STU/945	ELA1
BALLONBAU WÖRNER GMBH	NL-STU/1000	ELA1
BALLONBAU WÖRNER GMBH	NL-STU/280	ELA1
BALLONBAU WÖRNER GMBH	NL-STU/380	ELA1
BALLONBAU WÖRNER GMBH	NL-STU/510	ELA1
BALLONBAU WÖRNER GMBH	NL-STU/640	ELA1
BALLONBAU WÖRNER GMBH	NL-STU/840	ELA1
CAMERON BALLOONS LIMITED	GB 1000	ELA1
CAMERON BALLOONS LIMITED	TGB-1150	Tethered gas balloon
LINDSTRAND TECHNOLOGIES LTD.	105G	ELA1
LINDSTRAND TECHNOLOGIES LTD.	14M	ELA1
LINDSTRAND TECHNOLOGIES LTD.	203M	ELA2
LINDSTRAND TECHNOLOGIES LTD.	77M	ELA2
WITHOUT TC HOLDER — ORPHANED	K-1050/3-Ri	ELA1
WITHOUT TC HOLDER — ORPHANED	K-1260/3-Ri	ELA2
WITHOUT TC HOLDER — ORPHANED	K-1680/4-Ri	ELA2
WITHOUT TC HOLDER — ORPHANED	K-630/1-Ri	ELA1
WITHOUT TC HOLDER — ORPHANED	K-780/2-Ri	ELA1
WITHOUT TC HOLDER — ORPHANED	K-945/2-Ri	ELA1
AERONAUTICAL CENTER AUGUR	AL-30	ELA2 (Tethered gas balloon)
AEROPHILE SAS	AEROPHILE 5500	ELA2 (Tethered gas balloon)
BALLONBAU WÖRNER GMBH	FK-5500/STU	ELA2 (Tethered gas balloon)
BALLONBAU WÖRNER GMBH	FKP-STU/280	ELA1 (Tethered gas balloon)
BALLONBAU WÖRNER GMBH	FKP-STU/380	ELA2 (Tethered gas balloon)
BALLONBAU WÖRNER GMBH	FKP-STU/510	ELA2 (Tethered gas balloon)
BALLONBAU WÖRNER GMBH	FK-STU/280	ELA1 (Tethered gas balloon)
LINDSTRAND TECHNOLOGIES LTD	197-T (PTB)	Tethered gas balloon
LINDSTRAND TECHNOLOGIES LTD.	203T	ELA2 (Tethered gas balloon)
LINDSTRAND TECHNOLOGIES LTD.	9T	ELA1 (Tethered gas balloon)
LINDSTRAND TECHNOLOGIES LTD.	LBL 203P	ELA2 (Tethered gas balloon)

GROUP 4 HOT-AIR BALLOONS

ED Decision 2023/019/R

GROUP 4 HOT-AIR BALLOONS		
TC Holder	Model	Note
AEROSTAR INTERNATIONAL	CELL	ELA2
AEROSTAR INTERNATIONAL	RX-6	ELA2
AEROSTAR INTERNATIONAL	RX-7	ELA2
AEROSTAR INTERNATIONAL	RX-8	ELA2
AEROSTAR INTERNATIONAL	RX-9	ELA2
AEROSTAR INTERNATIONAL	RXS-8	ELA2
AEROSTAR INTERNATIONAL	S-49A	ELA2
AEROSTAR INTERNATIONAL	S-52A	ELA2
AEROSTAR INTERNATIONAL	S-53A	ELA2
AEROSTAR INTERNATIONAL	S-55A	ELA2
AEROSTAR INTERNATIONAL	S-57A	ELA2
AEROSTAR INTERNATIONAL	S-57S	ELA2
AEROSTAR INTERNATIONAL	S-60A	ELA2
AEROSTAR INTERNATIONAL	S-66A	ELA2
AEROSTAR INTERNATIONAL	S-71A	ELA2
AEROSTAR INTERNATIONAL	S-77A	ELA2
AEROSTAR INTERNATIONAL	W100LB	ELA2
BALLONS CHAIZE	CS 1600 F12	ELA1
BALLONS CHAIZE	CS 1600 F24	ELA1
BALLONS CHAIZE	CS 1800 F12	ELA1
BALLONS CHAIZE	CS 1800 F24	ELA1
BALLONS CHAIZE	CS 2000 F12	ELA1
BALLONS CHAIZE	CS 2000 F24	ELA1
BALLONS CHAIZE	CS 2200 F12	ELA1
BALLONS CHAIZE	CS 2200 F16	ELA1
BALLONS CHAIZE	CS 2200 F24	ELA1
BALLONS CHAIZE	CS 2200 F32	ELA1
BALLONS CHAIZE	CS 3000 F16	ELA1
BALLONS CHAIZE	CS 3000 F32	ELA1
BALLONS CHAIZE	CS 4000 F16	ELA2
BALLONS CHAIZE	CS 4000 F32	ELA2
BALLONS CHAIZE	DC 1800 F16	ELA1
BALLONS CHAIZE	DC 2000 F16	ELA1
BALLONS CHAIZE	DC 2200 F16	ELA1
BALLONS CHAIZE	DC-Type	ELA1
BALLONS CHAIZE	JZ 18 F12	ELA1
BALLONS CHAIZE	JZ 18 F24	ELA1
BALLONS CHAIZE	JZ 20 F12	ELA1
BALLONS CHAIZE	JZ 20 F24	ELA1
BALLONS CHAIZE	JZ 22 F12	ELA1
BALLONS CHAIZE	JZ 22 F24	ELA1
BALLONS CHAIZE	JZ 25 F12	ELA1

GROUP 4 HOT-AIR BALLOONS		
TC Holder	Model	Note
BALLONS CHAIZE	JZ 25 F16	ELA1
BALLONS CHAIZE	JZ 25 F24	ELA1
BALLONS CHAIZE	JZ 25 F32	ELA1
BALLONS CHAIZE	JZ 30 F16	ELA1
BALLONS CHAIZE	JZ 30 F32	ELA1
BALLONS CHAIZE	JZ 35 F16	ELA2
BALLONS CHAIZE	JZ 35 F32	ELA2
BALLONS CHAIZE	JZ 40 F16	ELA2
BALLONS CHAIZE	JZ 40 F32	ELA2
BALLONS CHAIZE	JZX 18 F12	ELA1
BALLONS CHAIZE	JZX 18 F24	ELA1
BALLONS CHAIZE	JZX 20 F12	ELA1
BALLONS CHAIZE	JZX 20 F24	ELA1
BALLONS CHAIZE	JZX 22 F12	ELA1
BALLONS CHAIZE	JZX 22 F24	ELA1
BALLONS CHAIZE	JZX 25 F12	ELA1
BALLONS CHAIZE	JZX 25 F16	ELA1
BALLONS CHAIZE	JZX 25 F24	ELA1
BALLONS CHAIZE	JZX 25 F32	ELA1
BALLONS CHAIZE	JZX 30 F16	ELA1
BALLONS CHAIZE	JZX 30 F32	ELA1
BALLONS CHAIZE	JZX 35 F16	ELA2
BALLONS CHAIZE	JZX 35 F32	ELA2
BALLONS CHAIZE	JZX 40 F16	ELA2
BALLONS CHAIZE	JZX 40 F32	ELA2
BALLONS CHAIZE	SSHAB-Model	ELA1
BALLONS CHAIZE	SW-Model	
BALLONS LIBERT S.P.R.L.	L12-2600	ELA1
BALLONS LIBERT S.P.R.L.	L12-3000	ELA1
BALLONS LIBERT S.P.R.L.	L1800	ELA1
BALLONS LIBERT S.P.R.L.	L2200	ELA1
BALLONS LIBERT S.P.R.L.	L2600	ELA1
BALLONS LIBERT S.P.R.L.	L3000	ELA1
BALLONS LIBERT S.P.R.L.	L3000+	ELA1
BALLONS LIBERT S.P.R.L.	L3400	ELA1
BALLONS LIBERT S.P.R.L.	L4000+	ELA2
BALLONS LIBERT S.P.R.L.	L4500	ELA2
BALLONS LIBERT S.P.R.L.	L5000	ELA2
BALLONS LIBERT S.P.R.L.	LC Replica	ELA1
BALLONS LIBERT S.P.R.L.	LC2000	ELA1
BALLONSERVICE UND TECHNIK	Schön-Mars	ELA2
BALLONSERVICE UND TECHNIK	Schön-Neptun	ELA2
BALLONSERVICE UND TECHNIK	Schön-Saturn	ELA2
BALLONSERVICE UND TECHNIK	Schön-Venus	ELA2

GROUP 4 HOT-AIR BALLOONS		
TC Holder	Model	Note
BALÓNY KUBÍČEK SPOL. S.R.O.	AB 2	ELA1
BALÓNY KUBÍČEK SPOL. S.R.O.	AB 2a	ELA1
BALÓNY KUBÍČEK SPOL. S.R.O.	AB 8	ELA1
BALÓNY KUBÍČEK SPOL. S.R.O.	AB 8 N30	ELA1
BALÓNY KUBÍČEK SPOL. S.R.O.	AB N22	ELA1
BALÓNY KUBÍČEK SPOL. S.R.O.	AB N30	ELA1
BALÓNY KUBÍČEK SPOL. S.R.O.	AB O22	ELA1
BALÓNY KUBÍČEK SPOL. S.R.O.	BALL	ELA1
BALÓNY KUBÍČEK SPOL. S.R.O.	BB D-Type	ELA2
BALÓNY KUBÍČEK SPOL. S.R.O.	BB ED-Type	ELA1
BALÓNY KUBÍČEK SPOL. S.R.O.	BB E-Type	ELA1
BALÓNY KUBÍČEK SPOL. S.R.O.	BB GP-Type	ELA1
BALÓNY KUBÍČEK SPOL. S.R.O.	BB N-Type	ELA2
BALÓNY KUBÍČEK SPOL. S.R.O.	BB O-Type	ELA1
BALÓNY KUBÍČEK SPOL. S.R.O.	BB P-Type	ELA1
BALÓNY KUBÍČEK SPOL. S.R.O.	BB Series	ELA1
BALÓNY KUBÍČEK SPOL. S.R.O.	BB XR-Type	ELA1
BALÓNY KUBÍČEK SPOL. S.R.O.	BB Z-Type	ELA2
BALÓNY KUBÍČEK SPOL. S.R.O.	BB100Z	ELA2
BALÓNY KUBÍČEK SPOL. S.R.O.	BB12	ELA1
BALÓNY KUBÍČEK SPOL. S.R.O.	BB120P	ELA2
BALÓNY KUBÍČEK SPOL. S.R.O.	BB142P	ELA2
BALÓNY KUBÍČEK SPOL. S.R.O.	BB16	ELA1
BALÓNY KUBÍČEK SPOL. S.R.O.	BB17GP	ELA1
BALÓNY KUBÍČEK SPOL. S.R.O.	BB17XR	ELA1
BALÓNY KUBÍČEK SPOL. S.R.O.	BB20	ELA1
BALÓNY KUBÍČEK SPOL. S.R.O.	BB20E	ELA1
BALÓNY KUBÍČEK SPOL. S.R.O.	BB20GP	ELA1
BALÓNY KUBÍČEK SPOL. S.R.O.	BB20XR	ELA1
BALÓNY KUBÍČEK SPOL. S.R.O.	BB22	ELA1
BALÓNY KUBÍČEK SPOL. S.R.O.	BB22E	ELA1
BALÓNY KUBÍČEK SPOL. S.R.O.	BB22N	ELA1
BALÓNY KUBÍČEK SPOL. S.R.O.	BB22XR	ELA1
BALÓNY KUBÍČEK SPOL. S.R.O.	BB22Z	ELA1
BALÓNY KUBÍČEK SPOL. S.R.O.	BB26	ELA1
BALÓNY KUBÍČEK SPOL. S.R.O.	BB26E	ELA1
BALÓNY KUBÍČEK SPOL. S.R.O.	BB26N	ELA1
BALÓNY KUBÍČEK SPOL. S.R.O.	BB26XR	ELA1
BALÓNY KUBÍČEK SPOL. S.R.O.	BB26Z	ELA1
BALÓNY KUBÍČEK SPOL. S.R.O.	BB30N	ELA1
BALÓNY KUBÍČEK SPOL. S.R.O.	BB30XR	ELA1
BALÓNY KUBÍČEK SPOL. S.R.O.	BB30Z	ELA1
BALÓNY KUBÍČEK SPOL. S.R.O.	BB34Z	ELA1
BALÓNY KUBÍČEK SPOL. S.R.O.	BB37N	ELA2

GROUP 4 HOT-AIR BALLOONS		
TC Holder	Model	Note
BALÓNY KUBÍČEK SPOL. S.R.O.	BB37Z	ELA2
BALÓNY KUBÍČEK SPOL. S.R.O.	BB40Z	ELA2
BALÓNY KUBÍČEK SPOL. S.R.O.	BB42Z	ELA2
BALÓNY KUBÍČEK SPOL. S.R.O.	BB45N	ELA2
BALÓNY KUBÍČEK SPOL. S.R.O.	BB45Z	ELA2
BALÓNY KUBÍČEK SPOL. S.R.O.	BB51Z	ELA2
BALÓNY KUBÍČEK SPOL. S.R.O.	BB60N	ELA2
BALÓNY KUBÍČEK SPOL. S.R.O.	BB60Z	ELA2
BALÓNY KUBÍČEK SPOL. S.R.O.	BB70Z	ELA2
BALÓNY KUBÍČEK SPOL. S.R.O.	BB85Z	ELA2
BALÓNY KUBÍČEK SPOL. S.R.O.	BB9	ELA1
BALÓNY KUBÍČEK SPOL. S.R.O.	BEAR	ELA1
BALÓNY KUBÍČEK SPOL. S.R.O.	BEMB	ELA2
BALÓNY KUBÍČEK SPOL. S.R.O.	BURGER KING	ELA1
BALÓNY KUBÍČEK SPOL. S.R.O.	CUBE	ELA1
BALÓNY KUBÍČEK SPOL. S.R.O.	DHL	ELA1
BALÓNY KUBÍČEK SPOL. S.R.O.	FISH	ELA1
BALÓNY KUBÍČEK SPOL. S.R.O.	FORKLIFT	ELA1
BALÓNY KUBÍČEK SPOL. S.R.O.	GNOME	ELA1
BALÓNY KUBÍČEK SPOL. S.R.O.	HEART	ELA1
BALÓNY KUBÍČEK SPOL. S.R.O.	ICE	ELA1
BALÓNY KUBÍČEK SPOL. S.R.O.	JAG	ELA1
BALÓNY KUBÍČEK SPOL. S.R.O.	JAGER	ELA1
BALÓNY KUBÍČEK SPOL. S.R.O.	JAGER 28	ELA1
BALÓNY KUBÍČEK SPOL. S.R.O.	JUPOL	ELA1
BALÓNY KUBÍČEK SPOL. S.R.O.	KATZENKOPF	ELA1
BALÓNY KUBÍČEK SPOL. S.R.O.	KRIGL	ELA1
BALÓNY KUBÍČEK SPOL. S.R.O.	MONTGOLFIERE	ELA1
BALÓNY KUBÍČEK SPOL. S.R.O.	PHARE	ELA1
BALÓNY KUBÍČEK SPOL. S.R.O.	RABBIT	ELA2
BALÓNY KUBÍČEK SPOL. S.R.O.	REPLIKA	ELA1
BALÓNY KUBÍČEK SPOL. S.R.O.	SANTA	ELA2
BALÓNY KUBÍČEK SPOL. S.R.O.	SHIP	ELA2
BALÓNY KUBÍČEK SPOL. S.R.O.	SILO	ELA1
BALÓNY KUBÍČEK SPOL. S.R.O.	SKYBALLS	ELA1
BALÓNY KUBÍČEK SPOL. S.R.O.	VOSTOK	ELA2
BALÓNY KUBÍČEK SPOL. S.R.O.	WERA	ELA2
BALÓNY KUBÍČEK SPOL. S.R.O.	WURST	ELA2
CAMERON BALLOONS LIMITED	105-24	ELA1
CAMERON BALLOONS LIMITED	105A	ELA1
CAMERON BALLOONS LIMITED	120-24	ELA1
CAMERON BALLOONS LIMITED	120A	ELA1
CAMERON BALLOONS LIMITED	140-24	ELA2
CAMERON BALLOONS LIMITED	140A	ELA2

GROUP 4 HOT-AIR BALLOONS		
TC Holder	Model	Note
CAMERON BALLOONS LIMITED	150A	ELA2
CAMERON BALLOONS LIMITED	160-24	ELA2
CAMERON BALLOONS LIMITED	160A	ELA2
CAMERON BALLOONS LIMITED	17A	ELA1
CAMERON BALLOONS LIMITED	180-24	ELA2
CAMERON BALLOONS LIMITED	180A	ELA2
CAMERON BALLOONS LIMITED	200-24	ELA2
CAMERON BALLOONS LIMITED	210A	ELA2
CAMERON BALLOONS LIMITED	21A	ELA1
CAMERON BALLOONS LIMITED	220-24	ELA2
CAMERON BALLOONS LIMITED	240-24	ELA2
CAMERON BALLOONS LIMITED	240A	ELA2
CAMERON BALLOONS LIMITED	25A	ELA1
CAMERON BALLOONS LIMITED	260-24	ELA2
CAMERON BALLOONS LIMITED	260A	ELA2
CAMERON BALLOONS LIMITED	26-16	ELA1
CAMERON BALLOONS LIMITED	300A	ELA2
CAMERON BALLOONS LIMITED	31-24	ELA1
CAMERON BALLOONS LIMITED	315A	ELA2
CAMERON BALLOONS LIMITED	317-24	ELA2
CAMERON BALLOONS LIMITED	31A	ELA1
CAMERON BALLOONS LIMITED	4 Pack-90 (Four Pack-1)	ELA1
CAMERON BALLOONS LIMITED	400-28	ELA2
CAMERON BALLOONS LIMITED	400A	ELA2
CAMERON BALLOONS LIMITED	42A	ELA1
CAMERON BALLOONS LIMITED	500-28	ELA2
CAMERON BALLOONS LIMITED	56-24	ELA1
CAMERON BALLOONS LIMITED	56A	ELA1
CAMERON BALLOONS LIMITED	56B	ELA1
CAMERON BALLOONS LIMITED	65-24	ELA1
CAMERON BALLOONS LIMITED	69A	ELA1
CAMERON BALLOONS LIMITED	70-16	ELA1
CAMERON BALLOONS LIMITED	77-24	ELA1
CAMERON BALLOONS LIMITED	77A	ELA1
CAMERON BALLOONS LIMITED	77B	ELA1
CAMERON BALLOONS LIMITED	80-16	ELA1
CAMERON BALLOONS LIMITED	90-24	ELA1
CAMERON BALLOONS LIMITED	90A	ELA1
CAMERON BALLOONS LIMITED	90B	ELA1
CAMERON BALLOONS LIMITED	A Type Cloudhopper Series	Ref.: Models LBL 21A to LBL 35A
CAMERON BALLOONS LIMITED	A Type Series	Ref.: Models LBL 42A to LBL 500A
CAMERON BALLOONS LIMITED	A-105	ELA1

GROUP 4 HOT-AIR BALLOONS		
TC Holder	Model	Note
CAMERON BALLOONS LIMITED	A-120	ELA1
CAMERON BALLOONS LIMITED	A-140	ELA2
CAMERON BALLOONS LIMITED	A-160	ELA2
CAMERON BALLOONS LIMITED	A-180	ELA2
CAMERON BALLOONS LIMITED	A-200	ELA2
CAMERON BALLOONS LIMITED	A-210	ELA2
CAMERON BALLOONS LIMITED	A-250	ELA2
CAMERON BALLOONS LIMITED	A-275	ELA2
CAMERON BALLOONS LIMITED	A-300	ELA2
CAMERON BALLOONS LIMITED	A-315	ELA2
CAMERON BALLOONS LIMITED	A-340	ELA2
CAMERON BALLOONS LIMITED	A-340HL	ELA2
CAMERON BALLOONS LIMITED	A-375	ELA2
CAMERON BALLOONS LIMITED	A-400	ELA2
CAMERON BALLOONS LIMITED	A-415	ELA2
CAMERON BALLOONS LIMITED	A-425LW	ELA2
CAMERON BALLOONS LIMITED	A-450LW	ELA2
CAMERON BALLOONS LIMITED	A-500LW	ELA2
CAMERON BALLOONS LIMITED	A-530	ELA2
CAMERON BALLOONS LIMITED	A-530LW	ELA2
CAMERON BALLOONS LIMITED	AML-105	ELA1
CAMERON BALLOONS LIMITED	Andrelon Bottle (Bottle-8)	ELA1
CAMERON BALLOONS LIMITED	Apple-120	ELA1
CAMERON BALLOONS LIMITED	Apple-90	ELA1
CAMERON BALLOONS LIMITED	AX10-150 S2	ELA2
CAMERON BALLOONS LIMITED	AX10-160 S1	ELA2
CAMERON BALLOONS LIMITED	AX10-160 S2	ELA2
CAMERON BALLOONS LIMITED	AX10-160Z	ELA2
CAMERON BALLOONS LIMITED	AX10-180 S1	ELA2
CAMERON BALLOONS LIMITED	AX10-180 S2	ELA2
CAMERON BALLOONS LIMITED	AX10-210 S2	ELA2
CAMERON BALLOONS LIMITED	AX11-225 S2	ELA2
CAMERON BALLOONS LIMITED	AX11-250 S2	ELA2
CAMERON BALLOONS LIMITED	AX4-31Z	ELA1
CAMERON BALLOONS LIMITED	AX5-42 S1	ELA1
CAMERON BALLOONS LIMITED	AX5-42Bolt	ELA1
CAMERON BALLOONS LIMITED	AX56-Series 1/SP1	ELA1
CAMERON BALLOONS LIMITED	AX6-56 S1	ELA1
CAMERON BALLOONS LIMITED	AX6-56A	ELA1
CAMERON BALLOONS LIMITED	AX6-56Bolt	ELA1
CAMERON BALLOONS LIMITED	AX6-56Z	ELA1
CAMERON BALLOONS LIMITED	AX7-65 S1	ELA1
CAMERON BALLOONS LIMITED	AX7-65Bolt	ELA1
CAMERON BALLOONS LIMITED	AX7-65Z	ELA1

GROUP 4 HOT-AIR BALLOONS		
TC Holder	Model	Note
CAMERON BALLOONS LIMITED	AX7-77 S1	ELA1
CAMERON BALLOONS LIMITED	AX7-77A	ELA1
CAMERON BALLOONS LIMITED	AX7-77Bolt	ELA1
CAMERON BALLOONS LIMITED	AX7-77Z	ELA1
CAMERON BALLOONS LIMITED	AX8-105 S1	ELA1
CAMERON BALLOONS LIMITED	AX8-105 S2	ELA1
CAMERON BALLOONS LIMITED	AX8-105Z	ELA1
CAMERON BALLOONS LIMITED	AX8-84 S1	ELA1
CAMERON BALLOONS LIMITED	AX8-90 S1	ELA1
CAMERON BALLOONS LIMITED	AX8-90 S2	ELA1
CAMERON BALLOONS LIMITED	AX9-120 S1	ELA1
CAMERON BALLOONS LIMITED	AX9-120 S2	ELA1
CAMERON BALLOONS LIMITED	AX9-140 S2	ELA2
CAMERON BALLOONS LIMITED	B Type Series	Ref.: Models LBL 56B to LBL 105B
CAMERON BALLOONS LIMITED	Ball-70	ELA1
CAMERON BALLOONS LIMITED	Ball-77 (Ball-4)	ELA1
CAMERON BALLOONS LIMITED	Baltika-77 (Cylinder-14)	ELA1
CAMERON BALLOONS LIMITED	Battery LR2 (Cylinder-6)	ELA1
CAMERON BALLOONS LIMITED	Bear-72	ELA1
CAMERON BALLOONS LIMITED	Bearskin	ELA1
CAMERON BALLOONS LIMITED	Beer Crate-120 (Box-20)	ELA1
CAMERON BALLOONS LIMITED	Bertie Bassett-90 (St. Fig.10)	ELA1
CAMERON BALLOONS LIMITED	Bibendum -110 (St. Fig.-12)	ELA1
CAMERON BALLOONS LIMITED	Bic Chic-90 (Figure-6)	ELA1
CAMERON BALLOONS LIMITED	Bottle-100 (Bottle-2)	ELA1
CAMERON BALLOONS LIMITED	Bottle-77 (Bottle-6)	ELA1
CAMERON BALLOONS LIMITED	Bowler-90 (Hat-1)	ELA1
CAMERON BALLOONS LIMITED	Bradford/Bingley-90 (Box-9)	ELA1
CAMERON BALLOONS LIMITED	Brandenburger Tor (Box-3)	ELA1
CAMERON BALLOONS LIMITED	Britannia Pig-90 (Quadruped-8)	ELA1
CAMERON BALLOONS LIMITED	Buddy-90 (Figure-7)	ELA1
CAMERON BALLOONS LIMITED	Bulb-65 Light (Bulb-1)	ELA1
CAMERON BALLOONS LIMITED	Bull-110 (Quadruped-12)	ELA1
CAMERON BALLOONS LIMITED	Bunch-100	ELA1
CAMERON BALLOONS LIMITED	Bunny-90 (Standing Figure-7)	ELA1
CAMERON BALLOONS LIMITED	Burger King (Burger-1)	ELA1
CAMERON BALLOONS LIMITED	Bus-90	ELA1
CAMERON BALLOONS LIMITED	C Type Series	Ref.: Models LBL 400C to 600C
CAMERON BALLOONS LIMITED	C-100	ELA1
CAMERON BALLOONS LIMITED	C-60	ELA1
CAMERON BALLOONS LIMITED	C-70	ELA1
CAMERON BALLOONS LIMITED	C-80	ELA1

GROUP 4 HOT-AIR BALLOONS		
TC Holder	Model	Note
CAMERON BALLOONS LIMITED	C-90	ELA1
CAMERON BALLOONS LIMITED	Cabin	ELA1
CAMERON BALLOONS LIMITED	Calling Card-110 (Box-10)	ELA1
CAMERON BALLOONS LIMITED	CameronBox 105 (Telef.häuschen)	ELA1
CAMERON BALLOONS LIMITED	Can-120 (Cylinder-16)	ELA1
CAMERON BALLOONS LIMITED	Can-60 (Barrel-60)	ELA1
CAMERON BALLOONS LIMITED	Can-77 (Cylinder-10)	ELA1
CAMERON BALLOONS LIMITED	Carrots-80	ELA1
CAMERON BALLOONS LIMITED	Cart (Box-6)	ELA1
CAMERON BALLOONS LIMITED	Chateau-84 (House-1)	ELA1
CAMERON BALLOONS LIMITED	Cheese-82 (Horizontal Cylinder)	ELA1
CAMERON BALLOONS LIMITED	Chicken-105 (Bird-2)	ELA1
CAMERON BALLOONS LIMITED	Cider Bottle-120 (Cylinder- 9)	ELA1
CAMERON BALLOONS LIMITED	Clown Standing (Figure-6)	ELA1
CAMERON BALLOONS LIMITED	Club-90	ELA1
CAMERON BALLOONS LIMITED	Cockerel-130 (Bird-7)	ELA2 (Volume 3 681 m3)
CAMERON BALLOONS LIMITED	Coffee Jug-90 (Jug-1)	ELA1
CAMERON BALLOONS LIMITED	Cola Can-90 (Cylinder-12)	ELA1
CAMERON BALLOONS LIMITED	Colt 'Bullet' Type	Ref.: Models 56B to 77B
CAMERON BALLOONS LIMITED	Colt 56 Satzenbrau Bottle	ELA1
CAMERON BALLOONS LIMITED	Colt A Type	Ref.: Models 17A to 400A
CAMERON BALLOONS LIMITED	Colt Ariel Bottle (Bottle-1)	ELA1
CAMERON BALLOONS LIMITED	Colt Beer Glass	ELA1
CAMERON BALLOONS LIMITED	Colt Beetle-105 (Car-3)	ELA1
CAMERON BALLOONS LIMITED	Colt Bottle-10	ELA1
CAMERON BALLOONS LIMITED	Colt Bottle-11	ELA1
CAMERON BALLOONS LIMITED	Colt Bottle-12	ELA1
CAMERON BALLOONS LIMITED	Colt Bottle-13	ELA1
CAMERON BALLOONS LIMITED	Colt Bottle-14	ELA1
CAMERON BALLOONS LIMITED	Colt Bottle-90 (Bottle-5)	ELA1
CAMERON BALLOONS LIMITED	Colt Can-110 (Cylinder -15)	ELA1
CAMERON BALLOONS LIMITED	Colt Clown (Standing Figure-2)	ELA1
CAMERON BALLOONS LIMITED	Colt Cylinder One	ELA1
CAMERON BALLOONS LIMITED	Colt Film Can (Cylinder-5)	ELA1
CAMERON BALLOONS LIMITED	Colt Flying Book (Box-2)	ELA1
CAMERON BALLOONS LIMITED	Colt Flying Head	ELA1
CAMERON BALLOONS LIMITED	Colt Flying Hut	ELA1
CAMERON BALLOONS LIMITED	Colt Flying Jeans	ELA1
CAMERON BALLOONS LIMITED	Colt Flying Kiwi	ELA1
CAMERON BALLOONS LIMITED	Colt Flying Lager (Bottle 2)	ELA1
CAMERON BALLOONS LIMITED	Colt Flying Mitt	ELA1
CAMERON BALLOONS LIMITED	Colt Flying Open Book (Box-5)	ELA1
CAMERON BALLOONS LIMITED	Colt Flying Pig (Quadruped-6)	ELA1
CAMERON BALLOONS LIMITED	Colt Flying Shuttlecock (Cone-	ELA1

GROUP 4 HOT-AIR BALLOONS		
TC Holder	Model	Note
CAMERON BALLOONS LIMITED	Colt Flying Whiskey (Bottle 3)	ELA1
CAMERON BALLOONS LIMITED	Colt Flying Yacht	ELA1
CAMERON BALLOONS LIMITED	Colt Golf Ball-90 (Ball-2)	ELA1
CAMERON BALLOONS LIMITED	Colt Jumbo-2	ELA1
CAMERON BALLOONS LIMITED	Colt Mickey Mouse (Wimi-3)	ELA1
CAMERON BALLOONS LIMITED	Colt Pils Bottle (Bottle-12)	ELA1
CAMERON BALLOONS LIMITED	Colt Santa Claus (St. Fig.-4)	ELA1
CAMERON BALLOONS LIMITED	Colt World-90	ELA1
CAMERON BALLOONS LIMITED	Condom-105 (Cylinder-18)	ELA1
CAMERON BALLOONS LIMITED	Cooling Tower-80 (Cylinder-2)	ELA1
CAMERON BALLOONS LIMITED	Cork-105	ELA1
CAMERON BALLOONS LIMITED	Cork-116	ELA1
CAMERON BALLOONS LIMITED	Cork-82	ELA1
CAMERON BALLOONS LIMITED	Cow-105 (Quadruped-2)	ELA1
CAMERON BALLOONS LIMITED	Cow-110 (Quadruped-5)	ELA2 (Volume 5 947 m ³)
CAMERON BALLOONS LIMITED	Cube-105	ELA1
CAMERON BALLOONS LIMITED	Cup-110 (Urn-1)	ELA1
CAMERON BALLOONS LIMITED	Cup-90 (F.A.)	ELA1
CAMERON BALLOONS LIMITED	Dinosaur-80 (Quadruped-1)	ELA1
CAMERON BALLOONS LIMITED	Dodo-105 (Bird 8)	ELA1
CAMERON BALLOONS LIMITED	Doll-105 Standing (Figure-8)	ELA1
CAMERON BALLOONS LIMITED	Doll-90 (Cylinder-3)	ELA1
CAMERON BALLOONS LIMITED	Donald-97 (Head-10)	ELA1
CAMERON BALLOONS LIMITED	Double Cow -110 (Quadruped-10)	ELA1
CAMERON BALLOONS LIMITED	Douglas-110 (Figure-5)	ELA2 (Volume 3 541 m ³)
CAMERON BALLOONS LIMITED	Dragon (Quadruped-4)	ELA1
CAMERON BALLOONS LIMITED	Drop-180	ELA2 (Volume 5 098 m ³)
CAMERON BALLOONS LIMITED	Drop-95	ELA1
CAMERON BALLOONS LIMITED	Dude-90	ELA1
CAMERON BALLOONS LIMITED	Eagle -110 (Bird-5)	ELA1
CAMERON BALLOONS LIMITED	Eagle-95 (Bird-4)	ELA1
CAMERON BALLOONS LIMITED	EB-90 (Glass-3)	ELA1
CAMERON BALLOONS LIMITED	Egg-120	ELA1
CAMERON BALLOONS LIMITED	Egg-65	ELA1
CAMERON BALLOONS LIMITED	Egg-89	ELA1
CAMERON BALLOONS LIMITED	Elephant-77	ELA1
CAMERON BALLOONS LIMITED	F.R. Ball	ELA1
CAMERON BALLOONS LIMITED	Film Can-90 (Cylinder-7)	ELA1
CAMERON BALLOONS LIMITED	Fire Truck-100	ELA1
CAMERON BALLOONS LIMITED	Fire-90 (Cylinder-11)	ELA1
CAMERON BALLOONS LIMITED	Flame-95	ELA1
CAMERON BALLOONS LIMITED	Flying Beer Glass (Cylinder-4)	ELA1
CAMERON BALLOONS LIMITED	Flying Castle	ELA1
CAMERON BALLOONS LIMITED	Flying Coffee Jar (Cylinder-8)	ELA1

GROUP 4 HOT-AIR BALLOONS		
TC Holder	Model	Note
CAMERON BALLOONS LIMITED	Flying Cow-110 (Quadruped-11)	ELA1
CAMERON BALLOONS LIMITED	Flying Ice Cream Cone (Cone-2)	ELA1
CAMERON BALLOONS LIMITED	Flying Lager Bottle (Bottle-4)	ELA1
CAMERON BALLOONS LIMITED	Flying Piggy Bank (House-2)	ELA1
CAMERON BALLOONS LIMITED	Flying Windmill	ELA1
CAMERON BALLOONS LIMITED	Football-120 (Sphere-120)	ELA1
CAMERON BALLOONS LIMITED	Fork Lift-105	ELA1
CAMERON BALLOONS LIMITED	Freddo-105 (Standing Figure-13)	ELA1
CAMERON BALLOONS LIMITED	Frog-90 (Quadruped-7)	ELA1
CAMERON BALLOONS LIMITED	Furness 56 Building	ELA1
CAMERON BALLOONS LIMITED	Golf Ball-76 (Ball-1)	ELA1
CAMERON BALLOONS LIMITED	GosserMug90/Bierkrug90	ELA1
CAMERON BALLOONS LIMITED	GP-65	ELA1
CAMERON BALLOONS LIMITED	GP-70	ELA1
CAMERON BALLOONS LIMITED	G-Rail-90 (Standing Figure 16)	ELA1
CAMERON BALLOONS LIMITED	Grand Illusion (Figure-3)	ELA2 (Volume 3 535 m ³)
CAMERON BALLOONS LIMITED	Graz Box-110 (Box-19)	ELA1
CAMERON BALLOONS LIMITED	Grolsch-105 (Bottle-7)	ELA1
CAMERON BALLOONS LIMITED	H-20	ELA1
CAMERON BALLOONS LIMITED	H-24	ELA1
CAMERON BALLOONS LIMITED	H-34	ELA1
CAMERON BALLOONS LIMITED	Hard Hat-90 (Hat-2)	ELA1
CAMERON BALLOONS LIMITED	Harley-78 (Motor Bike-1)	ELA1
CAMERON BALLOONS LIMITED	Head 2-120	ELA1
CAMERON BALLOONS LIMITED	Head One-105	ELA1
CAMERON BALLOONS LIMITED	Head-90 (Head-15)	ELA1
CAMERON BALLOONS LIMITED	Heart-100	ELA1
CAMERON BALLOONS LIMITED	Heart-120	ELA1
CAMERON BALLOONS LIMITED	Helmet-120 (Head-16)	ELA1
CAMERON BALLOONS LIMITED	Hex Glass-84 (Glass-2)	ELA1
CAMERON BALLOONS LIMITED	Home Special-105 (House-3)	ELA1
CAMERON BALLOONS LIMITED	Horse-90 (Quadruped-3)	ELA1
CAMERON BALLOONS LIMITED	House-60	ELA1
CAMERON BALLOONS LIMITED	Ikea-120 (Heart/Box-120)	ELA1
CAMERON BALLOONS LIMITED	Inverted Balloon-105	ELA1
CAMERON BALLOONS LIMITED	Inverted Balloon-78	ELA1
CAMERON BALLOONS LIMITED	Katalog-82 (Box-4)	ELA1
CAMERON BALLOONS LIMITED	Kindernet Dog-100 (St. Fig.-14)	ELA1
CAMERON BALLOONS LIMITED	Kookaburra-120 (Bird-6)	ELA1
CAMERON BALLOONS LIMITED	Krush Bottle-106 (Bottle-7)	ELA1
CAMERON BALLOONS LIMITED	L Type Series	Refers to Model LBL 48L
CAMERON BALLOONS LIMITED	LBL 105A	ELA1
CAMERON BALLOONS LIMITED	LBL 105B	ELA1
CAMERON BALLOONS LIMITED	LBL 120A	ELA1

GROUP 4 HOT-AIR BALLOONS		
TC Holder	Model	Note
CAMERON BALLOONS LIMITED	LBL 140A	ELA2
CAMERON BALLOONS LIMITED	LBL 150A	ELA2
CAMERON BALLOONS LIMITED	LBL 160A	ELA2
CAMERON BALLOONS LIMITED	LBL 180A	ELA2
CAMERON BALLOONS LIMITED	LBL 210A	ELA2
CAMERON BALLOONS LIMITED	LBL 210S	ELA2
CAMERON BALLOONS LIMITED	LBL 21A	ELA1
CAMERON BALLOONS LIMITED	LBL 240A	ELA2
CAMERON BALLOONS LIMITED	LBL 25A	ELA1
CAMERON BALLOONS LIMITED	LBL 260A	ELA2
CAMERON BALLOONS LIMITED	LBL 260S	ELA2
CAMERON BALLOONS LIMITED	LBL 310A	ELA2
CAMERON BALLOONS LIMITED	LBL 317A	ELA2
CAMERON BALLOONS LIMITED	LBL 317S	ELA2
CAMERON BALLOONS LIMITED	LBL 31A	ELA1
CAMERON BALLOONS LIMITED	LBL 330A	ELA2
CAMERON BALLOONS LIMITED	LBL 35A	ELA1
CAMERON BALLOONS LIMITED	LBL 360A	ELA2
CAMERON BALLOONS LIMITED	LBL 400A	ELA2
CAMERON BALLOONS LIMITED	LBL 400C	ELA2
CAMERON BALLOONS LIMITED	LBL 425A	ELA2
CAMERON BALLOONS LIMITED	LBL 42A	ELA1
CAMERON BALLOONS LIMITED	LBL 450A	ELA2
CAMERON BALLOONS LIMITED	LBL 48L	ELA1
CAMERON BALLOONS LIMITED	LBL 500A	ELA2
CAMERON BALLOONS LIMITED	LBL 500C	ELA2
CAMERON BALLOONS LIMITED	LBL 56A	ELA1
CAMERON BALLOONS LIMITED	LBL 56B	ELA1
CAMERON BALLOONS LIMITED	LBL 600C	ELA2
CAMERON BALLOONS LIMITED	LBL 60A	ELA1
CAMERON BALLOONS LIMITED	LBL 60X	ELA1
CAMERON BALLOONS LIMITED	LBL 69A	ELA1
CAMERON BALLOONS LIMITED	LBL 69B	ELA1
CAMERON BALLOONS LIMITED	LBL 69X	ELA1
CAMERON BALLOONS LIMITED	LBL 77A	ELA1
CAMERON BALLOONS LIMITED	LBL 77B	ELA1
CAMERON BALLOONS LIMITED	LBL 77X	ELA1
CAMERON BALLOONS LIMITED	LBL 90A	ELA1
CAMERON BALLOONS LIMITED	LBL 90B	ELA1
CAMERON BALLOONS LIMITED	LBL Armchair	ELA1
CAMERON BALLOONS LIMITED	LBL Baby Bel	ELA1
CAMERON BALLOONS LIMITED	LBL Bananas	ELA1
CAMERON BALLOONS LIMITED	LBL Battery	ELA1
CAMERON BALLOONS LIMITED	LBL Bear	ELA1

GROUP 4 HOT-AIR BALLOONS		
TC Holder	Model	Note
CAMERON BALLOONS LIMITED	LBL Box	ELA1
CAMERON BALLOONS LIMITED	LBL Bulb	ELA1
CAMERON BALLOONS LIMITED	LBL Cake	ELA1
CAMERON BALLOONS LIMITED	LBL Cornetto	ELA1
CAMERON BALLOONS LIMITED	LBL Dog	ELA1
CAMERON BALLOONS LIMITED	LBL Dreher Bottle	ELA1
CAMERON BALLOONS LIMITED	LBL Drinks Can	ELA1
CAMERON BALLOONS LIMITED	LBL Flowers	ELA1
CAMERON BALLOONS LIMITED	LBL Flying M	ELA1
CAMERON BALLOONS LIMITED	LBL Flying Pig	ELA1
CAMERON BALLOONS LIMITED	LBL Four	ELA1
CAMERON BALLOONS LIMITED	LBL Fruit Bottle	ELA1
CAMERON BALLOONS LIMITED	LBL House	ELA1
CAMERON BALLOONS LIMITED	LBL Ice Cream Cone	ELA1
CAMERON BALLOONS LIMITED	LBL J and B Bottle	ELA1
CAMERON BALLOONS LIMITED	LBL Lion	ELA1
CAMERON BALLOONS LIMITED	LBL Lozenge	ELA1
CAMERON BALLOONS LIMITED	LBL Man	ELA1
CAMERON BALLOONS LIMITED	LBL Motorbike	ELA2 (Volume 4 816 m ³)
CAMERON BALLOONS LIMITED	LBL Newspaper	ELA1
CAMERON BALLOONS LIMITED	LBL Octopus	ELA1
CAMERON BALLOONS LIMITED	LBL Oriental Duck	ELA1
CAMERON BALLOONS LIMITED	LBL Pharmacist	ELA1
CAMERON BALLOONS LIMITED	LBL Pink Panther	ELA1
CAMERON BALLOONS LIMITED	LBL Pop Can	ELA1
CAMERON BALLOONS LIMITED	LBL Racing Car	ELA1
CAMERON BALLOONS LIMITED	LBL RR21	ELA1
CAMERON BALLOONS LIMITED	LBL Salami	ELA1
CAMERON BALLOONS LIMITED	LBL Saloon Car	ELA1
CAMERON BALLOONS LIMITED	LBL Stove	ELA1
CAMERON BALLOONS LIMITED	LBL Sun	ELA1
CAMERON BALLOONS LIMITED	LBL Syrup Bottle	ELA1
CAMERON BALLOONS LIMITED	LBL Telewest Sphere	ELA1
CAMERON BALLOONS LIMITED	LBL Triangle	ELA1
CAMERON BALLOONS LIMITED	LBL Tulips	ELA1
CAMERON BALLOONS LIMITED	Light Bulb-110 (Light Bulb-2)	ELA1
CAMERON BALLOONS LIMITED	Lindstrand X Type	Ref.: Models LBL 60X to LBL 77X
CAMERON BALLOONS LIMITED	Lips-90	ELA1
CAMERON BALLOONS LIMITED	Loco-105 (Locomotive-1)	ELA1
CAMERON BALLOONS LIMITED	LTSB-90 (Box-14)	ELA1
CAMERON BALLOONS LIMITED	Macaw-90 (Bird-1)	ELA1
CAMERON BALLOONS LIMITED	Maple Leaf-95	ELA1
CAMERON BALLOONS LIMITED	Mickey-90 (Wimi-1)	ELA1

GROUP 4 HOT-AIR BALLOONS		
TC Holder	Model	Note
CAMERON BALLOONS LIMITED	Mikey-90 (Head-13)	ELA1
CAMERON BALLOONS LIMITED	Minion-105 (Cylinder 19)	ELA1
CAMERON BALLOONS LIMITED	Modified Sugar Box-90 (Box-21)	ELA1
CAMERON BALLOONS LIMITED	Monster -110 (Head-12)	ELA1
CAMERON BALLOONS LIMITED	Monster Truck-105	ELA1
CAMERON BALLOONS LIMITED	Mountie-120 (Quadruped-9)	ELA1
CAMERON BALLOONS LIMITED	Mug-90 (Cylinder-13)	ELA1
CAMERON BALLOONS LIMITED	N-100	ELA1
CAMERON BALLOONS LIMITED	N-105	ELA1
CAMERON BALLOONS LIMITED	N-120	ELA1
CAMERON BALLOONS LIMITED	N-120 Fox	ELA1
CAMERON BALLOONS LIMITED	N120MW	ELA1
CAMERON BALLOONS LIMITED	N-120SP (Robijn)	ELA1
CAMERON BALLOONS LIMITED	N-133	ELA2
CAMERON BALLOONS LIMITED	N-145	ELA2
CAMERON BALLOONS LIMITED	N-160	ELA2
CAMERON BALLOONS LIMITED	N-180	ELA2
CAMERON BALLOONS LIMITED	N-210	ELA2
CAMERON BALLOONS LIMITED	N-31	ELA1
CAMERON BALLOONS LIMITED	N-42	ELA1
CAMERON BALLOONS LIMITED	N-56	ELA1
CAMERON BALLOONS LIMITED	N-65	ELA1
CAMERON BALLOONS LIMITED	N-70	ELA1
CAMERON BALLOONS LIMITED	N-77	ELA1
CAMERON BALLOONS LIMITED	N-90	ELA1
CAMERON BALLOONS LIMITED	N-90 Nail	ELA1
CAMERON BALLOONS LIMITED	N-90 Nivea	ELA1
CAMERON BALLOONS LIMITED	Newspaper-90 (Cone-3)	ELA1
CAMERON BALLOONS LIMITED	Nissan Micra (Car-1)	ELA1
CAMERON BALLOONS LIMITED	Nudie-90 (Standing Figure-15)	ELA1
CAMERON BALLOONS LIMITED	O-105	ELA1
CAMERON BALLOONS LIMITED	O-120	ELA1
CAMERON BALLOONS LIMITED	O-140	ELA2
CAMERON BALLOONS LIMITED	O-160	ELA2
CAMERON BALLOONS LIMITED	O-26	ELA1
CAMERON BALLOONS LIMITED	O-31	ELA1
CAMERON BALLOONS LIMITED	O-42	ELA1
CAMERON BALLOONS LIMITED	O-56	ELA1
CAMERON BALLOONS LIMITED	O-65	ELA1
CAMERON BALLOONS LIMITED	O-77	ELA1
CAMERON BALLOONS LIMITED	O-84	ELA1
CAMERON BALLOONS LIMITED	O-90	ELA1
CAMERON BALLOONS LIMITED	Obelix-90 (Figure-8)	ELA1
CAMERON BALLOONS LIMITED	Onion-105	ELA1

GROUP 4 HOT-AIR BALLOONS		
TC Holder	Model	Note
CAMERON BALLOONS LIMITED	Orange Box-115 (Box-17)	ELA1
CAMERON BALLOONS LIMITED	Orange-120	ELA2 (Volume 3 436 m ³)
CAMERON BALLOONS LIMITED	Otti-34	ELA1
CAMERON BALLOONS LIMITED	Pack-130 (Box-18)	ELA2 (Volume 3 681 m ³)
CAMERON BALLOONS LIMITED	Paint Can-115 (Cylinder-17)	ELA1
CAMERON BALLOONS LIMITED	Parachutist-110 (Figure-4)	ELA1
CAMERON BALLOONS LIMITED	Peacock-90 (Bird-3)	ELA1
CAMERON BALLOONS LIMITED	Pipe-105 (Standing Figure-9)	ELA1
CAMERON BALLOONS LIMITED	PM-80 (Bottle-9)	ELA1
CAMERON BALLOONS LIMITED	Pot-180 (Cylinder-20)	ELA2 (Volume 5 098 m ³)
CAMERON BALLOONS LIMITED	Pot-90	ELA1
CAMERON BALLOONS LIMITED	Printer-105 (Box-15)	ELA1
CAMERON BALLOONS LIMITED	Pylon-80 (Figure-2)	ELA1
CAMERON BALLOONS LIMITED	R-200	ELA2 (Mixed Gas / Hot-Air Balloons)
CAMERON BALLOONS LIMITED	R-210	ELA2 (Mixed Gas / Hot-Air Balloons)
CAMERON BALLOONS LIMITED	R-270	ELA2 (Mixed Gas / Hot-Air Balloons)
CAMERON BALLOONS LIMITED	R-450	ELA2 (Mixed Gas / Hot-Air Balloons)
CAMERON BALLOONS LIMITED	R-550	ELA2 (Mixed Gas / Hot-Air Balloons)
CAMERON BALLOONS LIMITED	R-77	ELA2 (Mixed Gas / Hot-Air Balloons)
CAMERON BALLOONS LIMITED	R-90	ELA2 (Mixed Gas / Hot-Air Balloons)
CAMERON BALLOONS LIMITED	Racing Car-110 (Car-4)	ELA1
CAMERON BALLOONS LIMITED	Raindrop-77	ELA1
CAMERON BALLOONS LIMITED	Robijn N-133	ELA2 (Volume 3 767 m ³)
CAMERON BALLOONS LIMITED	Ronald-105 (Standing Figure-11)	ELA1
CAMERON BALLOONS LIMITED	RTW-120	ELA1
CAMERON BALLOONS LIMITED	Rugby-90 (Ball-3)	ELA1
CAMERON BALLOONS LIMITED	Rupert Bear-90 (Standing Figure-5)	ELA1
CAMERON BALLOONS LIMITED	RX-100	ELA1
CAMERON BALLOONS LIMITED	RX-105	ELA1
CAMERON BALLOONS LIMITED	RX-120 Replica	ELA1
CAMERON BALLOONS LIMITED	S Can-100	ELA1
CAMERON BALLOONS LIMITED	S Type Series	Ref.: LBL 210S to 317S
CAMERON BALLOONS LIMITED	Sarotti-105 (Standing Figure-3)	ELA1
CAMERON BALLOONS LIMITED	Saturn-110 (Sphere-110)	ELA1
CAMERON BALLOONS LIMITED	Saucer-80	ELA1
CAMERON BALLOONS LIMITED	Ship-90	ELA1
CAMERON BALLOONS LIMITED	Shoe-90 (Shoe-1)	ELA1
CAMERON BALLOONS LIMITED	Shopping Bag-120 (Box-7)	ELA1

GROUP 4 HOT-AIR BALLOONS		
TC Holder	Model	Note
CAMERON BALLOONS LIMITED	Sign-90 (Box-11)	ELA1
CAMERON BALLOONS LIMITED	Sim Card-120	ELA1
CAMERON BALLOONS LIMITED	Sky-16 Series	Ref.: Sky Models 25-16 to 80-16
CAMERON BALLOONS LIMITED	Sky-24 Series	Ref.: Sky Models 31-24 to 317-24
CAMERON BALLOONS LIMITED	Sky-28 Series	Ref.: Sky Models 400-28 to 500-28
CAMERON BALLOONS LIMITED	Skywhale-110	ELA1
CAMERON BALLOONS LIMITED	Smurf-2 (Head-11)	ELA1
CAMERON BALLOONS LIMITED	Snacpac-90	ELA1
CAMERON BALLOONS LIMITED	Sonic-90 (Figure 1)	ELA1
CAMERON BALLOONS LIMITED	Spaceship-110	ELA1
CAMERON BALLOONS LIMITED	Sparkasse Box-90 (Box-12)	ELA1
CAMERON BALLOONS LIMITED	Special Shape Hot Air Balloons	Ref.: Cameron special shape models - 4 Pack-90 (Four Pack-1), etc.
CAMERON BALLOONS LIMITED	Special Shape Hot Air Balloons LBL	Ref.: LBL Special shape models - Armchair, etc.
CAMERON BALLOONS LIMITED	Sphere-105	ELA1
CAMERON BALLOONS LIMITED	Sport-50	ELA1
CAMERON BALLOONS LIMITED	Sport-60	ELA1
CAMERON BALLOONS LIMITED	Sport-70	ELA1
CAMERON BALLOONS LIMITED	Sport-80	ELA1
CAMERON BALLOONS LIMITED	Sport-90	ELA1
CAMERON BALLOONS LIMITED	Sports Car-110 (Car-2)	ELA1
CAMERON BALLOONS LIMITED	Standing Bear-105	ELA1
CAMERON BALLOONS LIMITED	Startac-105	ELA1
CAMERON BALLOONS LIMITED	Sugar Box-90 (Box-16)	ELA1
CAMERON BALLOONS LIMITED	Sultan-80 (Standing Figure-1)	ELA1
CAMERON BALLOONS LIMITED	Super FMG-100	ELA1
CAMERON BALLOONS LIMITED	Thomas-110 (Locomotive-2)	ELA1
CAMERON BALLOONS LIMITED	Thunder 'Bolt' Type	Ref.: Models AX5-42Bolt to AX7-77Bolt
CAMERON BALLOONS LIMITED	Thunder A Type	Ref.: Models AX6-56A and AX7-77A
CAMERON BALLOONS LIMITED	Thunder AX-Series S1	Ref.: Models AX5-42S1 to AX10-180S1
CAMERON BALLOONS LIMITED	Thunder AX-Series S2	Ref.: Models AX8-90S2 to AX11-250S2
CAMERON BALLOONS LIMITED	Thunder Forklift-90	ELA1
CAMERON BALLOONS LIMITED	Thunder Z Type	Ref.: Model AX4-31Z to AX10-160Z
CAMERON BALLOONS LIMITED	Tiger-90	ELA1
CAMERON BALLOONS LIMITED	Tissue Pack-100 (Four Pack-2)	ELA1
CAMERON BALLOONS LIMITED	TR-60	ELA1

GROUP 4 HOT-AIR BALLOONS		
TC Holder	Model	Note
CAMERON BALLOONS LIMITED	TR-65	ELA1
CAMERON BALLOONS LIMITED	TR-70	ELA1
CAMERON BALLOONS LIMITED	TR-77	ELA1
CAMERON BALLOONS LIMITED	TR-84	ELA1
CAMERON BALLOONS LIMITED	TR-84S1	ELA1
CAMERON BALLOONS LIMITED	TR-84S2	ELA1
CAMERON BALLOONS LIMITED	Trivial Pursuit (Box-1)	ELA1
CAMERON BALLOONS LIMITED	Truck-56	ELA1
CAMERON BALLOONS LIMITED	Truck-72	ELA1
CAMERON BALLOONS LIMITED	Tub-80	ELA1
CAMERON BALLOONS LIMITED	Turtle-120 (Quadruped-13)	ELA1
CAMERON BALLOONS LIMITED	TV-80 (Box-8)	ELA1
CAMERON BALLOONS LIMITED	Tyre-100 (Horizontal Cylinder-2)	ELA1
CAMERON BALLOONS LIMITED	Unox -110 (Hat-3)	ELA1
CAMERON BALLOONS LIMITED	V-31	ELA1
CAMERON BALLOONS LIMITED	V-42	ELA1
CAMERON BALLOONS LIMITED	V-56	ELA1
CAMERON BALLOONS LIMITED	V-65	ELA1
CAMERON BALLOONS LIMITED	V-77	ELA1
CAMERON BALLOONS LIMITED	V-90	ELA1
CAMERON BALLOONS LIMITED	Van Gogh-110 Head-14	ELA1
CAMERON BALLOONS LIMITED	Van-110	ELA1
CAMERON BALLOONS LIMITED	Wallaby-42	ELA1
CAMERON BALLOONS LIMITED	Watch-75	ELA1
CAMERON BALLOONS LIMITED	Waving Flag-105	ELA1
CAMERON BALLOONS LIMITED	Waving Flag-90	ELA1
CAMERON BALLOONS LIMITED	Whisky Bottle-90 (Bottle-6)	ELA1
CAMERON BALLOONS LIMITED	Wimi Airbus-90 (Wimi-2)	ELA1
CAMERON BALLOONS LIMITED	Wine Box-90 (Box-13)	ELA1
CAMERON BALLOONS LIMITED	Z-105	ELA1
CAMERON BALLOONS LIMITED	Z-120	ELA1
CAMERON BALLOONS LIMITED	Z-133	ELA2
CAMERON BALLOONS LIMITED	Z-140	ELA2
CAMERON BALLOONS LIMITED	Z-145	ELA2
CAMERON BALLOONS LIMITED	Z-150	ELA2
CAMERON BALLOONS LIMITED	Z-160	ELA2
CAMERON BALLOONS LIMITED	Z-180	ELA2
CAMERON BALLOONS LIMITED	Z-210	ELA2
CAMERON BALLOONS LIMITED	Z-225	ELA2
CAMERON BALLOONS LIMITED	Z-250	ELA2
CAMERON BALLOONS LIMITED	Z-275	ELA2
CAMERON BALLOONS LIMITED	Z-31	ELA1
CAMERON BALLOONS LIMITED	Z-315	ELA2
CAMERON BALLOONS LIMITED	Z-350	ELA2

GROUP 4 HOT-AIR BALLOONS		
TC Holder	Model	Note
CAMERON BALLOONS LIMITED	Z-375	ELA2
CAMERON BALLOONS LIMITED	Z-400	ELA2
CAMERON BALLOONS LIMITED	Z-42	ELA1
CAMERON BALLOONS LIMITED	Z-425LW	ELA2
CAMERON BALLOONS LIMITED	Z-450	ELA2
CAMERON BALLOONS LIMITED	Z-450Z	ELA2
CAMERON BALLOONS LIMITED	Z-56	ELA1
CAMERON BALLOONS LIMITED	Z-600	ELA2
CAMERON BALLOONS LIMITED	Z-65	ELA1
CAMERON BALLOONS LIMITED	Z-69	ELA1
CAMERON BALLOONS LIMITED	Z-750	ELA2
CAMERON BALLOONS LIMITED	Z-77	ELA1
CAMERON BALLOONS LIMITED	Z-90	ELA1
HEAD BALLOONS	AX7-77	ELA2
HEAD BALLOONS	AX7-77b	ELA2
HEAD BALLOONS	AX8-105	ELA2
HEAD BALLOONS	AX8-88	ELA2
HEAD BALLOONS	AX8-88b	ELA2
HEAD BALLOONS	AX9-118	ELA2
JR AEROSPORTS LTD	Firefly 10	ELA2
JR AEROSPORTS LTD	Firefly 11	ELA2
JR AEROSPORTS LTD	Firefly 11B	ELA2
JR AEROSPORTS LTD	Firefly 5	ELA2
JR AEROSPORTS LTD	Firefly 6	ELA2
JR AEROSPORTS LTD	Firefly 6B	ELA2
JR AEROSPORTS LTD	Firefly 6B-15	ELA2
JR AEROSPORTS LTD	Firefly 7	ELA2
JR AEROSPORTS LTD	Firefly 7-15	ELA2
JR AEROSPORTS LTD	Firefly 7B	ELA2
JR AEROSPORTS LTD	Firefly 7B-15	ELA2
JR AEROSPORTS LTD	Firefly 8	ELA2
JR AEROSPORTS LTD	Firefly 8-24	ELA2
JR AEROSPORTS LTD	Firefly 8B	ELA2
JR AEROSPORTS LTD	Firefly 8B-15	ELA2
JR AEROSPORTS LTD	Firefly 9	ELA2
JR AEROSPORTS LTD	Firefly 9B-15	ELA2
JR AEROSPORTS LTD	Firefly B7	ELA2
JR AEROSPORTS LTD	Firefly Bottle	ELA2
JR AEROSPORTS LTD	Firefly C7	ELA2
JR AEROSPORTS LTD	Firefly C7B	ELA2
JR AEROSPORTS LTD	Firefly C8	ELA2
JR AEROSPORTS LTD	Galaxy-7	ELA2
JR AEROSPORTS LTD	Galaxy-8	ELA2
JR AEROSPORTS LTD	Galaxy-9	ELA2

GROUP 4 HOT-AIR BALLOONS		
TC Holder	Model	Note
KAVANAGH INVESTMENT TRUST	B-105	ELA1
KAVANAGH INVESTMENT TRUST	B-350	ELA2
KAVANAGH INVESTMENT TRUST	B-400	ELA2
KAVANAGH INVESTMENT TRUST	B-77	ELA1
KAVANAGH INVESTMENT TRUST	C-56	ELA1
KAVANAGH INVESTMENT TRUST	C-65	ELA1
KAVANAGH INVESTMENT TRUST	C-77	ELA1
KAVANAGH INVESTMENT TRUST	D-105	ELA1
KAVANAGH INVESTMENT TRUST	D-77	ELA1
KAVANAGH INVESTMENT TRUST	D-84	ELA1
KAVANAGH INVESTMENT TRUST	D-90	ELA1
KAVANAGH INVESTMENT TRUST	E-120	ELA1
KAVANAGH INVESTMENT TRUST	E-140	ELA2
KAVANAGH INVESTMENT TRUST	E-160	ELA2
KAVANAGH INVESTMENT TRUST	E-180	ELA2
KAVANAGH INVESTMENT TRUST	E-210	ELA2
KAVANAGH INVESTMENT TRUST	E-240	ELA2
KAVANAGH INVESTMENT TRUST	E-260	ELA2
KAVANAGH INVESTMENT TRUST	E-300	ELA2
KAVANAGH INVESTMENT TRUST	EX-65	ELA1
KAVANAGH INVESTMENT TRUST	G-450	ELA2
LINDSTRAND TECHNOLOGIES LTD.	70	ELA1
LINDSTRAND TECHNOLOGIES LTD.	80	ELA1
LINDSTRAND TECHNOLOGIES LTD.	90	ELA1
LINDSTRAND TECHNOLOGIES LTD.	105	ELA1
LINDSTRAND TECHNOLOGIES LTD.	120	ELA1
LINDSTRAND TECHNOLOGIES LTD.	150	ELA2
LINDSTRAND TECHNOLOGIES LTD.	180	ELA2
LINDSTRAND TECHNOLOGIES LTD.	Lindstrand Racer Series	ELA1
LINDSTRAND TECHNOLOGIES LTD.	Lindstrand Series 1	ELA2
LINDSTRAND TECHNOLOGIES LTD.	LTL Series Special	ELA2
LINDSTRAND TECHNOLOGIES LTD.	SR-56	ELA1
LINDSTRAND TECHNOLOGIES LTD.	SR-65	ELA1
NOTHEISZ BALLOONS HUNGARY Kft.	AX-10	ELA2
NOTHEISZ BALLOONS HUNGARY Kft.	AX-6	ELA1
NOTHEISZ BALLOONS HUNGARY Kft.	AX-7	ELA1
NOTHEISZ BALLOONS HUNGARY Kft.	AX-8	ELA1
NOTHEISZ BALLOONS HUNGARY Kft.	AX-9	ELA2
NOUVELLE MANUFACT. D'AEROSTATS	MA 18	ELA1
NOUVELLE MANUFACT. D'AEROSTATS	MA 22	ELA1
NOUVELLE MANUFACT. D'AEROSTATS	MA 26	ELA1
NOUVELLE MANUFACT. D'AEROSTATS	MA 30	ELA1
NOUVELLE MANUFACT. D'AEROSTATS	MA 35	ELA1

GROUP 4 HOT-AIR BALLOONS		
TC Holder	Model	Note
NOUVELLE MANUFACT. D'AEROSTATS	MA 40	ELA2
SUP-AIR BALLON EGYESŰLET	B-AX 8	ELA1
SUP-AIR BALLON EGYESŰLET	C-AX 9	ELA2
SUP-AIR BALLON EGYESŰLET	D-AX 5	ELA1
SUP-AIR BALLON EGYESŰLET	E-AX-10	ELA2
SUP-AIR BALLON EGYESŰLET	F-AX 7	ELA1
THEO SCHROEDER FIRE BALLOONS	Auto	ELA2
THEO SCHROEDER FIRE BALLOONS	Bierglas	ELA1
THEO SCHROEDER FIRE BALLOONS	Cat	ELA1
THEO SCHROEDER FIRE BALLOONS	Clown-Kopf	ELA1
THEO SCHROEDER FIRE BALLOONS	Erdbeere	ELA1
THEO SCHROEDER FIRE BALLOONS	Fire Balloons G	ELA2
THEO SCHROEDER FIRE BALLOONS	Gasbehälter	ELA1
THEO SCHROEDER FIRE BALLOONS	Gasflasche	ELA1
THEO SCHROEDER FIRE BALLOONS	Gutfried	ELA1
THEO SCHROEDER FIRE BALLOONS	Kasper	ELA2
THEO SCHROEDER FIRE BALLOONS	Kater	ELA1
THEO SCHROEDER FIRE BALLOONS	Katze	ELA1
THEO SCHROEDER FIRE BALLOONS	Kopf	ELA1
THEO SCHROEDER FIRE BALLOONS	Kopfhörer	ELA2
THEO SCHROEDER FIRE BALLOONS	Lefax	ELA2
THEO SCHROEDER FIRE BALLOONS	Maus	ELA1
THEO SCHROEDER FIRE BALLOONS	Ottifant	ELA1
THEO SCHROEDER FIRE BALLOONS	Pig 30	ELA1
THEO SCHROEDER FIRE BALLOONS	Pig 36	ELA2
THEO SCHROEDER FIRE BALLOONS	Pinguin	ELA2
THEO SCHROEDER FIRE BALLOONS	Schwartau	ELA2
THEO SCHROEDER FIRE BALLOONS	Sky Heart	ELA2
THEO SCHROEDER FIRE BALLOONS	Sunflower 36	ELA2
THEO SCHROEDER FIRE BALLOONS	Teefix	ELA1
THEO SCHROEDER FIRE BALLOONS	Teekanne	ELA1
THEO SCHROEDER FIRE BALLOONS	Vase	ELA1
ULTRAMAGIC, S.A.	B-Series	ELA1
ULTRAMAGIC, S.A.	B-Series B-70	ELA1
ULTRAMAGIC, S.A.	F-10 TXORI	ELA1
ULTRAMAGIC, S.A.	F-11 MONTGOLFIERE	ELA1
ULTRAMAGIC, S.A.	F-12 PAQUETE	ELA1
ULTRAMAGIC, S.A.	F-13 FAIRY	ELA2
ULTRAMAGIC, S.A.	F-14 JARRA DE CERVEZA	ELA1
ULTRAMAGIC, S.A.	F-15 BOTE-HUCHA	ELA1
ULTRAMAGIC, S.A.	F-16 CAJA 2	ELA1
ULTRAMAGIC, S.A.	F-17 OVNI	ELA1
ULTRAMAGIC, S.A.	F-18 PIZZA	ELA2
ULTRAMAGIC, S.A.	F-19 CAVA	ELA1

GROUP 4 HOT-AIR BALLOONS		
TC Holder	Model	Note
ULTRAMAGIC, S.A.	F-20 BEETLE	ELA1
ULTRAMAGIC, S.A.	F-21 CEPESA	ELA1
ULTRAMAGIC, S.A.	F-22 TORRE	ELA1
ULTRAMAGIC, S.A.	F-24 FLYINGMAN	ELA2
ULTRAMAGIC, S.A.	F-25 FUTBOL	ELA1
ULTRAMAGIC, S.A.	F-26 HEART	ELA1
ULTRAMAGIC, S.A.	F-29 MOVISTAR	ELA2
ULTRAMAGIC, S.A.	F-30 EGG	ELA1
ULTRAMAGIC, S.A.	F-31 MAZORCA DEKALB	ELA2
ULTRAMAGIC, S.A.	F-32 BEIRAO BOTTLE	ELA1
ULTRAMAGIC, S.A.	F-33 PHAROX LAMP	ELA2
ULTRAMAGIC, S.A.	F-34 METTEN	ELA2
ULTRAMAGIC, S.A.	F-35 R4TS	ELA2
ULTRAMAGIC, S.A.	F-4 TXORI	ELA1
ULTRAMAGIC, S.A.	F-6 JAMBON	ELA1
ULTRAMAGIC, S.A.	F-7 BOTE	ELA1
ULTRAMAGIC, S.A.	F-8 LA CARTUJA	ELA2
ULTRAMAGIC, S.A.	F-9 BOTELLA DE AGUA	ELA1
ULTRAMAGIC, S.A.	F-Series	ELA1
ULTRAMAGIC, S.A.	G-Series	ELA1
ULTRAMAGIC, S.A.	H-Series	ELA1
ULTRAMAGIC, S.A.	H-Series H-31	ELA1
ULTRAMAGIC, S.A.	H-Series H-42	ELA1
ULTRAMAGIC, S.A.	H-Series H-56	ELA1
ULTRAMAGIC, S.A.	H-Series H-65	ELA1
ULTRAMAGIC, S.A.	H-Series H-77	ELA1
ULTRAMAGIC, S.A.	M-Series M-105	ELA1
ULTRAMAGIC, S.A.	M-Series M-120	ELA1
ULTRAMAGIC, S.A.	M-Series M-130	ELA2
ULTRAMAGIC, S.A.	M-Series M-145	ELA2
ULTRAMAGIC, S.A.	M-Series M-160	ELA2
ULTRAMAGIC, S.A.	M-Series M-42	ELA1
ULTRAMAGIC, S.A.	M-Series M-56	ELA1
ULTRAMAGIC, S.A.	M-Series M-56C	ELA1
ULTRAMAGIC, S.A.	M-Series M-65	ELA1
ULTRAMAGIC, S.A.	M-Series M-65C	ELA1
ULTRAMAGIC, S.A.	M-Series M-77	ELA1
ULTRAMAGIC, S.A.	M-Series M-77C	ELA1
ULTRAMAGIC, S.A.	M-Series M-90	ELA1
ULTRAMAGIC, S.A.	N-Series	ELA2
ULTRAMAGIC, S.A.	N-Series N-180	ELA2
ULTRAMAGIC, S.A.	N-Series N-210	ELA2
ULTRAMAGIC, S.A.	N-Series N-250	ELA2
ULTRAMAGIC, S.A.	N-Series N-300	ELA2

GROUP 4 HOT-AIR BALLOONS		
TC Holder	Model	Note
ULTRAMAGIC, S.A.	N-Series N-355	ELA2
ULTRAMAGIC, S.A.	N-Series N-425	ELA2
ULTRAMAGIC, S.A.	N-Series N-500	ELA2
ULTRAMAGIC, S.A.	S-Series S-105	ELA1
ULTRAMAGIC, S.A.	S-Series S-130	ELA2
ULTRAMAGIC, S.A.	S-Series S-160	ELA2
ULTRAMAGIC, S.A.	S-Series S-50	ELA1
ULTRAMAGIC, S.A.	S-Series S-70	ELA1
ULTRAMAGIC, S.A.	S-Series S-90	ELA1
ULTRAMAGIC, S.A.	T-Series	ELA2
ULTRAMAGIC, S.A.	T-Series T-150	ELA2
ULTRAMAGIC, S.A.	T-Series T-180	ELA2
ULTRAMAGIC, S.A.	T-Series T-210	ELA2
ULTRAMAGIC, S.A.	V-Series	ELA1
ULTRAMAGIC, S.A.	V-Series V-105	ELA1
ULTRAMAGIC, S.A.	V-Series V-25	ELA1
ULTRAMAGIC, S.A.	V-Series V-56	ELA1
ULTRAMAGIC, S.A.	V-Series V-65	ELA1
ULTRAMAGIC, S.A.	V-Series V-77	ELA1
ULTRAMAGIC, S.A.	V-Series V-90	ELA1
ULTRAMAGIC, S.A.	Z Series	ELA1
ULTRAMAGIC, S.A.	Z-Series Z-90	ELA1
WITHOUT TC HOLDER — ORPHANED	105 A	ELA1
WITHOUT TC HOLDER — ORPHANED	120 A	ELA1
WITHOUT TC HOLDER — ORPHANED	160 A	ELA2
WITHOUT TC HOLDER — ORPHANED	180 A	ELA2
WITHOUT TC HOLDER — ORPHANED	210 A	ELA2
WITHOUT TC HOLDER — ORPHANED	240 A	ELA2
WITHOUT TC HOLDER — ORPHANED	56 A	ELA1
WITHOUT TC HOLDER — ORPHANED	69 A	ELA1
WITHOUT TC HOLDER — ORPHANED	77 A	ELA1
WITHOUT TC HOLDER — ORPHANED	90 A	ELA1
WITHOUT TC HOLDER — ORPHANED	FRX 65	ELA2
WITHOUT TC HOLDER — ORPHANED	FS 57 A	ELA2
WITHOUT TC HOLDER — ORPHANED	FS 83 A	ELA2
WITHOUT TC HOLDER — ORPHANED	RX 6	ELA2
WITHOUT TC HOLDER — ORPHANED	RX 7	ELA2
WITHOUT TC HOLDER — ORPHANED	RX 8	ELA2
WITHOUT TC HOLDER — ORPHANED	RX 9	ELA2
WITHOUT TC HOLDER — ORPHANED	RXS 8	ELA2
WITHOUT TC HOLDER — ORPHANED	S 40 A	ELA2
WITHOUT TC HOLDER — ORPHANED	S 49 A	ELA2
WITHOUT TC HOLDER — ORPHANED	S 50 A	ELA2
WITHOUT TC HOLDER — ORPHANED	S 52 A	ELA2

GROUP 4 HOT-AIR BALLOONS		
TC Holder	Model	Note
WITHOUT TC HOLDER — ORPHANED	S 52 A	ELA2
WITHOUT TC HOLDER — ORPHANED	S 60 A	ELA2
WITHOUT TC HOLDER — ORPHANED	S 66 A	ELA2
WITHOUT TC HOLDER — ORPHANED	S 71 A	ELA2
WITHOUT TC HOLDER — ORPHANED	S 77 A	ELA2
WITHOUT TC HOLDER — ORPHANED	SCB AX-6	ELA2
WITHOUT TC HOLDER — ORPHANED	SCB AX-7	ELA2
WITHOUT TC HOLDER — ORPHANED	SCB AX-8	ELA2
WITHOUT TC HOLDER — ORPHANED	SCB AX-9	ELA2

GROUP 4 GAS AIRSHIPS (other than those in Group 1)
ED Decision 2019/024/R

GROUP 4 GAS AIRSHIPS		
TC Holder	Model	Note
AMERICAN BLIMP CORPORATION	A-1-50	ELA2
AMERICAN BLIMP CORPORATION	A-1-70	ELA2
AMERICAN BLIMP CORPORATION	A-60	ELA2
AMERICAN BLIMP CORPORATION	A-60+	ELA2
CAMERON BALLOONS LIMITED	DG-14	ELA2
WDL LUFTSCHIFFGESELLSCHAFT MBH	P 4360 A	ELA2
WDL LUFTSCHIFFGESELLSCHAFT MBH	WDL I	ELA2
WDL LUFTSCHIFFGESELLSCHAFT MBH	WDL I B	ELA2

GROUP 4 HOT-AIR AIRSHIPS
ED Decision 2019/024/R

GROUP 4 HOT-AIR AIRSHIPS		
TC Holder	Model	Note
CAMERON BALLOONS LIMITED	AS 105 GD/4	ELA1
CAMERON BALLOONS LIMITED	AS 105 GD/6	ELA2
CAMERON BALLOONS LIMITED	AS 105 MkII	ELA1
CAMERON BALLOONS LIMITED	AS 120 MkII	ELA1
CAMERON BALLOONS LIMITED	AS 80 GD	ELA1
CAMERON BALLOONS LIMITED	AS 80 MkII	ELA1
CAMERON BALLOONS LIMITED	D-38	ELA1
CAMERON BALLOONS LIMITED	D-50	ELA1
CAMERON BALLOONS LIMITED	D-77	ELA1
CAMERON BALLOONS LIMITED	D-96	ELA1
CAMERON BALLOONS LIMITED	DP-50	ELA1
CAMERON BALLOONS LIMITED	DP-60	ELA1
CAMERON BALLOONS LIMITED	DP-70	ELA1
CAMERON BALLOONS LIMITED	DP-80	ELA1
CAMERON BALLOONS LIMITED	DP-90	ELA1
LINDSTRAND HOT AIR BALLOONS	HS-110	ELA1

Appendix II to AMC to Annex III — Aircraft Type Practical Experience and On-the-Job Training - List of Tasks

ED Decision 2023/019/R

1) Aircraft type practical experience

The tasks are divided in categories of aircraft:

- A) aeroplanes and helicopters
- B) sailplanes and powered sailplanes
- C) balloons and airships

A. SPECIFIC TASKS FOR AEROPLANES AND HELICOPTERS

Time limits/Maintenance checks

100 hour check (general aviation aircraft).

'B' or 'C' check (transport category aircraft).

Assist carrying out a scheduled maintenance check i.a.w. AMM.

Review Aircraft maintenance log for correct completion.

Review records for compliance with Airworthiness Directives.

Review records for compliance with component life limits.

Procedure for inspection following heavy landing.

Procedure for inspection following lightning strike.

Dimensions/Areas

Locate component(s) by zone/station number.

Perform symmetry check.

Lifting and Shoring

Assist in:

Jack aircraft nose or tail wheel.

Jack complete aircraft.

Sling or trestle major component.

Levelling/Weighing

Level aircraft.

Weigh aircraft.

Prepare weight and balance amendment.

Check aircraft against equipment list.

Towing and Taxiing

Prepare for aircraft towing.

Tow aircraft.

Be part of aircraft towing team.

Parking and mooring

Tie down aircraft.

Park, secure and cover aircraft.

Position aircraft in dock.

Secure rotor blades.

Placards and Markings

Check aircraft for correct placards.

Check aircraft for correct markings.

Servicing

Refuel aircraft.

Defuel aircraft.

Carry out tank to tank fuel transfer.

Check/adjust tire pressures.

Check/replenish oil level.

Check/replenish hydraulic fluid level.

Check/replenish accumulator pressure.

Charge pneumatic system.

Grease aircraft.

Connect ground power.

Service toilet/water system

Perform pre-flight/daily check.

Vibration and Noise Analysis

Analyse helicopter vibration problem.

Analyse noise spectrum.

Analyse engine vibration.

Air Conditioning

Replace combustion heater.

Replace flow control valve.

Replace outflow valve.

Replace safety valve.

Replace vapour cycle unit.

Replace air cycle unit.

Replace cabin blower.
Replace heat exchanger.
Replace pressurisation controller.
Clean outflow valves.
Deactivate/reactivate cargo isolation valve.
Deactivate/reactivate avionics ventilation components.
Check operation of air conditioning/heating system.
Check operation of pressurisation system.
Troubleshoot faulty system.

Auto flight

Install servos.
Rig bridle cables Replace controller.
Replace amplifier.
Replacement of the auto flight system LRUs in case of fly-by-wire aircraft.
Check operation of auto-pilot.
Check operation of auto-throttle/auto-thrust.
Check operation of yaw damper.
Check and adjust servo clutch.
Perform autopilot gain adjustments.
Perform mach trim functional check.
Troubleshoot faulty system.
Check autoland system.
Check flight management systems.
Check stability augmentation system.

Communications

Replace VHF COM unit.
Replace HF COM unit.
Replace existing antenna.
Replace static discharge wicks.
Check operation of radios.
Perform antenna VSWR check.
Perform SELCAL operational check.
Perform operational check of passenger address system.
Functionally check audio integrating system.
Repair coaxial cable.

Troubleshoot faulty system.

Check SATCOM.

Electrical Power

Charge lead/acid battery.

Charge Ni-Cad battery.

Check battery capacity.

Deep-cycle Ni-Cad battery.

Replace integrated drive/generator/alternator.

Replace switches.

Replace circuit breakers.

Adjust voltage regulator.

Change voltage regulator.

Amend electrical load analysis report.

Repair/replace electrical feeder cable.

Troubleshoot faulty system.

Perform functional check of integrated drive/generator/alternator.

Perform functional check of voltage regulator.

Perform functional check of emergency generation system.

Equipment/Furnishings

Replace carpets

Replace crew seats.

Replace passenger seats.

Check inertia reels.

Check seats/belts for security.

Check emergency equipment.

Check ELT for compliance with regulations.

Repair toilet waste container.

Remove and install ceiling and sidewall panels.

Repair upholstery.

Change cabin configuration.

Replace cargo loading system actuator.

Test cargo loading system.

Replace escape slides/ropes.

Fire protection

Check fire bottle contents.

Check/test operation of fire/smoke detection and warning system.

Check cabin fire extinguisher contents.

Check lavatory smoke detector system.

Check cargo panel sealing.

Install new fire bottle.

Replace fire bottle squib.

Troubleshoot faulty system.

Inspect engine fire wire detection systems.

Flight Controls

Inspect primary flight controls and related components i.a.w. AMM.

Extending/retracting flaps & slats.

Replace horizontal stabiliser.

Replace spoiler/lift damper.

Replace elevator.

Deactivation/reactivation of aileron servo control.

Replace aileron.

Replace rudder.

Replace trim tabs.

Install control cable and fittings.

Replace slats.

Replace flaps.

Replace powered flying control unit.

Replace flat actuator.

Rig primary flight controls.

Adjust trim tab.

Adjust control cable tension.

Check control range and direction of movement.

Check for correct assembly and locking.

Troubleshoot faulty system.

Functional test of primary flight controls.

Functional test of flap system.

Operational test of the side stick assembly.

Operational test of the THS.

THS system wear check.

Fuel

Water drain system (operation).
Replace booster pump.
Replace fuel selector.
Replace fuel tank cells.
Replace/test fuel control valves.
Replace magnetic fuel level indicators.
Replace water drain valve.
Check/calculate fuel contents manually.
Check filters.
Flow check system.
Check calibration of fuel quantity gauges.
Check operation feed/selectors.
Check operation of fuel dump/jettison system.
Fuel transfer between tanks.
Pressure defuel.
Pressure refuel (manual control).
Deactivation/reactivation of the fuel valves (transfer defuel, X-feed, refuel).
Troubleshoot faulty system.

Hydraulics

Replace engine driven pump.
Check/replace case drain filter.
Replace standby pump.
Replace hydraulic motor pump/generator.
Replace accumulator.
Check operation of shut off valve.
Check filters/clog indicators.
Check indicating systems.
Perform functional checks.
Pressurisation/depressurisation of the hydraulic system.
Power Transfer Unit (PTU) operation.
Replacement of PTU.
Troubleshoot faulty system.

Ice and rain protection

Replace pump.
Replace timer.
Inspect repair propeller deice boot.
Test propeller de-icing system.
Inspect/test wing leading edge de-icer boot.
Replace anti-ice/deice valve.
Install wiper motor.
Check operation of systems.
Operational test of the pitot-probe ice protection.
Operational test of the TAT ice protection.
Operational test of the wing ice protection system.
Assistance to the operational test of the engine air-intake ice protection (with engines operating).
Troubleshoot faulty system.

Indicating/recording systems

Replace flight data recorder.
Replace cockpit voice recorder.
Replace clock.
Replace master caution unit.
Replace FDR.
Perform FDR data retrieval.
Troubleshoot faulty system.
Implement ESDS procedures.
Inspect for HIRF requirements.
Start/stop EIS procedure.
Bite test of the CFDIU.
Ground scanning of the central warning system.

Landing Gear

Build up wheel.
Replace main wheel.
Replace nose wheel.
Replace steering actuator.
Replace truck tilt actuator.
Replace gear retraction actuator.
Replace uplock/downlock assembly.

Replace shimmy damper.
Rig nose wheel steering.
Functional test of the nose wheel steering system.
Replace shock strut seals.
Replace brake unit.
Replace brake control valve.
Bleed brakes.
Replace brake fan.
Test anti-skid unit.
Test gear retraction.
Change bungees.
Adjust micro switches/sensors.
Charge struts with oil and air.
Troubleshoot faulty system.
Test auto-brake system.
Replace rotorcraft skids.
Replace rotorcraft skid shoes.
Pack and check floats.
Flotation equipment.
Check/test emergency blowdown (emergency landing gear extension).
Operational test of the landing gear doors.

Lights

Repair/replace rotating beacon.
Repair/replace landing lights.
Repair/replace navigation lights.
Repair/replace interior lights.
Replace ice inspection lights.
Repair/replace logo lights.
Repair/replace emergency lighting system.
Perform emergency lighting system checks.
Troubleshoot faulty system

Instruments

Troubleshoot faulty system.
Calibrate magnetic direction indicator.
Replace airspeed indicator.

Replace altimeter.
Replace air-data computer.
Replace ADI.
Replace HSI.
Check pitot static system for leaks.
Check operation of directional gyro.
Check calibration of pitot static instruments.
Compass replacement direct/indirect.
Functional check flight director system.

Surveillance

Troubleshoot faulty system.
Functional check weather radar.
Functional check doppler.
Functional check TCAS.
Functional check ATC transponder.
Check calibration of pressure altitude reporting system.

Navigation

Functional check inertial navigation system.
Complete quadrantal error correction of ADF system.
Check GPS.
Test AVM.
Check marker systems.
Functional check DME.

Oxygen

Inspect on board oxygen equipment.
Purge and recharge oxygen system.
Replace regulator.
Replace oxygen generator.
Test crew oxygen system.
Perform auto oxygen system deployment check.
Troubleshoot faulty system.

Pneumatic systems

Replace filter.
Replace air shut off valve.
Replace pressure regulating valve.

Replace compressor.
Recharge dessicator.
Adjust regulator.
Check for leaks.
Troubleshoot faulty system.

Vacuum systems

Inspect the vacuum system i.a.w. AMM.
Replace vacuum pump.
Check/replace filters.
Adjust regulator.
Troubleshoot faulty system.

Water/Waste

Replace water pump.
Replace tap.
Replace toilet pump.
Perform water heater functional check.
Troubleshoot faulty system.
Inspect waste bin flap closure.

Central Maintenance System

Retrieve data from CMU.
Replace CMU.
Perform Bite check.
Troubleshoot faulty system.

Airborne Auxiliary power

Install APU.
Inspect hot section.
Troubleshoot faulty system.

Structures

Assessment of damage.
Sheet metal repair.
Fibre glass repair.
Wooden repair.
Fabric repair.
Recover fabric control surface.
Treat corrosion.

Apply protective treatment.

Doors

Inspect passenger door i.a.w. AMM.

Rig/adjust locking mechanism.

Adjust air stair system.

Check operation of emergency exits.

Test door warning system.

Troubleshoot faulty system.

Remove and install passenger door i.a.w. AMM.

Remove and install emergency exit i.a.w. AMM.

Inspect cargo door i.a.w. AMM.

Windows

Replace windshield.

Replace direct vision window.

Replace cabin window.

Repair transparency.

Wings

Skin repair.

Recover fabric wing.

Replace tip.

Replace rib.

Replace integral fuel tank panel.

Check incidence/rig.

Propeller

Assemble prop after transportation.

Replace propeller.

Replace governor.

Adjust governor.

Perform static functional checks.

Check operation during ground run.

Check track.

Check setting of micro switches.

Assessment of blade damage i.a.w. AMM.

Dynamically balance prop.

Troubleshoot faulty system.

Main Rotors

Install rotor assembly.
Replace blades.
Replace damper assembly.
Check track.
Check static balance.
Check dynamic balance.
Troubleshoot.

Rotor Drive

Replace mast.
Replace drive coupling.
Replace clutch/freewheel unit
Replace drive belt.
Install main gearbox.
Overhaul main gearbox.
Check gearbox chip detectors.

Tail Rotors

Install rotor assembly.
Replace blades.
Troubleshoot.

Tail Rotor Drive

Replace bevel gearbox.
Replace universal joints.
Overhaul bevel gearbox.
Install drive assembly.
Check chip detectors.
Check/install bearings and hangers.
Check/service/assemble flexible couplings.
Check alignment of drive shafts.
Install and rig drive shafts.

Rotorcraft flight controls

Install swash plate.
Install mixing box.
Adjust pitch links.
Rig collective system.

Rig cyclic system.
Rig anti-torque system.
Check controls for assembly and locking.
Check controls for operation and sense.
Troubleshoot faulty system.

Power Plant

Build up ECU.
Replace engine.
Repair cooling baffles.
Repair cowling.
Adjust cowl flaps.
Repair faulty wiring.
Troubleshoot.
Assist in dry motoring check.
Assist in wet motoring check.
Assist in engine start (manual mode).

Piston Engines

Remove/install reduction gear.
Check crankshaft run-out.
Check tappet clearance.
Check compression.
Extract broken stud.
Install helicoil.
Perform ground run.
Establish/check reference RPM.
Troubleshoot.

Turbine Engines

Replace module.
Replace fan blade.
Hot section inspection/boroscope check.
Carry out engine/compressor wash.
Carry out engine dry cycle.
Engine ground run.
Establish reference power.
Trend monitoring/gas path analysis.

Troubleshoot.

Fuel and control, piston

Replace engine driven pump.
Adjust AMC.
Adjust ABC.
Install carburettor/injector.
Adjust carburettor/injector.
Clean injector nozzles.
Replace primer line.
Check carburettor float setting.
Troubleshoot faulty system.

Fuel and control, turbine

Replace FCU.
Replace Engine Electronic Control Unit (FADEC).
Replace Fuel Metering Unit (FADEC).
Replace engine driven pump.
Clean/test fuel nozzles.
Clean/replace filters.
Adjust FCU.
Troubleshoot faulty system.
Functional test of FADEC.

Ignition systems, piston

Change magneto.
Change ignition vibrator.
Change plugs.
Test plugs.
Check H.T. leads.
Install new leads.
Check timing.
Check system bonding.
Troubleshoot faulty system.

Ignition systems, turbine

Perform functional test of the ignition system.
Check glow plugs/ignitors.
Check H.T. leads.

Check ignition unit.

Replace ignition unit.

Troubleshoot faulty system.

Engine Controls

Rig thrust lever.

Rig RPM control.

Rig mixture HP cock lever.

Rig power lever.

Check control sync (multi-eng).

Check controls for correct assembly and locking.

Check controls for range and direction of movement.

Adjust pedestal micro-switches.

Troubleshoot faulty system.

Engine Indicating

Replace engine instruments(s).

Replace oil temperature bulb.

Replace thermocouples.

Check calibration.

Troubleshoot faulty system.

Exhaust, piston

Replace exhaust gasket.

Inspect welded repair.

Pressure check cabin heater muff.

Troubleshoot faulty system.

Exhaust, turbine

Change jet pipe.

Change shroud assembly.

Install trimmers.

Inspect/replace thrust reverser.

Replace thrust reverser component.

Deactivate/reactivate thrust reverser.

Operational test of the thrust reverser system.

Oil

Change oil.

Check filter(s).

Adjust pressure relief valve.
Replace oil tank.
Replace oil pump.
Replace oil cooler.
Replace firewall shut off valve.
Perform oil dilution test.
Troubleshoot faulty system.

Starting

Replace starter.
Replace start relay.
Replace start control valve.
Check cranking speed.
Troubleshoot faulty system.

Turbines, piston engines

Replace PRT.
Replace turbo-blower.
Replace heat shields.
Replace waste gate.
Adjust density controller.

Engine water injection

Replace water/methanol pump.
Flow check water/methanol system.
Adjust water/methanol control unit.
Check fluid for quality.
Troubleshoot faulty system

Accessory gear boxes

Replace gearbox.
Replace drive shaft.
Inspect magnetic chip detector.

APU

Removal/installation of the APU.
Removal/installation of the inlet guide-vane actuator.
Operational test of the APU emergency shut-down test.
Operational test of the APU.

B. SPECIFIC TASKS FOR SAILPLANES AND POWERED SAILPLANES

Structures	Wooden/metal tube and fabric/composite/metallic
General activities	
Placards check or replace	X
Weighing, weight & balance sheet	X
Documentation of annual inspection, repair	X
Review records for compliance with airworthiness directives	X
Five annual inspections	X
Inspection after an occurrence	X
Dismantling/reinstallation of wings and empennages	X
Leveling and weighing	
Level the sailplane	X
Weighing, weight & balance sheet	X
Prepare a weight and balance amendment	X
Check the list of equipment	X
Flight controls and flight control systems	
Aileron, flaps: Removal — Balancing — Reinstallation	X
Elevator: Removal — Balancing — Reinstallation	X
Rudder: Removal — Balancing — Reinstallation	X
Rudder cable: Fabrication and installation	X
Elevator pushrod: Installation	X
Safeguarding of pins, screws, castellated nuts	X
Sealing of gaps	X
Electrical systems	
Electrical components, wiring: Removal — Installation	X
Batteries — Servicing	X
Avionics systems	
COM: Removal — Installation	X
NAV: Removal — Installation	X
XPDR: Removal — Installation	X
Antenna/antenna cable: Removal — Installation	X
Cabin equipment/systems	
Belts/safety harnesses: Removal — Installation	X
Oxygen system removal installation — Test	X
Canopy replacement or repair	X
Pitot/static system: Removal — Installation — Test	X
Flight instruments: Removal — Installation	X
Installation of approved equipment	X
Compass: Installation — Compensation	X
Tow release: Removal — Installation	X
Water ballast system: Removal — Installation — Test	X
Undercarriage: Removal — Installation	X
Brake system: Replacement of components	X
Fuel — Engine — Propeller — Engine — Instruments	X

Structures	Wooden/metal tube and fabric/composite/metallic
Refer to the tasks related to propeller, piston engine, fuel and control, ignition, engine indications and exhaust, which are contained in Table A 'Specific tasks for aeroplanes'	
Verification and adjustment of folding system of powered sailplanes	x
Wooden structures/Metal tubes and fabric	
Inspection/testing for damages	x
Rib structure repair	x
Plywood skin repair	x
Recover or repair structure with fabric	x
Protective coating and finishing	x
Install patch on fabric material	x
Repair of fairings	x
Composite structures	
Laminate repair	x
Sandwich structure repair	x
Partial gel coat repair	x
Complete gel coating	x
Repair of fairings	x
Metal structures	
Crack testing	x
Repair of covering	x
Drilling cracks	x
Riveting jobs	x
Bonding of structures	x
Anti-corrosion treatment	x
Repair of fairings	x

C. SPECIFIC TASKS FOR BALLOONS AND AIRSHIPS

Tasks	Balloon		Airship	
	Hot-air	Gas (free/tethered)	Hot-air	Gas
General activities:				
Functionality test of aircraft (*)	x	x	x	x
Placards check or replacement	x	x	x	x
Documentation annual inspection, repair, ADs, equipment (*)	x	x	x	x
Classification repair (*)	x	x	x	x
Weighing:				
Weighing and weighing report (*)	x	x	x	x
Servicing:				
Lubrication of controls when applicable		x	x	x
Cleaning of envelope, basket, burner	x	x	x	x
Inspections:				
Eight annual inspections (covering at least three different types) (*)	x			
Five annual inspections (covering at least two different types) (*)		x (free)		
Three annual inspections (covering at least two different types) (*)		x (tethered)	x	
Two annual inspections (*)				x
Strength test of envelope fabric (*)	x	x	x	x
Flight control systems: Removal — Inspection — Reinstallation				
Control surface cable				x
Trim system				x
Safeguarding of pins, screws, castellated nuts (*)		x (tethered)	x	x
Stick and pedals				x
Hydromechanical control systems		x (tethered)		x
Ballonet control systems (*)		x (tethered)	x	x
Electrical control systems		x (tethered)		x
Valves (gas valve, turning vent, parachute or rip panel) (*)	x	x	x	x
Control and shroud lines and pulleys	x	x	x	x
Elevator — stabiliser (including balancing if applicable)				x
Rudder (including balancing if applicable)				x
Drag rope		x (free)		
Electrical system:				
Removal — installation of electrical wires		x (tethered)	x	x
Removal — installation of electrical components		x (tethered)	x	x

Tasks	Balloon		Airship	
	Hot-air	Gas (free/tethered)	Hot-air	Gas
Servicing of batteries	x	x	x	x
Communication system — transponder:				
Removal — installation of COM	x	x	x	x
Removal — installation of NAV				x
Removal — installation of XPDR	x	x	x	x
Installation of antenna	x	x	x	x
Replacement of antenna cable	x	x	x	x
Cabin — equipment:				
Pitot-static systems — tubes removal — installation — replacement				x
Flight instruments: removal — installation — replacement	x	x	x	x
Installation of an approved system	x	x	x	x
Magnetic compass installation — compensation				x
Fire extinguisher	x		x	x
Ballast — replacement of:				
Water ballast (when applicable)				x
Sand/shot ballast (when applicable)		x		x
Valves — inspection and rigging of valves				x
Envelope:				
Inspection and repair of envelope panels/gores/seams	x	x	x	x
Inspection and repair of load tapes and attachment points	x	x	x	x
Inspection and repair of deflation system	x	x	x	
Inspection and repair of net		x		
Inspection and repair of mooring system		x (tethered)		
Electrostatic conductivity test (if type is approved for hydrogen) (*)		x		x
Ballonet inspection and repair		x		x
Inspection and fabrication of a suspension cable or rope	x	x	x	x
Inspection and fabrication of a catena			x	x
Load ring/frame:				
Crack detection (welded and machined parts) (*)	x	x	x	
Heater system:				
Removal, inspection and reinstallation	x		x	
Inspection and cleaning of vaporiser and filter (*)	x		x	
Inspection and replacement of hoses (*)	x		x	
Inspection and replacement of pilot flame ignition unit (*)	x		x	

Tasks	Balloon		Airship	
	Hot-air	Gas (free/tethered)	Hot-air	Gas
Sealing of fittings (*)	x		x	
Pressure and leak test (*)	x		x	
Disassembly and assembly of fuel cell (*)	x		x	
10-year inspection of fuel cell	x		x	
Basket/gondola:				
Removal, inspection and reinstallation (as applicable)	x	x	x	x
Inspection and fabrication of a suspension cable or rope (*)	x	x		
Removal — installation of padding	x	x		
Removal — installation of belts — safety harness			x	x
Removal — installation of essential elements of the cabin	x	x	x	x
Inspection and fabrication of a basket wire	x	x		
Inspection of operational equipment and its fixation points	x	x	x	x
Crack detection and repair (welded parts and frames)	x	x	x	x
Landing gear:				
Removal, inspection and reinstallation of wheels		x (tethered)	x	x
Removal, inspection and reinstallation of brakes				x
Removal, inspection and reinstallation of shock absorbers				x
Fuel — Engine — Propeller — Engine instrument systems:				
Refer to tasks in blocks for aeroplanes			x	x
Wood structure:				
Structure repair	x	x		
Protective coating				
Composite structure:				
Laminate repair		x (tethered)		x
Sandwich structure repair		x (tethered)		x
Metallic structures:				
Crack detection (welded and machined parts)	x	x	x	x
Riveting jobs			x	x
Bonding of structures		x	x	x
Anticorrosion treatment		x (tethered)	x	x
Repair of fairings		x (tethered)		x
Engine:				
Tasks for aeroplanes of comparable certification level			x	x
Exhaust system:				

Tasks	Balloon		Airship	
	Hot-air	Gas (free/tethered)	Hot-air	Gas
Tasks for aeroplanes of comparable certification level			x	x
Propeller:				
Tasks for aeroplanes of comparable certification level			x	x
Fuel system:				
Tasks for aeroplanes of comparable certification level			x	x
Hydraulic system:				
Tasks for aeroplanes of comparable certification level			x	x
Pneumatic system:				
Tasks for aeroplanes of comparable certification level			x	x
Winch system:				
Witness winch inspection		x (tethered)		

2) List of tasks for OJT

The minimum list of tasks should be selected from the table below according to the following procedures and criteria:

- (i) Filter the ATA chapters (or sub-chapters, when required) applicable to the specific aircraft type (add others if they are missing).
- (ii) Identify relevant and significant tasks for each required category of INS, FOT, SGH, R/I, MEL and TS.
- (iii) Retain the required percentage for each task category, and throughout ATA chapters, as much as relevant to the particular aircraft type.

The selection of tasks should give precedence to tasks which are critical and complex in terms of:

- difficulty to execute;
- interpretation of the maintenance procedures / work instructions;
- specific tools and equipment;
- coordination among maintenance staff (teamwork);
- human factors (accessibility, human-machine interface (HMI), etc.);
- safety impact on the aircraft and the crew.

Removal and installation tasks include the final confirmation test, if required.

Credit may be given for similar tasks between ATA systems (e.g. pneumatic valves in ATA 21, 30 and 36), but this should be kept to a minimum.

Some tasks may be performed on another aircraft type as long as both the system and the task are similar.

The following table provides an acceptable method of selection of OJT tasks for B1 and B2 AML categories, per ATA chapter or sub-chapters, as required by point 6.2(e) of Appendix III to Annex III.

OJT TASK SELECTION												
ATA Chapters	B1						B2					
	INS	FOT	SGH	R/I	MEL	TS	INS	FOT	SGH	R/I	MEL	TS
Requirements: % of task categories	75 %	50 %	50 %	50 %	25 %	25 %	75 %	50 %	50 %	50 %	25 %	25 %
Introduction subjects:												
05 Time limits / maintenance checks (see Note below)	X	—	—	—	—	—	X	—	—	—	—	—
06 Dimensions/ areas	X	—	—	—	—	—	X	—	—	—	—	—
07 Lifting and shoring	X	—	—	—	—	—	X	—	—	—	—	—
08 Levelling and weighing	—	—	X	—	—	—	X	—	X	—	—	—
09 Towing and taxiing	—	—	X	—	—	—	—	—	X	—	—	—
10 Parking/mooring, storing and return to service	—	—	X	—	—	—	—	—	X	—	—	—
11 Placards and markings	X	—	—	—	—	—	X	—	—	—	—	—
12 Servicing	—	—	X	—	—	—	—	—	X	—	—	—
20 Standard practices — only type particular (ATA 50 or 60)	X	—	X	—	—	—	X	—	X	—	—	—
Rotorcraft (only):												
18 Vibration and noise analysis (blade tracking)	—	—	—	—	—	X	—	—	—	—	—	—
62 Rotors												
62-10 Rotor blades	X	—	—	X	—	—	—	—	—	—	—	—
62-20 Rotor head(s)	X	—	—	X	—	—	—	—	—	—	—	—
62-30 Rotor shaft(s) / swashplate assy(s)	X	—	—	X	—	—	—	—	—	—	—	—
62-40 Indicating	—	X	X	—	X	X	—	—	—	—	—	X
63 Rotor drives												
63-10 Engine/gearbox couplings	X	—	X	X	—	—	—	—	—	—	—	—
63-20 Gearbox(es)	X	—	X	X	—	—	—	—	—	—	—	—
63-30 Mounts, attachments	X	—	X	—	—	—	—	—	—	—	—	—

OJT TASK SELECTION												
ATA Chapters	B1						B2					
	INS	FOT	SGH	R/I	MEL	TS	INS	FOT	SGH	R/I	MEL	TS
Requirements: % of task categories	75 %	50 %	50 %	50 %	25 %	25 %	75 %	50 %	50 %	50 %	25 %	25 %
63-40 Indicating	—	X	—	—	X	X	—	—	—	—	—	X
63-50 Rotor brake	X	—	—	X	—	—	—	—	—	—	—	—
63-60 Drain lines	X	—	—	—	—	—	—	—	—	—	—	—
64 Tail rotor												
64-10 Rotor blades	X	—	X	X	—	—	—	—	—	—	—	—
64-20 Rotor head	X	—	—	X	—	—	—	—	—	—	—	—
64-40 Indicating	—	X	—	X	X	X	—	—	—	—	—	X
65 Tail-rotor drive												
65-10 Shafts	X	—	X	X	—	—	—	—	—	—	—	—
65-20 Gearboxes	X	—	X	X	—	—	—	—	—	—	—	—
65-40 Indicating	—	X	—	—	X	X	—	—	—	—	—	X
66 Folding blades / pylon												
66-10 Rotor blades	X	—	—	X	—	—	—	—	—	—	—	—
66-20 Tail pylon	X	—	—	—	—	—	—	—	—	—	—	—
66-30 Controls and indicating	—	X	—	—	—	X	—	—	—	—	—	X
67 Rotors flight control												
67-10 Rotor	X	—	—	—	—	—	—	—	—	—	—	—
67-20 Antitorque rotor control (yaw control)	X	—	—	—	—	X	—	—	—	—	—	—
67-30 Servocontrol system	X	—	—	—	—	X	—	—	—	—	—	—
Airframe systems:												
21 Air conditioning												
21-10 Compression	—	—	X	X	—	X	—	—	—	—	—	—
21-20 Distribution	—	X	—	X	—	—	—	—	—	—	—	—
21-30 Pressurisation control	—	X	—	X	—	X	—	—	—	—	—	—
21-40 Heating	—	—	—	X	—	—	—	—	—	—	—	—
21-50 Cooling	—	—	—	X	—	—	—	—	—	—	—	—
21-60 Temperature control	—	X	—	X	—	X	—	—	—	—	—	—
22 Autoflight												
22-10 Autopilot	—	—	—	—	—	—	—	X	X	X	X	X

OJT TASK SELECTION												
ATA Chapters	B1						B2					
	INS	FOT	SGH	R/I	MEL	TS	INS	FOT	SGH	R/I	MEL	TS
Requirements: % of task categories	75 %	50 %	50 %	50 %	25 %	25 %	75 %	50 %	50 %	50 %	25 %	25 %
22-20 Speed attitude correction	—	—	—	—	—	—	—	X	—	—	—	X
22-30 Autothrottle	—	X	—	—	—	—	X	X	—	X	—	X
22-40 System monitor	—	—	—	—	—	—	—	X	—	—	—	X
22-50 Aerodynamic load alleviating	—	—	—	—	—	—	—	X	—	—	—	X
23 Communications												
23-10 Speech communications	—	X	—	—	—	—	—	X	—	X	—	X
23-15 SATCOM	—	X	—	—	—	—	X	X	—	X	—	X
23-20 Data transmission and automatic calling	—	X	—	—	—	—	—	X	—	X	—	X
23-30 Passenger address, entertainment and comfort	—	X	—	—	—	—	X	—	—	X	—	X
23-40 Interphone	—	X	—	—	—	—	X	—	—	X	—	X
23-50 Audio integrating	—	X	—	—	—	—	—	X	—	X	—	X
23-60 Static discharging	X	—	—	—	X	—	X	—	—	X	X	X
23-70 Audio and video monitoring	—	X	—	—	—	—	X	X	—	X	—	X
23-80 Integrated automatic tuning	—	—	—	—	—	—	—	X	—	X	—	X
24 Electrical power												
24-10 Generator drive	X	X	X	X	X	X	X	X	—	—	X	X
24-20 AC Generation	—	X	—	—	—	X	X	X	—	—	X	X
24-30 DC generation	—	X	—	X	—	X	X	X	—	X	X	X
24-40 External power	X	—	X	—	—	—	X	X	X	—	X	X
24-50 AC electrical load distribution	—	X	—	—	—	X	X	X	—	—	—	X
24-60 DC Electrical load distribution	—	X	—	—	—	X	X	X	—	—	—	X
25 Equipment and furnishings												

OJT TASK SELECTION												
ATA Chapters	B1						B2					
	INS	FOT	SGH	R/I	MEL	TS	INS	FOT	SGH	R/I	MEL	TS
Requirements: % of task categories	75 %	50 %	50 %	50 %	25 %	25 %	75 %	50 %	50 %	50 %	25 %	25 %
25-10 Flight compartment	X	X	X	X	X	—	X	X	—	—	—	—
25-20 Passenger compartment	X	—	—	X	—	—	—	—	—	—	—	—
25-30 Galley	X	X	—	X	—	—	X	X	—	—	—	—
25-40 Lavatories	X	X	—	—	—	—	X	—	—	—	—	—
25-50 Additional compartments	X	X	—	—	—	—	—	—	—	—	—	—
50-00 Cargo accessory compartment	X	—	—	—	—	—	—	—	—	—	—	—
50-10 Cargo compartments	X	—	—	—	—	—	—	—	—	—	—	—
50-20 Cargo loading systems	X	X	—	—	—	X	—	X	—	—	—	X
50-30 Cargo-related systems	X	—	—	—	—	—	—	—	—	—	—	—
50-50 Accessory	X	—	—	—	—	—	—	—	—	—	—	—
50-60 Insulation	X	—	—	—	—	—	—	—	—	—	—	—
25-60 Emergency	X	X	X	X	—	—	X	X	—	—	—	—
26 Fire protection												
26-10 Detection	—	X	-	X	—	X	—	X	—	—	—	X
26-20 Extinguishing	—	X	X	X	—	—	—	—	—	—	—	—
26-30 Explosion suppression	X	—	—	—	—	—	—	—	—	—	—	—
27 Flight controls												
27-10 Aileron and tab	X	X	—	X	—	X	—	X	—	—	—	—
27-20 Rudder and tab	X	X	—	X	—	X	—	X	—	—	—	—
27-30 Elevator and tab	X	X	—	X	—	X	—	X	—	—	—	—
27-40 Horizontal stabiliser	X	X	—	X	—	X	—	X	—	—	—	—
27-50 Flaps	X	X	—	X	—	X	—	X	—	—	—	—
27-60 Spoiler, drag devices and variable aerodynamic fairings	X	X	—	X	—	X	—	X	—	—	—	—

OJT TASK SELECTION												
ATA Chapters	B1						B2					
	INS	FOT	SGH	R/I	MEL	TS	INS	FOT	SGH	R/I	MEL	TS
Requirements: % of task categories	75 %	50 %	50 %	50 %	25 %	25 %	75 %	50 %	50 %	50 %	25 %	25 %
27-70 Gust lock and dampener	X	X	X	X	—	X	—	X	—	—	—	—
27-80 Lift augmenting	—	X	X	X	—	X	—	X	—	—	—	—
<u>28 Fuel systems</u>												
28-10 Storage	X	—	X	X	X	—	—	—	X	—	—	—
28-20 Distribution	—	—	—	X	—	—	—	X	—	—	—	—
28-30 Dump	X	—	—	—	—	—	—	—	—	—	—	—
28-40 Indicating	—	X	—	—	—	X	X	X	—	—	—	X
47-00 Nitrogen generation system	X	X	X	X	X	X	—	X	—	—	—	—
<u>29 Hydraulic power</u>												
29-10 Main	X	X	X	X	—	—	—	X	—	—	—	—
29-20 Auxiliary	—	X	X	X	—	—	—	X	—	—	—	—
29-30 Indicating	—	X	—	X	—	X	—	X	—	—	—	X
<u>30 Ice and rain protection</u>												
30-10 Aerofoil	X	X	—	X	—	—	—	—	—	—	—	—
30-20 Air intakes	X	X	—	—	—	—	—	—	—	—	—	—
30-30 Pitot and static	X	—	—	X	—	—	X	X	—	—	—	X
30-40 Windows, windshields and doors	—	X	—	X	—	—	—	X	—	—	—	X
30-50 Antennas and radomes	X	—	—	X	—	—	X	X	—	—	—	X
30-60 Propellers/rotors	X	—	—	—	—	—	—	—	—	—	—	—
30-70 Water lines	X	—	—	—	—	—	X	—	—	—	—	—
30-80 Detection	—	X	—	X	—	X	—	X	—	—	—	X
<u>31 Indicating/recording systems</u>												
31-10 Instrument and control panels	—	X	—	X	—	—	—	X	—	X	X	X
31-20 Independent instruments	—	X	—	—	—	—	—	X	—	X	—	X
31-30 Recorders	—	X	—	—	—	—	—	X	X	X	—	—

OJT TASK SELECTION												
ATA Chapters	B1						B2					
	INS	FOT	SGH	R/I	MEL	TS	INS	FOT	SGH	R/I	MEL	TS
Requirements: % of task categories	75 %	50 %	50 %	50 %	25 %	25 %	75 %	50 %	50 %	50 %	25 %	25 %
31-40 Central computers	—	—	—	—	—	—	—	X	—	X	—	X
31-50 Central warning systems	—	X	—	—	—	—	—	X	—	X	X	X
31-60 Central display systems	—	X	—	—	—	—	—	X	—	X	—	X
31-70 Automatic data reporting systems	—	—	—	—	—	—	—	X	X	X	—	X
32 Landing gear												
32-10 Main gear and doors	X	X	X	X	—	—	—	—	—	—	—	—
32-20 Nose gear and doors	X	X	X	X	—	—	—	—	—	—	—	—
32-30 Extension and retraction	X	X	—	X	—	X	—	—	—	—	—	—
32-40 Wheels and brakes	X	—	X	X	—	—	—	—	—	—	—	—
32-50 Steering	X	X	X	X	—	X	—	—	—	—	—	—
32-60 Position indication and warning	—	X	—	X	—	X	X	X	—	X	—	X
32-70 Supplementary gear	X	X	X	X	—	—	—	—	—	—	—	—
33 Lights												
33-10 Flight compartment	X	X	—	X	—	—	X	X	—	X	—	X
33-20 Passenger compartment	X	X	—	X	—	—	X	X	—	X	—	X
33-30 Cargo and service compartments	X	X	—	—	—	—	X	X	—	—	—	X
33-40 Exterior	X	X	—	X	—	—	X	X	—	—	—	X
33-50 Emergency lighting	X	—	—	X	—	—	X	X	—	X	—	X
34 Navigation												
34-10 Flight environment data	—	X	—	—	—	—	—	X	—	—	—	X
34-20 Attitude and direction	—	X	—	—	—	—	—	X	—	X	X	X
34-30 Landing and taxiing aids	—	—	—	—	—	—	—	X	—	X	X	X

OJT TASK SELECTION												
ATA Chapters	B1						B2					
	INS	FOT	SGH	R/I	MEL	TS	INS	FOT	SGH	R/I	MEL	TS
Requirements: % of task categories	75 %	50 %	50 %	50 %	25 %	25 %	75 %	50 %	50 %	50 %	25 %	25 %
34-40 Independent position determining	—	X	—	—	—	—	—	X	—	X	X	X
34-50 Dependent position determining	—	—	—	—	—	—	—	X	—	X	X	X
34-60 Flight management computing	—	X	—	—	—	—	—	X	X	X	X	X
<u>35 Oxygen</u>												
35-10 Crew	X	X	X	X	—	X	—	—	—	—	—	—
35-20 Passengers	X	X	—	X	—	—	—	—	—	—	—	—
35-30 Portable	X	—	—	—	—	—	—	—	—	—	—	—
<u>36 Pneumatic</u>												
36-10 Distribution	X	X	—	X	—	X	—	X	—	—	—	—
36-20 Indicating	—	X	—	X	—	X	X	X	—	—	—	X
<u>37 Vacuum</u>												
37-10 Distribution	—	X	—	X	—	X	—	—	—	—	—	—
37-20 Indicating	—	X	—	X	—	X	—	X	—	—	—	X
<u>38 Water/waste</u>												
38-10 Potable	—	X	X	X	—	—	—	X	—	—	—	—
38-20 Wash	—	—	—	—	—	—	—	—	—	—	—	—
38-30 Waste disposal	—	X	X	X	—	—	—	X	—	—	—	—
38-40 Air supply	X	X	—	—	—	—	—	—	—	—	—	—
<u>41 Water ballast</u>												
41-10 Storage	X	—	—	—	—	—	—	—	—	—	—	—
41-20 Dump	X	—	—	—	—	—	—	—	—	—	—	—
41-30 Indication	X	—	—	—	—	—	—	—	—	—	—	X
<u>42 Integrated modular avionics</u>												
42-30 External communication system	—	X	—	—	—	—	X	X	X	X	X	X
<u>44 Cabin systems</u>												
44-20 In-flight entertainment system	—	X	—	—	—	—	—	X	—	X	X	X
44-30 External communication system	—	X	—	—	—	—	—	X	—	X	X	X

OJT TASK SELECTION												
ATA Chapters	B1						B2					
	INS	FOT	SGH	R/I	MEL	TS	INS	FOT	SGH	R/I	MEL	TS
Requirements: % of task categories	75 %	50 %	50 %	50 %	25 %	25 %	75 %	50 %	50 %	50 %	25 %	25 %
44-40 Cabin mass memory system	—	—	—	—	—	—	—	X	—	X	X	X
44-50 Cabin monitoring system	—	—	—	—	—	—	—	X	—	X	X	X
44-60 Miscellaneous cabin system	—	—	—	—	—	—	—	X	—	X	X	X
<u>45 Onboard maintenance system</u>	—	X	—	—	—	—	—	X	—	X	X	X
<u>46 Information Systems</u>												
46-10 Aeroplane general information systems	—	—	—	—	—	—	—	X	—	X	X	X
46-20 Flight deck information systems	—	X	—	—	—	—	—	X	—	X	X	X
46-30 Maintenance information systems	—	X	—	—	—	—	—	X	—	X	X	X
46-40 Passenger cabin information systems	—	X	—	—	—	—	—	X	—	X	X	X
46-50 Miscellaneous information systems	—	—	—	—	—	—	—	X	—	X	X	X
Airframe structures:												
<u>52 Doors</u>												
52-10 Passenger/crew	X	—	X	X	X	—	—	—	—	—	—	—
52-20 Emergency exits	X	—	X	X	X	—	—	—	—	—	—	—
52-30 Cargo	X	—	—	—	—	—	—	—	—	—	—	—
52-40 Service and miscellaneous	X	—	—	—	—	—	—	—	—	—	—	—
52-50 Fixed interior	X	—	—	—	—	—	—	—	—	—	—	—
52-60 Entrance stairs	X	—	—	—	—	—	—	—	—	—	—	—
52-70 Monitoring and operation	—	X	—	—	—	—	X	X	—	—	—	X
52-80 Landing gear	X	—	X	—	—	—	—	—	—	—	—	—
<u>53 Fuselage</u>	X	—	—	—	—	X	—	—	—	—	—	—
<u>54 Nacelles/pylons</u>	X	—	—	—	—	—	—	—	—	—	—	—
<u>55 Stabilisers</u>	X	—	—	—	—	—	—	—	—	—	—	—
<u>56 Windows</u>	X	—	—	—	—	X	—	—	—	—	—	—

OJT TASK SELECTION												
ATA Chapters	B1						B2					
	INS	FOT	SGH	R/I	MEL	TS	INS	FOT	SGH	R/I	MEL	TS
Requirements: % of task categories	75 %	50 %	50 %	50 %	25 %	25 %	75 %	50 %	50 %	50 %	25 %	25 %
<u>57 Wings</u>	X	—	—	—	—	—	—	—	—	—	—	—
Auxiliary power units (APUs):												
49 Auxiliar power unit												
49-10 Power plant	X	X	—	X	X	X	—	X	—	—	—	—
49-20 Engine	X	X	—	X	—	—	—	—	—	—	—	—
49-30 Engine fuel and control	—	X	—	X	—	—	—	—	—	—	—	—
49-40 Ignition/starting	—	X	—	—	—	—	X	—	—	—	—	X
49-50 Air	X	—	—	—	—	—	—	—	—	—	—	—
49-60 Engine controls	—	—	—	X	—	—	—	—	—	—	—	—
49-70 Indicating	—	X	—	—	—	—	—	—	—	—	—	—
49-80 Exhaust	X	—	—	—	—	—	—	—	—	—	—	—
49-90 Oil	—	—	X	—	—	—	—	—	—	—	—	—
Turbine engines:												
<u>70 Standard practices and engine performance</u>	X	—	—	—	—	X	—	—	—	—	—	—
<u>71 Power plant</u>	X	—	X	—	—	—	—	—	—	—	—	—
71-10 Cowling	X	—	X	X	—	—	—	—	—	—	—	—
71-20 Mounts	X	—	—	—	—	—	—	—	—	—	—	—
71-30 Fire seals	X	—	—	—	—	—	—	—	—	—	—	—
71-40 Attach fittings	X	—	—	—	—	—	—	—	—	—	—	—
71-50 Electrical harness	X	X	—	X	—	—	X	—	—	—	—	X
71-60 Air intakes	X	—	—	—	—	—	—	—	—	—	—	—
72T Engine turbine / turboprop / ducted fan / unducted fan	X	—	X	X	—	—	—	—	—	—	—	—
<u>73 Engine fuel and control</u>												
73-10 Distribution	X	—	—	—	—	—	—	—	—	—	—	—
73-20 Controlling (FADEC)	X	X	—	X	X	X	—	X	—	—	—	X
73-30 Indicating	X	X	—	—	X	—	—	X	—	—	—	X

OJT TASK SELECTION												
ATA Chapters	B1						B2					
	INS	FOT	SGH	R/I	MEL	TS	INS	FOT	SGH	R/I	MEL	TS
Requirements: % of task categories	75 %	50 %	50 %	50 %	25 %	25 %	75 %	50 %	50 %	50 %	25 %	25 %
<u>74 Ignition</u>												
74-10 Electrical power	X	X	—	X	—	—	X	X	—	—	—	X
74-20 Distribution	X	X	—	—	—	—	X	X	—	—	—	X
74-30 Switching	X	X	—	X	—	—	X	X	—	—	—	X
<u>75 Air</u>												
75-10 Engine anti-icing	X	X	—	X	X	X	—	—	—	—	—	—
75-20 Cooling	X	—	—	—	—	—	—	—	—	—	—	—
75-30 Compressor control	—	X	—	—	—	—	—	—	—	—	—	—
75-40 Indicating	—	X	—	—	—	—	—	X	—	—	—	X
<u>76 Engine controls</u>												
76-10 Power control (FADEC)	—	X	—	—	X	—	—	X	—	—	—	X
76-20 Emergency shutdown	—	—	—	—	X	—	—	—	—	—	—	—
77 Engine indicating	—	X	—	—	X	X	X	X	—	—	X	X
<u>78 Exhaust</u>												
78-30 Thrust reverser	X	—	—	X	X	X	—	X	—	—	—	X
79 Oil	X	—	X	X	—	—	—	—	—	—	—	—
80 Starting	X	X	—	X	X	X	—	—	—	—	—	—
83 Accessory gearboxes	X	—	X	X	—	—	—	—	—	—	—	—
Piston engines:												
70 Standard practices and engine performance	X	—	—	—	—	X	—	—	—	—	—	—
71 Power plant	X	—	X	—	—	—	—	—	—	—	—	—
71-10 Cowling	X	—	X	X	—	—	—	—	—	—	—	—
71-20 Mounts	X	—	—	—	—	—	—	—	—	—	—	—
71-30 Fire seals	X	—	—	—	—	—	—	—	—	—	—	—
71-40 Attach fittings	X	—	—	—	—	—	—	—	—	—	—	—
71-50 Electrical harness	X	X	—	X	—	—	X	—	—	—	—	X
71-60 Air intakes	X	—	—	—	—	—	—	—	—	—	—	—

OJT TASK SELECTION												
ATA Chapters	B1						B2					
	INS	FOT	SGH	R/I	MEL	TS	INS	FOT	SGH	R/I	MEL	TS
Requirements: % of task categories	75 %	50 %	50 %	50 %	25 %	25 %	75 %	50 %	50 %	50 %	25 %	25 %
72R Engine — reciprocating	X	—	X	X	—	—	—	—	—	—	—	—
73 Engine fuel and control	X	X	—	X	X	X	—	—	—	—	—	—
73-10 Distribution	X	—	—	—	—	—	—	—	—	—	—	—
73-20 Controlling (FADEC)	X	X	—	X	X	X	—	X	—	—	—	X
73-30 Indicating	X	X	—	—	X	—	X	X	—	—	—	X
74 Ignition												
74-10 Electrical power	X	X	—	X	—	X	X	X	—	—	—	X
74-20 Distribution	X	X	—	—	—	—	X	X	—	—	—	X
74-30 Switching	X	X	—	X	—	—	X	X	—	—	—	X
76 Engine controls	X	X	—	X	—	X	—	X	—	—	—	X
77 Engine indicating	—	X	—	—	X	X	X	X	—	—	X	X
78 Exhaust	X	—	—	—	—	—	—	—	—	—	—	—
79 Oil	X	—	X	X	—	—	—	—	—	—	—	—
80 Starting	X	X	—	X	X	X	—	—	—	—	—	—
81 Turbines (reciprocating engine)	X	X	X	X	—	—	—	—	—	—	—	—
83 Accessory gearboxes	X	—	X	X	—	—	—	—	—	—	—	—
Propellers:												
61 Propellers/propulsion												
61-10 Propeller assembly	X	—	X	X	—	—	—	—	—	—	—	—
61-20 Controlling	—	—	—	X	X	—	—	—	—	—	—	—
61-30 Braking	X	—	—	—	—	—	—	—	—	—	—	—
61-40 Indicating	—	X	—	—	X	X	—	X	—	—	—	X
61-50 Propulsor duct	X	—	—	—	—	—	—	—	—	—	—	—
61B Propeller pitch control	—	X	—	X	X	X	—	—	—	—	—	—
61C Propeller synchronising	—	X	—	—	—	X	—	X	—	—	—	X
61D Propeller electronic control	—	X	X	X	X	X	—	X	—	—	—	X

OJT TASK SELECTION												
ATA Chapters	B1						B2					
	INS	FOT	SGH	R/I	MEL	TS	INS	FOT	SGH	R/I	MEL	TS
Requirements: % of task categories	75 %	50 %	50 %	50 %	25 %	25 %	75 %	50 %	50 %	50 %	25 %	25 %
61E Propeller ice protection	X	X	—	—	X	X	—	—	—	—	—	—

Note: For ATA Chapter 5, select at least one task from category (a), two tasks from category (b), and three tasks from category (c):

- (a) Perform and/or assist in performing a scheduled maintenance check:
- accomplishment of 100-hour check (general aviation (GA) aircraft);
 - accomplishment of a ‘daily’ or ‘weekly’, ‘service’, ‘transit’ or equivalent check;
 - active participation in a scheduled check, e.g.: ‘A-Check’, ‘B-Check’, ‘C-Check’ or the equivalent of a base maintenance check.
- (b) Review the aircraft maintenance log for correct completion:
- closure of MEL/CDL items;
 - dent and buckle chart review, including inspections on fuselage and skin damages assessment in accordance with the SRM;
 - fuel or oil leakage tests.
- (c) Perform unscheduled inspection following:
- hard landing;
 - overweight taxiing;
 - bird/hail strike;
 - aborted take-off;
 - high-energy stop;
 - wheel-bearing failure;
 - exceedance of max NLG steering angle;
 - landing gear shimmy/vibrations;
 - lightning strike / HIRF;
 - tail strike;
 - winglet strike;
 - severe turbulence / extreme high winds;
 - airframe vibrations;
 - ice/snow conditions;
 - flight control overspeed down;

- hot-air duct rupture;
- relief pressure panels open;
- mercury spillage;
- galley spill;
- hydraulic fluid reaction with titanium;
- cabin overpressure;
- exceedance of fuel imbalance;
- smoke/fumes in the cabin;
- abnormal doors operations;
- ferry flight maintenance;
- others.

GM1 Appendix II to AMC to Annex III — Aircraft Type Practical Experience and On-the-Job Training — List of Tasks

ED Decision 2023/019/R

The following list represents an example of OJT tasks for B1.1 and B2 (Aeroplanes Turbine) AML categories. The list is not exhaustive, nor tailored to a specific aircraft type, and should be reviewed and adjusted as necessary.

Task No	ATA chapter	Task description	B1.1	B2
1	05 Time limits / maintenance checks	Perform (assist) in A-Check	X	X
2	05 Time limits / maintenance checks	Close MEL/CDL item	X	X
3	05 Time limits / maintenance checks	Review Dent & Buckle chart	X	—
4	05 Time limits / maintenance checks	Perform bird strike inspection	X	—
5	05 Time limits / maintenance checks	Perform lightning strike inspection	X	X
6	05 Time limits / maintenance checks	Perform tail strike inspection	X	—
7	05 Time limits / maintenance checks	Review AD compliance	X	X
8	06 Dimensions/areas	Locate component by station number	X	X
9	07 Lifting and shoring	Jack aircraft wheel	X	—
10	07 Lifting and shoring	Jack the aircraft	X	—
11	08 Levelling and weighing	Level the aircraft	X	—
12	08 Levelling and weighing	Weigh the aircraft (including W&B amendment)	X	—
13	08 Levelling and weighing	Check the aircraft against equipment list	X	X

Task No	ATA chapter	Task description	B1.1	B2
14	09 Towing and taxiing	Tow the aircraft (including preparation)	X	—
15	10 Parking/mooring, storing and return to service	Park aircraft (including applying applicable protections to parking duration)	X	—
16	10 Parking/mooring, storing and return to service	Position aircraft in dock	X	—
17	11 Placards and markings	Perform placards and markings inspection	X	X
18	12 Servicing	Perform aircraft refuelling (automatic and manual)	X	—
19	12 Servicing	Check and adjust tyre pressure	X	—
20	12 Servicing	Check and replenish hydraulic fluid	X	—
21	12 Servicing	Check and adjust accumulator pressure	X	—
22	12 Servicing	Check and replenish engine oil	X	—
23	12 Servicing	Perform landing gear servicing	X	—
24	12 Servicing	Perform waste / potable water servicing	X	—
25	12 Servicing	Connect ground power	X	X
26	12 Servicing	Lubricate flight control elements	X	—
27	20 Standard practices	Perform aircraft grounding	X	X
28	20 Standard practices	Perform ESDS device inspection	X	X
	21 Air conditioning	
29	21-20 Distribution	Replace recirculation filter	X	—
30	21-40 Heating	Replace combustion heater	X	—
31	21-20 Distribution	Clean outflow valve	X	—
32	21-20 Distribution	Replace outflow valve	X	—
33	21-50 Cooling	Replace ACM / Air cycle unit	X	—
34	21-50 Cooling	Replace heat exchanger	X	—
35	21-30 Pressurisation control	Replace pressurisation controller	X	X
36	21-30 Pressurisation control	Perform pressurisation system functional test	X	X
37	21-20 Distribution	Perform equipment cooling system functional test	X	X
38	21-20 Distribution	Check configuration of AVX compartment ventilation system	X	X
39	21-30 Pressurisation control	Perform air-conditioning system functional test	X	X
40	21-60 Temperature control	Perform temperature control system functional test	X	X
41	21 Air conditioning	Troubleshoot faulty system	X	X
42	22 Autoflight	Replacement of autothrottle servomechanisms components	X	—
43	22 Autoflight	Replace actuator	X	—
44	22 Autoflight	Replace controller	X	X
45	22 Autoflight	Replace amplifier	X	X

Task No	ATA chapter	Task description	B1.1	B2
46	22 Autoflight	Replace autoflight system LRU	X	X
47	22 Autoflight	Perform yam damper operational test	X	X
48	22 Autoflight	Perform autopilot functional test	X	X
49	22 Autoflight	Perform autopilot gain adjustment	—	X
50	22 Autoflight	Check augmentation system	X	X
51	22 Autoflight	Check operation of autothrottle	X	X
52	22 Autoflight	Perform autoland functional test	X	X
53	22 Autoflight	Check flight management systems	X	X
54	22 Autoflight	Perform Mach trim functional test	—	X
55	22 Autoflight	Upload FM data	X	X
56	22 Autoflight	Troubleshoot faulty system	—	X
57	23 Communications	Perform interphone system operational test	X	X
58	23 Communications	Service interphone components	X	X
59	23 Communications	Replace HF unit	X	X
60	23 Communications	Replace VHF unit	X	X
61	23 Communications	Replace antenna	X	X
62	23 Communications	Perform voice recorder operational test	X	X
63	23 Communications	Replace voice recorder	X	X
64	23 Communications	Perform static discharge components inspection	X	X
65	23 Communications	Perform radio functional test	—	X
66	23 Communications	Perform SELCAL operational test	X	X
67	23 Communications	Perform co-axial cable repair	—	X
68	23 Communications	Perform ELT operational test	X	X
69	23 Communications	Troubleshoot faulty system	—	X
70	24 Electrical power	Supply/remove APU power	X	X
71	24 Electrical power	Remove/install battery	X	X
72	24 Electrical power	Charge battery	X	X
73	24 Electrical power	Perform battery charger operational test	X	X
74	24 Electrical power	Perform standby power system functional test	X	X
75	24 Electrical power	Replace IDG oil filter	X	X
76	24 Electrical power	Remove/install IDG	X	X
77	24 Electrical power	Perform IDG functional test	X	X
78	24 Electrical power	Replace switch	X	X
79	24 Electrical power	Replace CB	X	X
80	24 Electrical power	Replace voltage regulator	—	X
81	24 Electrical power	Perform voltage regulator functional test	X	X

Task No	ATA chapter	Task description	B1.1	B2
82	24 Electrical power	Perform electrical feeder cable repair	—	X
83	25 Equipment and furnishings	Perform emergency equipment inspection	X	X
84	25 Equipment and furnishings	Replace carpets	X	—
85	25 Equipment and furnishings	Perform crew seats operational test	X	—
86	25 Equipment and furnishings	Replace crew seats	X	—
87	25 Equipment and furnishings	Replace passenger seats	X	—
88	25 Equipment and furnishings	Perform seats and seat belts inspection	X	—
89	25 Equipment and furnishings	Check ELT for compliance with applicable regulations	X	X
90	25 Equipment and furnishings	Perform escape slide inspection	X	—
91	25 Equipment and furnishings	Remove/install escape slide	X	—
92	25 Equipment and furnishings	Perform upholstery repair	X	—
93	25 Equipment and furnishings	Remove/install interior panels	X	—
94	25 Equipment and furnishings	Remove/install cargo compartment panels	X	—
95	25 Equipment and furnishings	Perform cargo loading system inspection	X	—
96	25 Equipment and furnishings	Perform cargo loading system functional test	X	X
97	25 Equipment and furnishings	Replace cargo loading system actuator	X	—
98	26 Fire protection	Check fire bottle content	X	—
99	26 Fire protection	Remove/install fire bottle	X	—
100	26 Fire protection	Replace fire bottle squib	X	—
101	26 Fire protection	Check portable fire-extinguisher content	X	—
102	26 Fire protection	Perform smoke detection system functional test	X	X
103	26 Fire protection	Perform smoke detectors inspection	X	X
104	26 Fire protection	Remove/install smoke detectors	X	X
105	26 Fire protection	Perform fire protection system inspection	X	X
106	26 Fire protection	Perform fire protection system functional test	X	X
107	26 Fire protection	Perform engine fire detection system inspection	X	X
108	26 Fire protection	Troubleshoot faulty system	X	X

Task No	ATA chapter	Task description	B1.1	B2
109	27 Flight controls	Perform horizontal stabiliser components inspection	X	—
110	27 Flight controls	Perform horizontal stabiliser operational test	X	X
111	27 Flight controls	Remove/install horizontal stabiliser	X	—
112	27 Flight controls	Perform elevator components inspection	X	—
113	27 Flight controls	Perform elevator operational test	X	X
114	27 Flight controls	Remove/install elevator	X	—
115	27 Flight controls	Perform aileron components inspection	X	—
116	27 Flight controls	Perform aileron operational test	X	X
117	27 Flight controls	Remove/install aileron	X	—
118	27 Flight controls	Perform rudder components inspection	X	—
119	27 Flight controls	Perform rudder operational test	X	X
120	27 Flight controls	Remove/install rudder	X	—
121	27 Flight controls	Remove/install trim tab	X	—
122	27 Flight controls	Perform LE flap components inspection	X	—
123	27 Flight controls	Perform LE flap operational test	X	X
124	27 Flight controls	Perform LE devices alternate operation	X	X
125	27 Flight controls	Remove/install LE flap	X	—
126	27 Flight controls	Perform TE flap components inspection	X	—
127	27 Flight controls	Perform TE flap operational test	X	X
128	27 Flight controls	Perform TE devices alternate operation	X	X
129	27 Flight controls	Remove/install TE flap	X	—
130	27 Flight controls	Perform spoiler components inspection	X	—
131	27 Flight controls	Perform spoiler operational test	X	X
132	27 Flight controls	Remove/install spoiler	X	—
133	27 Flight controls	Perform slat component inspection	X	—
134	27 Flight controls	Perform slat operational test	X	X
135	27 Flight controls	Remove/install slat	X	—
136	27 Flight controls	Replace control cable and fittings	X	—
137	27 Flight controls	Perform control cable tension adjustment	X	—
138	27 Flight controls	Remove/install actuator	X	—
139	27 Flight controls	Remove/install powered control unit	X	—
140	27 Flight controls	Perform flight controls functional test	X	X
141	27 Flight controls	Perform stall warning system functional test	X	X
142	27 Flight controls	Perform control column operational test	X	X
143	27 Flight controls	Deactivate/reactivate servo control	X	-
144	27 Flight controls	Check / adjust gearbox oil level	X	-
145	27 Flight controls	Troubleshoot faulty system	X	X

Task No	ATA chapter	Task description	B1.1	B2
146	28 Fuel systems	Perform fuel/defuel system components inspection	X	—
147	28 Fuel systems	Fuel quantity indicating system functional test	X	X
148	28 Fuel systems	Perform fuel transfer between tanks	X	—
149	28 Fuel systems	Perform booster pump inspection	X	—
150	28 Fuel systems	Remove/install booster pump	X	—
151	28 Fuel systems	Remove/install fuel selector	X	—
152	28 Fuel systems	Perform fuel tank inspection	X	—
153	28 Fuel systems	Remove/install fuel control valve	X	—
154	28 Fuel systems	Remove/install fuel level indicator	X	—
155	28 Fuel systems	Remove/install fuel line	X	—
156	28 Fuel systems	Remove/install flame arrestor	X	—
157	28 Fuel systems	Remove/install water drain valve	X	—
158	28 Fuel systems	Perform fuel content calculation	X	—
159	28 Fuel systems	Check fuel quantity gauge calibration	X	—
160	28 Fuel systems	Perform fuel feed/selectors functional test	X	X
161	28 Fuel systems	Perform fuel dump system functional test	X	X
162	28 Fuel systems	Troubleshoot faulty system	X	X
163	29 Hydraulic power	Perform hydraulic system components inspection	X	—
164	29 Hydraulic power	Check hydraulic system indication	X	x
165	29 Hydraulic power	Perform hydraulic system functional test	X	X
166	29 Hydraulic power	Check auxiliary system indication	X	x
167	29 Hydraulic power	Perform auxiliary system functional test	X	X
168	29 Hydraulic power	Depressurise/pressurise hydraulic reservoirs	X	—
169	29 Hydraulic power	Perform pressurisation module leak check	X	—
170	29 Hydraulic power	Perform shut-off valve operational test	X	X
171	29 Hydraulic power	Replace hydraulic filter	X	—
172	29 Hydraulic power	Replace engine-driven pump	X	—
173	29 Hydraulic power	Replace hydraulic system valve	X	—
174	29 Hydraulic power	Replace hydraulic system line	X	—
175	29 Hydraulic power	Perform power transfer unit operational test	X	X
176	29 Hydraulic power	Remove/install power transfer unit	X	—
177	29 Hydraulic power	Troubleshoot faulty system	X	X
178	30 Ice and rain protection	Perform windshield wiper system components inspection	X	—
179	30 Ice and rain protection	Replace windshield wiper	X	—
180	30 Ice and rain protection	Replace windshield wiper motor	X	—

Task No	ATA chapter	Task description	B1.1	B2
181	30 Ice and rain protection	Adjust windshield wiper tension	X	—
182	30 Ice and rain protection	Perform ice detection components inspection	X	—
183	30 Ice and rain protection	Check ice detection indication	X	X
184	30 Ice and rain protection	Perform de-icing/anti-icing system components inspection	X	—
185	30 Ice and rain protection	Perform de-icing/anti-icing system functional test	X	X
186	30 Ice and rain protection	Replace de-icing/anti-icing valve	X	—
187	30 Ice and rain protection	Replace solenoid valve	X	X
188	30 Ice and rain protection	Perform probe heating system components inspection	X	—
189	30 Ice and rain protection	Perform probe heating system functional test	X	X
190	30 Ice and rain protection	Perform window heating system component inspection	X	—
191	30 Ice and rain protection	Perform window heating system functional test	X	X
192	30 Ice and rain protection	Troubleshoot faulty system	X	X
193	31 Indicating/recording systems	Perform flight data recorder system components inspection	X	X
194	31 Indicating/recording systems	Perform flight data recorder system operational test	X	X
195	31 Indicating/recording systems	Remove/install flight data recorder	X	X
196	31 Indicating/recording systems	Remove/install clock	X	X
197	31 Indicating/recording systems	Remove/install master caution unit	X	X
198	31 Indicating/recording systems	Perform flight data recorder data retrieval	X	X
199	31 Indicating/recording systems	Perform data acquisition unit functional test	X	X
200	31 Indicating/recording systems	Remove/install data acquisition unit	X	X
201	31 Indicating/recording systems	Perform warning system functional test	X	X
202	31 Indicating/recording systems	Perform EIS operational test	X	X
203	31 Indicating/recording systems	Troubleshoot faulty system	—	X
204	32 Landing gear	Perform tyres and brakes inspection	X	—
205	32 Landing gear	Replace brake unit	X	—
206	32 Landing gear	Perform wheels assembly	X	—
207	32 Landing gear	Perform wheels inspection	X	—
208	32 Landing gear	Replace wheels	X	—

Task No	ATA chapter	Task description	B1.1	B2
209	32 Landing gear	Replace steering actuator	X	—
210	32 Landing gear	Perform NLG steering rigging	X	—
211	32 Landing gear	Perform autobrake system components inspection	X	—
212	32 Landing gear	Perform autobrake system functional test	X	X
213	32 Landing gear	Perform landing gear alternate brake control components inspection	X	—
214	32 Landing gear	Perform landing gear alternate brake control functional test	X	X
215	32 Landing gear	Perform parking brake components inspection	X	—
216	32 Landing gear	Perform parking brake functional test	X	X
217	32 Landing gear	Perform antiskid operational test	X	X
218	32 Landing gear	Perform landing gear extension/retraction system components inspection	X	—
219	32 Landing gear	Replace landing gear retraction actuator	X	—
220	32 Landing gear	Perform landing gear extension/retraction system functional test	X	X
221	32 Landing gear	Replace uplock/downlock assembly	X	—
222	32 Landing gear	Perform sensor adjustment	X	X
223	32 Landing gear	Perform landing gear operational test	X	X
224	32 Landing gear	Perform landing gear abnormal operational test	X	X
225	32 Landing gear	Replace landing gear door	X	—
226	32 Landing gear	Replace landing gear control cable	X	—
227	32 Landing gear	Replace landing gear safety sensor	X	—
228	32 Landing gear	Replace landing gear shock strut	X	—
229	32 Landing gear	Replace shimmy damper	X	—
230	32 Landing gear	Perform air-ground system functional test	X	X
231	32 Landing gear	Troubleshoot faulty system	X	X
232	33 Lights	Perform interior lights inspection	X	X
233	33 Lights	Perform interior lights operational test	X	X
234	33 Lights	Replace interior lights	X	X
235	33 Lights	Replace push-button switch	X	X
236	33 Lights	Perform cargo lights	X	X
237	33 Lights	Perform cargo lights operational test	X	X
238	33 Lights	Replace cargo lights	X	X
239	33 Lights	Perform exterior lights inspection	X	X
240	33 Lights	Perform exterior lights operational test	X	X
241	33 Lights	Replace exterior lights	X	X

Task No	ATA chapter	Task description	B1.1	B2
242	33 Lights	Perform emergency lights inspection	X	X
243	33 Lights	Perform emergency lights operational test	X	X
244	33 Lights	Replace emergency lights	X	X
245	33 Lights	Perform landing lights inspection	X	X
246	33 Lights	Perform landing lights operational test	X	X
247	33 Lights	Replace landing lights	X	X
248	33 Lights	Perform navigation lights inspection	X	X
249	33 Lights	Perform navigation lights operational test	X	X
250	33 Lights	Replace navigation lights	X	X
251	33 Lights	Perform logo lights inspection	X	X
252	33 Lights	Perform logo lights operational test	X	X
253	33 Lights	Replace logo lights	X	X
254	33 Lights	Troubleshoot faulty system	X	X
255	34 Navigation	Perform Pitot-static system components inspection	X	X
256	34 Navigation	Replace Pitot-static probe	—	X
257	34 Navigation	Perform static and total air pressure drain fitting	—	X
258	34 Navigation	Perform static pressure port inspection	—	X
259	34 Navigation	Replace static pressure port	—	X
260	34 Navigation	Replace VOR/ILS	—	X
261	34 Navigation	Perform VOR/ILS functional test	—	X
262	34 Navigation	Replace DME	—	X
263	34 Navigation	Perform DME functional test	—	X
264	34 Navigation	Perform inertial reference system functional test	—	X
265	34 Navigation	Replace inertial reference unit	—	X
266	34 Navigation	Perform altimeter functional test	—	X
267	34 Navigation	Replace altimeter	—	X
268	34 Navigation	Perform air data computer functional test	—	X
269	34 Navigation	Replace air data computer	—	X
270	34 Navigation	Perform air speed indicator functional test	—	X
271	34 Navigation	Replace air speed indicator	—	X
272	34 Navigation	Perform weather radar functional test	—	X
273	34 Navigation	Replace weather radar	—	X
274	34 Navigation	Perform TCAS functional test	—	X
275	34 Navigation	Replace TCAS	—	X
276	34 Navigation	Perform ATC transponder functional test	—	X

Task No	ATA chapter	Task description	B1.1	B2
277	34 Navigation	Replace ATC transponder	—	X
278	34 Navigation	Perform EGPWS functional test	—	X
279	34 Navigation	Replace EGPWS	—	X
280	34 Navigation	Perform ADF functional test	—	X
281	34 Navigation	Replace ADF	—	X
282	34 Navigation	Perform satellite communications system functional test	—	X
283	34 Navigation	Update FM system database	—	X
284	34 Navigation	Perform magnetic compass calibration	X	X
285	34 Navigation	Troubleshoot faulty system	—	X
286	35 Oxygen	Perform crew oxygen system components inspection	X	—
287	35 Oxygen	Service crew oxygen system	X	—
288	35 Oxygen	Perform crew oxygen system functional test	X	X
289	35 Oxygen	Perform passenger oxygen system inspection	X	—
290	35 Oxygen	Service passenger oxygen system	X	—
291	35 Oxygen	Perform passenger oxygen system functional test	X	X
292	35 Oxygen	Replace regulator	X	—
293	35 Oxygen	Replace valve	X	—
294	35 Oxygen	Replace oxygen generator	X	—
295	35 Oxygen	Replace discharge disk	X	—
296	35 Oxygen	Replace protective breathing equipment	X	—
297	35 Oxygen	Perform auto-deployment test	X	X
298	35 Oxygen	Troubleshoot faulty system	X	X
299	36 Pneumatic	Perform pneumatic system components inspection	X	—
300	36 Pneumatic	Perform pneumatic system functional test	X	X
301	36 Pneumatic	Perform pneumatic system leakage test	X	—
302	36 Pneumatic	Replace filter	X	—
303	36 Pneumatic	Replace duct	X	—
304	36 Pneumatic	Remove/install shut-off valve	X	—
305	36 Pneumatic	Remove/install regulating valve	X	—
306	36 Pneumatic	Remove/install regulator	X	—
307	36 Pneumatic	Troubleshoot faulty system	X	X
308	37 Vacuum	Perform vacuum system components inspection	X	—
309	37 Vacuum	Perform vacuum system functional test	X	X
310	37 Vacuum	Replace vacuum pump	X	—

Task No	ATA chapter	Task description	B1.1	B2
311	37 Vacuum	Remove/install regulator	X	—
312	37 Vacuum	Replace filter	X	—
313	37 Vacuum	Troubleshoot faulty system	X	X
314	38 Water/waste	Perform water system components inspection	X	—
315	38 Water/waste	Perform water system functional test	X	X
316	38 Water/waste	Depressurise/pressurise water tank	X	—
317	38 Water/waste	Replace water pump	X	—
318	38 Water/waste	Replace water faucet	X	—
319	38 Water/waste	Perform water heater operational check	X	—
320	38 Water/waste	Perform waste system components inspection	X	—
321	38 Water/waste	Perform waste system functional test	X	X
322	38 Water/waste	Replace waste pump	X	—
323	38 Water/waste	Replace valve	X	—
324	38 Water/waste	Replace tank	X	—
325	38 Water/waste	Perform lavatory drain valve operational test	X	—
326	38 Water/waste	Troubleshoot faulty system	X	X
327	45 Onboard maintenance system	Perform communications management unit functional test	X	X
328	45 Onboard maintenance system	Replace communications management unit	X	X
329	45 Onboard maintenance system	Perform communications management unit data retrieval	X	X
330	45 Onboard maintenance system	Troubleshoot faulty system	—	X
331	49 Auxiliary Power Unit	Perform APU components inspection	X	—
332	49 Auxiliary Power Unit	Perform APU functional test	X	X
333	49 Auxiliary Power Unit	Record APU data	X	—
334	49 Auxiliary Power Unit	Perform APU start/shutdown	X	X
335	49 Auxiliary Power Unit	Replace APU air inlet door actuator	X	—
336	49 Auxiliary Power Unit	Replace APU air inlet switch	X	—
337	49 Auxiliary Power Unit	Replace APU fuel nozzle	X	—
338	49 Auxiliary Power Unit	Replace APU igniter plug	X	—
339	49 Auxiliary Power Unit	Perform chip detector inspection	X	—
340	49 Auxiliary Power Unit	Perform APU emergency shutdown system functional test	X	X
341	49 Auxiliary Power Unit	Troubleshoot faulty system	X	X
342	51 Structures	Apply protective treatment	X	—
343	52 Doors	Perform entry door components inspection	X	—

Task No	ATA chapter	Task description	B1.1	B2
344	52 Doors	Perform entry door operational test	X	—
345	52 Doors	Remove/install entry door	X	—
346	52 Doors	Perform crew door components inspection	X	—
347	52 Doors	Perform crew door operational test	X	—
348	52 Doors	Perform emergency exit door components inspection	X	—
349	52 Doors	Perform emergency exit door operational test	X	—
350	52 Doors	Remove/install emergency exit door	X	—
351	52 Doors	Perform cargo door components inspection	X	—
352	52 Doors	Perform cargo door operational test	X	—
353	52 Doors	Perform compartments doors components inspection	X	—
354	52 Doors	Perform compartments doors operational test	X	—
355	52 Doors	Perform snubber replacement	X	—
356	52 Doors	Perform locking mechanism rigging/adjustment	X	—
357	52 Doors	Perform air stair functional test	X	X
358	52 Doors	Perform door warning system functional test	X	X
359	52 Doors	Troubleshoot faulty system	X	X
360	53 Fuselage	Perform radome inspection	X	—
361	53 Fuselage	Perform damage assessment	X	—
362	53 Fuselage	Perform structural repair	X	—
363	54 Nacelles/pylons	Perform nacelle/pylon components inspection	X	—
364	54 Nacelles/pylons	Remove/install nacelle strut	X	—
365	55 Stabilisers	Perform vertical stabiliser inspection	X	—
366	55 Stabilisers	Perform horizontal stabiliser inspection	X	—
367	55 Stabilisers	Perform horizontal stabiliser conductive strip repair	X	—
368	56 Windows	Perform passenger cabin windows inspection	X	—
369	56 Windows	Remove/install passenger window	X	—
370	56 Windows	Perform flight compartment windows inspection	X	—
371	56 Windows	Remove/install flight compartment window	X	—
372	56 Windows	Perform flight compartment windows operational test	X	—
373	57 Wings	Perform wing structure inspection	X	—
374	57 Wings	Replace wing tip	X	—
375	57 Wings	Replace wing rib	X	—
376	57 Wings	Perform wing structural repair	X	—

Task No	ATA chapter	Task description	B1.1	B2
377	70 Standard practices and engine performance	Perform fluorescent penetrant inspection	X	—
378	70 Standard practices and engine performance	Perform engine wiring harness repair	X	X
379	71 Power plant	Perform power plant components inspection	X	—
380	71 Power plant	Perform powerplant removal/installation	X	—
381	71 Power plant	Replace engine mounts	X	—
382	71 Power plant	Perform FOD inspection	X	—
383	71 Power plant	Remove/install engine harness	X	—
384	71 Power plant	Perform power plant adjustment/test	X	—
385	71 Power plant	Perform (assist) in engine dry motoring	X	—
386	71 Power plant	Perform (assist) in engine run	X	—
387	71 Power plant	Troubleshoot faulty system	X	X
388	72 Engine	Perform fan assembly inspection	X	—
389	72 Engine	Remove/install fan blade	X	—
390	72 Engine	Replace acoustical panel	X	—
391	72 Engine	Perform engine compressor inspection	X	—
392	72 Engine	Perform engine combustion case inspection	X	—
393	72 Engine	Perform engine turbine inspection	X	—
394	72 Engine	Perform gearbox assembly inspection	X	—
395	72 Engine	Perform compressor wash	X	—
396	72 Engine	Perform HPC borescope inspection	X	—
397	72 Engine	Perform hot section borescope inspection	X	—
398	72 Engine	Perform HPT borescope inspection	X	—
399	72 Engine	Remove/install igniter	X	—
400	72 Engine	Remove/install fuel nozzle	X	—
401	72 Engine	Troubleshoot faulty system	X	X
402	73 Engine fuel and control	Perform engine fuel system components inspection	X	—
403	73 Engine fuel and control	Replace engine fuel filters	X	—
404	73 Engine fuel and control	Replace engine-driven pump	X	—
405	73 Engine fuel and control	Perform FADEC functional test	X	—
406	73 Engine fuel and control	Remove/install engine electronic control module/unit	X	—
407	73 Engine fuel and control	Troubleshoot faulty system	X	X
408	74 Ignition	Perform ignition system components visual inspection	X	—
409	74 Ignition	Perform ignition system functional test	X	X
410	74 Ignition	Remove/install igniter plug	X	—

Task No	ATA chapter	Task description	B1.1	B2
411	74 Ignition	Remove/install ignition exciter	X	—
412	74 Ignition	Troubleshoot faulty system	X	X
413	75 Air	Perform engine air system components inspection	X	—
414	75 Air	Remove/install VSV actuator	X	—
415	75 Air	Remove/install VBV actuator	X	—
416	75 Air	Perform engine air system functional test	X	X
417	76 Engine controls	Perform engine controls components inspection	X	—
418	76 Engine controls	Perform engine controls	X	—
419	76 Engine controls	Perform engine controls functional test	X	X
420	76 Engine controls	Perform thrust lever rigging	X	—
421	76 Engine controls	Remove/install thrust lever	X	—
422	76 Engine controls	Troubleshoot faulty system	X	X
423	77 Engine indicating	Perform engine indicating components inspection	X	—
424	77 Engine indicating	Perform engine indicating functional test	X	X
425	77 Engine indicating	Replace engine instrument	X	X
426	77 Engine indicating	Replace engine thermocouples	X	X
427	77 Engine indicating	Replace oil temperature bulb	X	X
428	77 Engine indicating	Troubleshoot faulty system	X	X
429	78 Exhaust	Perform exhaust components inspection	X	—
430	78 Exhaust	Perform thrust reverser operational test	X	X
431	78 Exhaust	Deactivate/reactivate thrust reverser for maintenance	X	—
432	78 Exhaust	Remove/install thrust reverser	X	—
433	78 Exhaust	Remove/install blocker door	X	—
434	78 Exhaust	Replace shroud assembly	X	—
435	79 Oil	Perform oil system components inspection	X	—
436	79 Oil	Perform oil system functional test	X	X
437	79 Oil	Replace oil filter	X	—
438	79 Oil	Replace oil pump	X	—
439	79 Oil	Replace oil cooler	X	—
440	79 Oil	Remove/install oil pressure sensor	X	X
441	79 Oil	Remove/install oil tank	X	—
442	79 Oil	Troubleshoot faulty system	X	X
443	80 Starting	Perform engine starting system components inspection	X	—
444	80 Starting	Perform engine starting system functional test	X	X

Task No	ATA chapter	Task description	B1.1	B2
445	80 Starting	Replace engine start valve	X	—
446	80 Starting	Remove/install engine starter	X	—
447	80 Starting	Remove/install starter relay	X	X
448	80 Starting	Troubleshoot faulty system	X	X

Appendix III — Evaluation of the competence: assessment and assessors

ED Decision 2015/029/R

This Appendix applies to the competence assessment performed by the designated assessors (and their qualifications).

1) What does 'competence' mean and areas of focus for assessment

The assessment should aim at measuring the competence by evaluating three major factors associated to the learning objectives:

- Knowledge;
- Skills;
- Attitude;

Generally, knowledge is evaluated by examination. The purpose of this document is not to describe the examination process: this material mainly addresses the evaluation of 'skills' and 'attitude' after training containing practical elements. Nevertheless, the trainee needs to demonstrate to have sufficient knowledge to perform the required tasks.

'Attitude' is indivisible from the 'skill' as this greatly contributes to the safe performance of the tasks.

The evaluation of the competence should be based on the learning objectives of the training, in particular:

- the (observable) desired performance. This covers what the trainee is expected to be able to do and how the trainee is expected to behave at the end of the training;
- the (measurable) performance standard that must be attained to confirm the trainee's level of competence in the form of tolerances, constraints, limits, performance rates or qualitative statements; and
- the conditions under which the trainee will demonstrate competence. Conditions consist of the training methods, the environmental, situational and regulatory factors.

The assessment should focus on the competencies relevant to the aircraft type and its maintenance such as, but not limited to:

- Environment awareness (act safely, apply safety precautions and prevent dangerous situations);
- Systems integration (demonstrate understanding of aircraft systems interaction – identify, describe, explain, plan, execute);
- Knowledge and understanding of areas requiring special emphasis or novelty (areas peculiar to the aircraft type, domains not covered by [Part-66 Appendix I](#), practical training elements that cannot be imparted through simulation devices, etc.);
- Using reports and indications (the ability to read and interpret);
- Aircraft documentation finding and handling (identify the appropriate aircraft documentation, navigate, execute and obey the prescribed maintenance procedures);
- Perform maintenance actions (demonstrate safe handling of aircraft, engines, components and tools);

- Aircraft final/close-up and report (apply close up, initiate appropriate actions/follow-up/records of testing, establish and sign maintenance records/logbooks).

2) How to assess

As far as feasible, the objectives of the assessment should be associated with the learning objectives and the passing level; it means that observable criteria should be set in order to measure the performance and should remain as objective as possible.

The general characteristics of effective assessment are: objective, flexible, acceptable, comprehensive, constructive, organised and thoughtful. At the conclusion, the trainee should have no doubt about what he/she did well, what he/she did poorly and how he/she can improve.

The following is a non-exhaustive list of questions that may be posed to assist assessment:

- What are the success factors for the job?
- What are typical characteristics of a correct behaviour for the task?
- What criteria should be observed?
- What level of expertise is expected?
- Is there any standard available?
- What is the pass mark? For example:
 - ‘Go-no go’ situation;
 - How to allocate points? Minimum amount to succeed;
 - ‘Must know or execute’ versus ‘Good to know or execute’ versus ‘Don’t expect the candidate to be an expert’.
- Minimum or maximum time to achieve? Use time effectively and efficiently.
- What if the trainee fails? How many times is the trainee allowed to fail?
- When and how should the trainee be prepared for the assessment?
- What proportion of judgment by the instructor out of collaboration with the trainee is needed during the evaluation stage?

The assessment may be:

- diagnostic (prior to a course), formative (re-orientate the course on areas where there is a need to reinforce) or summative (partial or final evaluation);
- performed task-by-task, as a group of tasks or as a final assessment;

One method might be an initial assessment to be performed by the trainee himself, then discussing areas where the perceptions of the trainee’s performance by the assessors differ in order to:

- develop the self-assessment habits;
- make the assessment more acceptable and understandable to both parties.

A ‘box-ticking’ exercise would be pointless. Experience has shown that assessment sheets have largely evolved over time into assessment of groups of ‘skills’ because in practice such things eventually detracted from the training and assessment that it was intended to serve: evaluate

at a point of time, encourage and orientate the training needs, improve safety and ultimately qualify people for their duties.

In addition, many other aspects should be appropriately considered during the assessment process such as stress and environmental conditions, difficulty of the test, history of evaluation (such as tangible progresses or sudden and unexpected poor performance made by the trainee), amount of time necessary to build competence, etc.

All these reasons place more emphasis on the assessor and highlight the function of the organisation's approval.

3) Who should assess

In order to qualify, the assessor should:

- Be proficient and have sufficient experience or knowledge in:
 - human performance and safety culture;
 - the aircraft type (necessary to have the certifying staff privileges in case of CRS issuances);
 - training/coaching/testing skills;
 - instructional tools to use;
- Understand the objective and the content of the practical elements of the training that is being assessed;
- Have interpersonal skills to manage the assessment process (professionalism, sincerity, objectivity and neutrality, analysis skills, sense of judgement, flexibility, capability of evaluating the supervisor's or instructor's reports, handling of trainee's reactions to failing assessment with the cultural environment, being constructive, etc.);
- Be ultimately designated by the organisation to carry out the assessment.

The roles may be combined for:

- the assessor and the instructor for the practical elements of the Type Rating Training; or
- the assessor and the supervisor for the On-the-Job Training.

provided that the objectives associated to each role are clearly understood and that the competence and qualification criteria according to the company's procedures are met for both functions. Whenever possible (depending on the size of the organisation), it is recommended to split the roles (two different persons) in order to avoid any conflicts of interests.

When the functions are not combined, the role of each function should be clearly understood.

ANNEX IV (PART-147)

GENERAL

147.1

Regulation (EU) No 1321/2014

For the purpose of this Part, the competent authority shall be:

1. for the organisations having their principle place of business located in the territory of a Member State, the authority designated by that Member State;
2. for the organisations having their principle place of business located in a third country, the Agency.

AMC 147.1

ED Decision 2015/029/R

A competent authority may be a ministry, a national aviation authority, or any aviation body designated by the Member State and located within that Member State. A Member State may designate more than one competent authority to cover different areas of responsibility, as long as the designation decision contains a list of the competencies of each authority and there is only one competent authority responsible for each given area.

SECTION A — TECHNICAL REQUIREMENTS

SUBPART A — GENERAL

147.A.05 Scope

Regulation (EU) No 1321/2014

This section establishes the requirements to be met by organisations seeking approval to conduct training and examination as specified in [Annex III \(Part-66\)](#).

147.A.10 General

Regulation (EU) No 1321/2014

A training organisation shall be an organisation or part of an organisation registered as a legal entity.

GM to 147.A.10 General

ED Decision 2015/029/R

Such an organisation may conduct business from more than one address and may hold more than one Part approval.

147.A.15 Application

Regulation (EU) No 1321/2014

- (a) An application for an approval or for the change of an existing approval shall be made on a form and in a manner established by the competent authority.
- (b) An application for an approval or change to an approval shall include the following information:
 1. the registered name and address of the applicant;
 2. the address of the organisation requiring the approval or change to the approval;
 3. the intended scope of approval or change to the scope of approval;
 4. the name and signature of the accountable manager;
 5. the date of application.

AMC 147.A.15 Application

ED Decision 2015/029/R

The application form should contain the information required in the [EASA Form 12](#).

SUBPART B — ORGANISATIONAL REQUIREMENTS

147.A.100 Facility requirements

Regulation (EU) 2023/989

- (a) The size and structure of facilities shall ensure protection from the prevailing weather elements and proper operation of all planned training and examination on any particular day.
- (b) Fully enclosed, appropriate accommodation, separate from other facilities, shall be provided for the delivery of the theoretical training and the conduct of knowledge examinations.
- (c) The point (b) accommodation environment shall be maintained such that students are able to concentrate on their studies or examination as appropriate, without undue distraction or discomfort.
- (d) In the case of a basic training course, basic training workshops and/or maintenance facilities separate from training classrooms shall be provided for practical instruction appropriate to the planned training course. If, however, the organisation is unable to provide such facilities, arrangements may be made with another organisation to provide such workshops and/or maintenance facilities, in which case a written agreement shall be made with such organisation specifying the conditions of access and use thereof. The competent authority shall require access to any such contracted organisation and the written agreement shall specify this access.
- (e) In the case of an aircraft type/task training course, access shall be provided to appropriate facilities containing examples of aircraft type as specified in point [147.A.115\(d\)](#).
- (f) The maximum number of students undergoing practical training during any training course shall not exceed 15 per instructor or assessor.
- (g) Office accommodation shall be provided for instructors, knowledge examiners and practical assessors of a standard to ensure that they can prepare for their duties without undue distraction or discomfort.
- (h) Secure storage facilities shall be provided for examination and training records. The storage environment shall be such that documents remain in good condition for the retention period as specified in point [147.A.125](#). The storage facilities and office accommodation may be combined, subject to adequate security.
- (i) A library shall be provided containing all technical material appropriate to the scope and level of training undertaken.
- (j) By derogation from points (a) to (d) and (f), in the case of distance learning performed at a location where the organisation approved under this Annex has no control over the environment where the student is located, the organisation approved under this Annex shall brief the student and raise their awareness regarding the suitability of their learning location. This derogation applies only to distance learning and not to the corresponding examination and/or assessment.

GM1 147.A.100 Facility requirements

ED Decision 2023/019/R

The number of students undergoing training is expected to be adequate to the nature and the conditions of the training in order to ensure proper interaction between the instructor and the students, taking into account pedagogical and human factors principles.

AMC1 147.A.100(i) Facility requirements

ED Decision 2023/019/R

For approved basic maintenance training courses

1. It means holding, and ensuring reasonable access to, copies of all relevant EU regulations and the Member States' national aviation legislation, examples of typical aircraft maintenance manuals and service bulletins, airworthiness directives, aircraft and components records, release documentation, procedures manuals and aircraft maintenance programmes.
2. Except for the relevant EU regulations and the Member States' national aviation regulations, the remainder of the documentation should represent typical examples for both large and small aircraft and cover both aeroplanes and helicopters as appropriate. Avionics documentation should cover a representative range of available equipment. All documentation should be reviewed and updated on a regular basis.

GM1 147.A.100(i) Facility requirements

ED Decision 2023/019/R

Where the organisation has a library of regulations, manuals and documentation required by another EU regulation, it is not necessary to duplicate such a facility, subject to student access being under controlled supervision.

147.A.105 Personnel requirements

Regulation (EU) No 1321/2014

- (a) The organisation shall appoint an accountable manager who has corporate authority for ensuring that all training commitments can be financed and carried out to the standard required by this Part.
Regulation (EU) No 1321/2014
- (b) A person or group of persons, whose responsibilities include ensuring that the maintenance training organisation is in compliance the requirements of this Part, shall be nominated. Such person(s) must be responsible to the accountable manager. The senior person or one person from the group of persons may also be the accountable manager subject to meeting the requirements for the accountable manager as defined in point (a).
Regulation (EU) 2023/989
- (c) The maintenance training organisation shall contract with sufficient staff to plan/perform theoretical and practical training, conduct knowledge examinations and practical assessments in accordance with the approval.
Regulation (EU) No 1321/2014
- (d) By derogation to point (c), when another organisation is used to provide practical training and assessments, such other organisation's staff may be nominated to carry out practical training and assessments.
Regulation (EU) No 1321/2014
- (e) Any person may carry out any combination of the roles of instructor, examiner and assessor, subject to compliance with point (f).

Regulation (EU) No 1321/2014

- (f) The experience and qualifications of instructors, knowledge examiners and practical assessors shall be established in accordance with criteria published or in accordance with a procedure and to a standard agreed by the competent authority.

Regulation (EU) No 1321/2014

- (g) The knowledge examiners and practical assessors shall be specified in the organisation exposition for the acceptance of such staff.

Regulation (EU) No 1321/2014

- (h) Instructors and knowledge examiners shall undergo updating training at least every 24 months relevant to current technology, practical skills, human factors and the latest training techniques appropriate to the knowledge being trained or examined.

AMC1 147.A.105 Personnel requirements

ED Decision 2023/019/R

1. Any maintenance training organisation with the capacity to train, examine, and/or assess 50 students or more at the same time should appoint a training manager with the responsibility of managing the training organisation on a day-to-day basis. This person could also be the accountable manager. In addition, the organisation should appoint a quality manager with the responsibility of managing the quality system as specified in point 147.A.130(b), and an examination manager with the responsibility of managing the relevant Part-147 Subpart C or Subpart D examination system. This (these) person(s) may also be an instructor and/or examiner.
2. Any maintenance training organisation with the capacity to train, examine, and/or assess fewer than 50 students at the same time may combine any or all of the subparagraph (1) positions subject to the competent authority verifying and being satisfied that all functions can be properly carried out in combination.
3. When the organisation is also approved against other Parts which contain some similar functions then such functions may be combined.

AMC 147.A.105(b) Personnel requirements

ED Decision 2015/029/R

With the exception of the accountable manager, an [EASA Form 4](#) should be completed for each person nominated to hold a position required by [147.A.105\(b\)](#). An example of an [EASA Form 4](#) is included in Appendix II to AMC.

GM to 147.A.105(c) Personnel requirements

ED Decision 2015/029/R

The maintenance training organisation should have a nucleus of permanently employed staff to undertake the minimum amount of maintenance training proposed but may contract, on a part-time basis, instructors for subjects which are only taught on an occasional basis.

AMC1 147.A.105(f) Personnel requirements

ED Decision 2023/019/R

Any person currently accepted by the competent authority in accordance with the national aviation regulations in force prior to Part-147 coming into force may continue to be accepted in accordance with [147.A.105\(f\)](#).

Paragraph 3 of [Appendix III to AMC to Part-66](#) provides criteria to establish the qualification of assessors.

The instructors should be trained in the subject they deliver, including the appropriate training methods and tools, as applicable.

GM1 147.A.105(f) Personnel requirements

ED Decision 2023/019/R

The instructor that uses new training technologies (e.g. e-tutor, tele-tutor, tele-trainer) should be trained in using these technologies, as well as in the coaching, guiding and assisting of e-learning students. It is important that the instructor understands the electronically based distance-learning process, has the competence to remotely evaluate the learning behaviour of e-learning students and is able to proactively support their learning process.

The following structure provides an example of such an instructor training, as applicable:

- changes and tendencies of today's training;
- fundamentals of methodology and didactics;
- basics and theory of e-learning and tele-tutoring;
- communication in virtual environments;
- the changed role of students and instructors;
- competence profile of a tele-tutor;
- practical guide to support learning processes;
- assessment of students' performance;
- the learning management system.

GM to 147.A.105(g) Personnel requirements

ED Decision 2015/029/R

Examiners should demonstrate a clear understanding of the examination standard required by [Part-66](#) and have a responsible attitude to the conduct of examinations such that the highest integrity is ensured.

AMC 147.A.105(h) Personnel requirements

ED Decision 2015/029/R

Updating training should normally be of 35 hours duration but may be adjusted to the scope of training of the organisation and particular instructor/examiner.

GM to 147.A.105(h) Personnel requirements

ED Decision 2015/029/R

1. Records should show for each instructor/examiner when the updating training was scheduled and when it took place.
2. The updating training may be subdivided during the 24 months into more than one element and may include such activities as attendance at relevant lectures and symposiums.

147.A.110 Records of instructors, examiners and assessors

Regulation (EU) No 1321/2014

- (a) The organisation shall maintain a record of all instructors, knowledge examiners and practical assessors. These records shall reflect the experience and qualification, training history and any subsequent training undertaken.
- (b) Terms of reference shall be drawn up for all instructors, knowledge examiners and practical assessors.

AMC 147.A.110 Records of instructors, examiners and assessors

ED Decision 2015/029/R

1. The following minimum information relevant to the scope of activity should be kept on record in respect of each instructor, knowledge examiner and practical assessor:
 - (a) Name
 - (b) Date of Birth
 - (c) Personnel Number
 - (d) Experience
 - (e) Qualifications
 - (f) Training history (before entry)
 - (g) Subsequent Training
 - (h) Scope of activity
 - (i) Starting date of employment/contract
 - (j) If appropriate – ending date of employment/contract.
2. The record may be kept in any format but should be under the control of the organisations quality system.
3. Persons authorised to access the system should be maintained at a minimum to ensure that records cannot be altered in an unauthorised manner or that such confidential records become accessible to unauthorised persons.
4. The competent authority is an authorised person when investigating the records system for initial and continued approval or when the competent authority has cause to doubt the competence of a particular person.

GM to 147.A.110 Records of instructors, examiners and assessors

ED Decision 2015/029/R

Instructors, knowledge examiners and practical assessors should be provided with a copy of their terms of reference.

147.A.115 Instructional equipment

Regulation (EU) 2023/989

- (a) Each classroom shall have appropriate presentation equipment of a standard that ensures that students can easily read presentation text, drawings, diagrams and figures from any position in the classroom.

For virtual training environments, the training content shall be designed in such a way to assist students in their understanding of the particular subject matter, ensuring that students can easily read presentation text, drawings, diagrams and figures.

The presentation equipment may include representative maintenance simulation training devices (MSTDs) to assist students in their understanding of the particular subject matter where such devices are considered beneficial for such purposes.

- (b) The basic training workshops and/or maintenance facilities as specified in point [147.A.100\(d\)](#) must have all tools and equipment necessary to perform the approved scope of training.
- (c) The basic training workshops and/or maintenance facilities as specified in point [147.A.100\(d\)](#) must have an appropriate selection of aircraft, engines, aircraft parts and avionic equipment.
- (d) The aircraft type training organisation as specified in point [147.A.100\(e\)](#) must have access to the appropriate aircraft type. MSTDs may be used when such training devices ensure adequate training standards.

AMC1 147.A.115(a) Instructional equipment

ED Decision 2023/019/R

If the maintenance training organisation transfers knowledge through a virtually controlled environment (e.g. distance learning, computer-based training (CBT) or multimedia-based training (MBT)), the organisation should ensure that:

- the computer system requirements are made known to the end user;
- the students' activities are traceable, documented and recorded; and
- the computer system requirements of any third-party provider are covered by a written agreement concluded between the two parties and includes the terms of delivery, data security and data integrity.

GM1 147.A.115(a);(d) Instructional equipment

ED Decision 2023/019/R

1. Refer to the GM to Section 3 of Appendix III to Part-66 for the description, and to point 7 of the AMC to Section 1 of Appendix III to Part-66 for the definitions.
2. It is acknowledged that situations could exist where the size and complexity of such MSTDs and/or MTDs may require dedicated infrastructure. Such instances should be acceptable provided that student access to, and the use of, the respective MSTDs/MTDs is appropriately ensured.

AMC 147.A.115(c) Instructional equipment

ED Decision 2015/029/R

1. An appropriate selection of aircraft parts means appropriate in relation to the particular subject module or sub-module of [Part-66](#) being instructed. For example the turbine engine module should require the provision of sufficient parts from different types of turbine engine to show what such parts look like, what the critical areas are from a maintenance viewpoint and to enable disassembly/assembly exercises to be completed.
2. Appropriate aircraft, engines, aircraft parts and avionic equipment means appropriate in relation to the particular subject module or sub-module of [Part-66](#) being instructed. For example category B2 avionic training should require amongst other equipment, access to at least one type of installed autopilot and flight director system such that maintenance and system functioning can be observed and therefore more fully understood by the student in the working environment.
3. 'Access' may be interpreted to mean, in conjunction with the facilities requirement of [147.A.100\(d\)](#), that there may be an agreement with a maintenance organisation approved under [Part-145](#) to access such parts, etc.

147.A.120 Maintenance training material

Regulation (EU) 2023/989

- (a) Maintenance training course material shall be provided to the student and cover as applicable:
 1. the basic knowledge syllabus specified in [Annex III \(Part-66\)](#) for the relevant aircraft maintenance licence category or subcategory and,
 2. the type course content required by [Annex III \(Part-66\)](#) for the relevant aircraft type and aircraft maintenance licence category or subcategory.
- (b) Students shall have access to examples of maintenance documentation and technical information of the library as specified in point [147.A.100\(i\)](#).
- (c) Access to the maintenance training material relevant to basic or type training courses may be provided as a hard copy or by electronic means provided that the student has the appropriate means to access such material at any given time during the entire duration of the course.

AMC 147.A.120(a) Maintenance training material

ED Decision 2015/029/R

Training course notes, diagrams and any other instructional material should be accurate. Where an amendment service is not provided, a written warning to this effect should be given.

147.A.125 Records

Regulation (EU) No 1321/2014

The organisation shall keep all student training, examination and assessment records for *an unlimited period*.

147.A.130 Training procedures and quality system

Regulation (EU) No 1321/2014

- (a) The organisation shall establish procedures acceptable to the competent authority to ensure proper training standards and compliance with all relevant requirements in this Part.
- (b) The organisation shall establish a quality system including:
 1. an independent audit function to monitor training standards, the integrity of knowledge examinations and practical assessments, compliance with and adequacy of the procedures, and
 2. a feedback system of audit findings to the person(s) and ultimately to the accountable manager referred to in point [147.A.105\(a\)](#) to ensure, as necessary, corrective action.

AMC1 147.A.130(a) Training procedures and quality system

ED Decision 2023/019/R

This guidance material provides some clarifications for the incorporation of new training methods and training technologies in the procedures for aircraft maintenance training.

The classic training method is a teacher lecturing the pupils in a classroom. Commonly the training tools are a blackboard and training manuals. New technologies make it possible to develop new training methods and use other training tools, e.g. multimedia-based training and virtual reality. A combination of several training methods/tools is recommended in order to increase the overall effectiveness of the training.

Simulation cannot be eligible as a sole training or assessment tool for basic hand skills such as wiring, welding, drilling, filing, wire locking, riveting, bonding or any other skill where competence may only be achievable by performing a hands-on activity.

Three tables are provided to illustrate the possibilities for the use of different training methods and tools:

Table 1: Training tools

Table 2: Training methods

Table 3: Combination of training methods and tools and their use

Table 1 lists existing training tools that may be selected for the training.

Table 1: Training tools

Training tools		Description
1	Slideshow presentation	A structured presentation of slides.
2	Manuals	Comprehensive and controlled publication of a particular topic.
3	Computer (desktop PC, laptop, etc.)	An electronic processing device that can hold and display information in various media.
4	Mobile devices (such as, but not limited to, tablets, smart phones, etc.)	A mobile electronic processing device that can hold and display information in various media.
5	Videos	Electronic media for broadcasting moving visual images.
6	MSTD — Maintenance simulation training device	A training device that is intended to be used in maintenance training, examination, and/or assessment for a component, system or entire aircraft. The MSTD may consist of hardware and software elements.

Training tools		Description
7	Mock-up	A scaled or full-size replica of a component, system or entire aircraft that preserves (i.e. is an exact replica of) the geometrical, operational or functional characteristics of the real component, system or entire aircraft for which maintenance training is delivered with the use of such a replica.
8	Virtual reality	A computer-generated three-dimensional (3D) environment which can be explored and possibly interacted with.
9	MTD — Maintenance training device	Maintenance training device is any training device other than an MSTD used for maintenance training and/or examination and/or assessment. It may include mock-ups.
10	Real aircraft	A suitable aircraft whose condition allows teaching a selection of maintenance tasks that are representative of the particular aircraft or of the aircraft category. ‘Suitable’ means an aircraft of the type or licence (sub)category (if the licence (sub)category aircraft is outfitted with the same equipment subject to the particular lesson module(s) and is sufficiently similar so that the lesson objective(s) can be satisfactorily accomplished) for type training, or an aircraft representative of the licence (sub)category for basic training, and excludes ‘virtual aircraft’. ‘Condition’ means that the aircraft is equipped with its main components and that the systems can be activated/operated when this is required by the learning objectives.
11	Aircraft component	A suitable aircraft component used to teach specific maintenance tasks off-the-wing. This may include but is not limited to tasks such as borescope inspections, minor repairs, testing, or the assembly/disassembly of sub-components. ‘Suitable’ means that the condition of the component should fit the learning objectives of the tasks and, when appropriate, may feature existing defects or damages.
12	Augmented reality	An enhancement (modification, enrichment, alteration or manipulation) of one’s current perception of reality elements of a physical, real-world environment following user’s inputs picked up by sensors transferred to rapid streaming computer images. By contrast, virtual reality replaces the real world with a simulated one.
13	Embedded training	A maintenance training function that is originally integrated into the aircraft component’s design (i.e. a centralised fault display system).
14	Classroom	A physical, appropriate location where learning takes place.
15	Virtual classroom	A simulated, not physical, location where synchronous learning takes place.
16	Virtual aircraft	A simulated, not physical, aircraft that may be used in theoretical training, practical training, examination or assessment.
<p>Note: Synthetic training devices (STDs) is a generic term used for systems using hardware and/or software, simulating the behaviour of one or more aircraft systems or a complete aircraft, such as maintenance simulation training devices (MSTDs), maintenance training devices (MTDs) and flight simulation training devices (FSTDs).</p>		

Table 2 lists existing training methods that may be selected for the training.

Table 2: Training methods

Training method	Description	Instructor-centred ⁽¹⁾	Student-centred ⁽²⁾	Blended training ⁽³⁾
Assisted learning (mentoring)	Assisted learning or mentorship represents an ongoing, close relationship of dialogue and learning between an experienced /knowledgeable instructor and a less experienced/knowledgeable student in order to develop experience/knowledge of students.	X	X	X
Computer-based training (CBT)	CBT is any interactive means of structured training using a computer to deliver a content. (Note: Not to be confused with competency-based training that also uses the acronym 'CBT')	X	X	X
Demonstration	A method of teaching by example rather than explanation.	X		X
Distance learning asynchronous	Distance learning reflects training situations in which instructors and students are physically separated. It is asynchronous if the teacher and the students do not interact at the same time.		X	X
Distance learning synchronous	Distance learning reflects training situations in which instructors and students are physically separated. It is synchronous if the teacher and the students interact at the same time (real time).	X		X
e-learning	Training via a network or electronic means, with or without the support of instructors (e-tutors).	X	X	X
Lecturing (instructor-led/face to face)	Practice of face-to-face delivery of training and learning material between an instructor and students, either individuals or groups.	X		X
Mobile learning (M-learning)	Any sort of learning that happens when the student is not at a fixed, predetermined location, using mobile technologies.	X	X	X
Multimedia-based training ⁽⁴⁾	Any combined use of different training media.	X	X	X
Simulation	Any type of training that uses a simulator imitating a real-world process or system.	X	X	X
Web-based training (WBT)	Generic term for training or instruction delivered over the internet or an intranet using a web browser.	X	X	X

Note: The purpose of this table is to provide a short definition for each associated training method and to relate each method to the focus of the learning. It is not meant to comprehensively explore and identify the capabilities of each training method herein included.

(1) 'Instructor-centred' means that the instructor is responsible for teaching the student.

(2) 'Student-centred' means that the student is responsible for the learning progress.

(3) 'Blended training' includes different instructional methods and tools, different delivery methods, different scheduling (synchronous/asynchronous) or different levels of guidance. Blended training allows the integration of a range of learning opportunities.

(4) 'Multimedia-based training' by definition uses various media to achieve its objective, thus, none of the single media listed is per se a complete solution for training.

Table 3 presents the combination of training methods and tools that may be taken into account for theoretical and practical training.

The table is intended to support potential delivery methods. Additional training methods and further use of those methods could be acceptable to the competent authority when demonstrated as supporting learning objectives.

Table 3 Combination of training methods and tools, and their use

Training method	Training tools	Theoretical elements			Practical elements	OJT	Learning objectives		
		Level 1	Level 2	Level 3			Knowledge	Skills	Attitude
Lecturing (instructor-led /face to face)	1,2,3,5,6,7,8,9, 10 11,12,13,14,16	X	X	X	X	X Only type	X	X	X Only type
Assisted learning (mentoring)	1,2,3,5,6,7,8,9, 10,11,12,13,14, 15,16	X	X	X	X	X Only type	X	X	X Only type
e-learning	1,2,3,4,5,8,12, 14,15,16	X	X	X ⁽¹⁾	X ⁽¹⁾		X	X ⁽¹⁾	X ⁽¹⁾
Computer-based training	1,2,3,4,5,8,12, 14,15,16	X	X	X	X ⁽¹⁾		X Only type	X ⁽¹⁾	
Multimedia-based training	1,2,3,4,5,8,12, 13,14,15,16	X	X	X	X ⁽¹⁾		X Only type	X ⁽¹⁾	X ⁽¹⁾
Web-based training (WBT)	1,2,3,4,5,8,12, 14,15,16	X	X	X ⁽¹⁾	X ⁽¹⁾		X Only type	X ⁽¹⁾ Only type	X ⁽¹⁾
M-learning	1,2,3,4,5,12,15, 16	X	X	X ⁽¹⁾	X ⁽¹⁾		X ⁽¹⁾ Type unlimited	X ⁽¹⁾	
Distance learning synchronous	1,2,3,4,5,8,15, 16	X	X	X ⁽¹⁾	X ⁽¹⁾		X ⁽¹⁾ Type unlimited	X ⁽¹⁾	X ⁽¹⁾ Only type
Distance learning asynchronous	1,2,3,4,5,8,16	X	X	X ⁽¹⁾			X ⁽¹⁾ Type unlimited	X ⁽¹⁾	X ⁽¹⁾ Only type
Demonstration	1,2,3,5,6,7,8,9, 10,11,12,13,14, 15,16	X	X	X ⁽¹⁾	X	X ⁽¹⁾ Only type	X	X	X ⁽¹⁾ Only type
Simulation	1,3,4,6,7,8,9, 10,12,14, 15 ⁽¹⁾ , 16	X	X	X ⁽¹⁾	X		X	X	X Only type

This table relates a given training method to a list of acceptable training tools (code), oriented to deliver the theoretical elements, practical elements or on-the-job training associated with their specific learning objectives.

(1) Limited suitability. It means that the respective training method may be used but with limited results, thus requiring the support of a complementary training method to fulfil the learning objectives.

NOTE: Instructor (human) involvement should be considered in Basic Knowledge Module 9.

AMC 147.A.130(b) Training procedures and quality system

ED Decision 2015/029/R

1. The independent audit procedure should ensure that all aspects of [Part-147](#) compliance should be checked at least once in every 12 months and may be carried out as one complete single exercise or subdivided over a 12-month period in accordance with a scheduled plan.
2. In a small maintenance training organisation the independent audit function may be contracted to another maintenance training organisation approved under [Part-147](#) or a competent person acceptable to the competent authority. Where the small training organisation chooses to contract the audit function it is conditional on the audit being carried out twice in every 12 month period with one such audit being unannounced.
3. Where the maintenance training organisation is also approved to another Part requiring a quality system, then such quality systems may be combined.
4. When training or examination is carried out under the sub-contract control system:
 - (i) a pre audit procedure should be established whereby the Part-147 approved maintenance training organisation' should audit a prospective sub-contractor to determine whether the services of the sub-contractor meet the intent of Part-147.
 - (ii) a renewal audit of the subcontractor should be performed at least once every 12 months to ensure continuous compliance with the [Part-147](#) standard.
 - (iii) the sub-contract control procedure should record audits of the sub-contractor and to have a corrective action follow-up plan.
5. The independence of the audit system should be established by always ensuring that audits are carried out by personnel not responsible for the function or procedure being checked.

GM to 147.A.130(b) Training procedures and quality system

ED Decision 2015/029/R

1. The primary objective of the quality system is to enable the training organisation to satisfy itself that it can deliver properly trained students and that the organisation remains in compliance with [Part-147](#).
2. The independent audit is a process of routine sample checks of all aspects of the training organisation's ability to carry out all training and examinations to the required standards. It represents an overview of the complete training system and does not replace the need for instructors to ensure that they carry out training to the required standard.
3. A report should be raised each time an audit is carried out describing what was checked and any resulting findings. The report should be sent to the affected department(s) for rectification action giving target rectification dates. Possible rectification dates may be discussed with the affected department(s) before the quality department confirms such dates on the report. The affected department(s) should rectify any findings and inform the quality department of such rectification.
4. A large training organisation (an organisation with the capacity to provide training for 50 students or more) should have a dedicated quality audit group whose sole function is to conduct audits, raise finding reports and follow up to ensure that findings are being rectified. For the small training organisation (an organisation with the capacity to provide training for less than 50 students) it is acceptable to use competent personnel from one section/department not responsible for the function or procedure to check the section/department that is responsible

subject to the overall planning and implementation being under the control of the quality manager.

5. The management control and follow up system should not be contracted to outside persons. The principal function is to ensure that all findings resulting from the independent audit are corrected in a timely manner and to enable the accountable manager to remain properly informed of the state of compliance. Apart from rectification of findings the accountable manager should hold routine meetings to check progress on rectification except that in the large training organisation such meetings may be delegated on a day to day basis to the quality manager as long as the accountable manager meets at least once per year with the senior staff involved to review the overall performance.

147.A.135 Examinations

Regulation (EU) 2023/989

- (a) The examination staff shall ensure the security of all questions.
- (b) Any student found during a knowledge examination to be cheating or in possession of material pertaining to the examination subject other than the examination papers and associated authorised documentation shall be disqualified from taking the examination and may not take any examination for at least 12 months after the date of the incident. The competent authority shall be informed of any such incident together with the details of any enquiry within one calendar month.
- (c) Any examiner found during a knowledge examination to be providing question answers to any student being examined shall be disqualified from acting as an examiner and the examination declared void. The competent authority must be informed of any such occurrence within one calendar month.
- (d) The examination shall be performed in a controlled environment by a training organisation approved under this Annex and described in its maintenance training organisation exposition (MTOE).

For examination purposes, a 'controlled environment' means an environment where the following can be established and verified: (a) the identity of the students; (b) the proper conduct of the examination process; (c) the integrity of the examination and (d) the security of the examination material.

AMC 147.A.135 Examinations

ED Decision 2015/029/R

1. Examinations may be computer- or hard-copy-based or a combination of both.
2. The actual questions to be used in a particular examination should be determined by the examiners.

GM to 147.A.135 Examinations

ED Decision 2015/029/R

The competent authority will determine when or if the disqualified examiner may be reinstated.

147.A.140 Maintenance training organisation exposition

Regulation (EU) No 1321/2014

- (a) The organisation shall provide an exposition for use by the organisation describing the organisation and its procedures and containing the following information:
1. a statement signed by the accountable manager confirming that the maintenance training organisation exposition and any associated manuals define the maintenance training organisation's compliance with this Part and shall be complied with at all times.
 2. the title(s) and name(s) of the person(s) nominated in accordance with point [147.A.105\(b\)](#).
 3. the duties and responsibilities of the person(s) specified in point 2, including matters on which they may deal directly with the competent authority on behalf of the maintenance training organisation.
 4. a maintenance training organisation chart showing associated chains of responsibility of the person(s) specified in point (a)(2).
 5. a list of the training instructors, knowledge examiners and practical assessors.
 6. a general description of the training and examination facilities located at each address specified in the maintenance training organisation's approval certificate, and if appropriate any other location, as required by point [147.A.145\(b\)](#).
 7. a list of the maintenance training courses which form the extent of the approval.
 8. the maintenance training organisation's exposition amendment procedure.
 9. the maintenance training organisation's procedures, as required by point [147.A.130\(a\)](#).
 10. the maintenance training organisation's control procedure, as required by [147.A.145\(c\)](#), when authorised to conduct training, examination and assessments in locations different from those specified in point [147.A.145\(b\)](#).
 11. a list of the locations pursuant to point [147.A.145\(b\)](#).
 12. a list of organisations, if appropriate, as specified in point [147.A.145\(d\)](#).
- (b) The maintenance training organisation's exposition and any subsequent amendments shall be approved by the competent authority.
- (c) Notwithstanding point (b) minor amendments to the exposition may be approved through an exposition procedure (hereinafter called indirect approval).

AMC 147.A.140 Maintenance training organisation exposition

ED Decision 2015/029/R

1. A recommended format of the exposition is included in Appendix I.
2. When the maintenance training organisation is approved in accordance with any other Part which also requires an exposition, the exposition required by the other Part may form the basis of the maintenance training organisation exposition in a combined document, as long as the other exposition contains the information required by [147.A.140](#) and a cross reference index is included based upon Appendix I.
3. When training or examination is carried out under the sub-contract control system the maintenance training organisation exposition should contain a specific procedure on the control

of sub-contractors as per Appendix 1 item 2.18 plus a list of sub-contractors as required by [147.A.140\(a\)12](#) and detailed in Appendix I item 1.7.

4. The competent authority may approve a delegated exposition approval system for all changes other than those affecting the approval.

147.A.145 Privileges of the maintenance training organisation

Regulation (EU) 2023/989

- (a) The maintenance training organisation may carry out the following as permitted by and in accordance with the maintenance training organisation exposition:
 - (i) basic training courses to the [Annex III \(Part-66\)](#) syllabus, or part thereof;
 - (ii) aircraft type/task training courses in accordance with Annex III (Part-66);
 - (iii) the examination of students who attended the basic or aircraft type training course at the maintenance training organisation;
 - (iv) the examination of students who did not attend the aircraft type training course at the maintenance training organisation;
 - (v) the examination of students who did not attend the basic training course at the maintenance training organisation, provided that:
 - (1) the examination is conducted at one of the locations identified in the approval certificate, or
 - (2) if performed at locations not identified in the approval certificate, as permitted by points (b) and (c), either
 - the examination is provided through a European Central Question Bank (ECQB), or
 - in the absence of an ECQB, the competent authority selects the questions for the examination;
 - (vi) the issue of certificates in accordance with Appendix III following successful completion of the approved basic or aircraft type training courses and examinations specified in points (a)(i), (a)(ii), (a)(iii), (a)(iv) and (a)(v), as applicable.
- (b) Theoretical training, knowledge examinations, practical training and practical assessments may be carried out only at the locations identified in the approval certificate or at any location specified in the MTOE.
- (c) By derogation to point (b), the maintenance training organisation may only conduct training, knowledge examinations and practical assessments in locations different from the point (b) locations in accordance with a control procedure specified in the maintenance training organisation exposition. Such locations need not be listed in the maintenance training organisation exposition.
- (d)
 1. The maintenance training organisation may subcontract the conduct of basic theoretical training, type training and related examinations to a non maintenance training organisation only when under the control of the maintenance training organisation quality system.
 2. The subcontracting of basic theoretical training and examination is limited to [Annex III \(Part-66\)](#), [Appendix I](#), Modules 1, 2, 3, 4, 5, 6, 8, 9 and 10.

3. The subcontracting of type training and examination is limited to powerplant and avionic systems.
- (e) An organisation may not be approved to conduct examinations unless approved to conduct the corresponding training.
 - (f) By derogation from point (e), an organisation approved to provide basic knowledge training or type training may also be approved to provide type examination in the cases where type training is not required.

AMC1 147.A.145(c) Distance learning via uniform resource locator (URL) addresses

ED Decision 2023/019/R

Distance training may also be delivered via URL addresses. When delivering distance training, the learning location is the responsibility of the student and need not be controlled by the training organisation. Refer to point [147.A.100\(j\)](#).

Knowledge examinations may also be conducted by accessing the examination questions via uniform resource locator (URL) addresses, provided the knowledge examination environment is under the control of the maintenance training organisation.

AMC 147.A.145(d) Privileges of the maintenance training organisation

ED Decision 2015/029/R

1. When training or examination is carried out under the sub-contract control system it means that for the duration of such training or examination, the [Part-147](#) approval has been temporarily extended to include the sub-contractor. It therefore follows that those parts of the sub-contractor's facilities, personnel and procedures involved with the [Part-147](#) approved maintenance training organisation's students should meet requirements of [Part-147](#) for the duration of that training or examination and it remains the [Part-147](#) organisation's responsibility to ensure such requirements are satisfied.
2. The maintenance training organisation approved under Part-147 is not required to have complete facilities and personnel for training that it needs to sub-contract but it should have its own expertise to determine that the sub-contractor meets the Part-147 standards. Particular attention should be given to ensuring that the training that is delivered also meets the requirements of [Part-66](#) and the aircraft technologies are appropriate.
3. The contract between the maintenance training organisation approved under Part-147 and the sub-contractor should contain:
 - a provision for the Agency and the competent authority to have right of access to the sub-contractor;
 - a provision for the sub-contractor to inform the Part-147 approved maintenance training organisation of any change that may affect its Part-147 approval, before any such change takes place.

GM 147.A.145(d) Privileges of the maintenance training organisation

ED Decision 2015/029/R

1. The pre audit procedure should focus on establishing compliance with the training and examination standards set out in [Part-147](#) and [Part-66](#).
2. The fundamental reason for allowing a maintenance training organisation approved under [Part-147](#) to sub-contract certain basic theoretical training courses is to permit the approval of maintenance training organisations, which may not have the capacity to conduct training courses on all [Part-66](#) modules.
3. The reason for allowing the subcontracting of training modules 1 to 6 and 8 to 10 only is, most of the related subjects can generally also be taught by training organisations not specialised in aircraft maintenance and the practical training element as specified in [147.A.200](#) does not apply to them. On the contrary, training modules 7 and 11 to 17 are specific to aircraft maintenance and include the practical training element as specified in [147.A.200](#). The intent of the 'limited subcontracting' option as specified in [147.A.145](#) is to grant [Part-147](#) approvals only to those organisations having themselves at least the capacity to teach on aircraft maintenance specific matters.

GM 147.A.145(d)3 Privileges of the maintenance training organisation

ED Decision 2015/029/R

In the case of type training and examination, the reason for allowing only subcontracting to powerplant and avionics systems is that the related subjects can generally also be imparted by certain organisations specialised in these domains such as the Type Certificate Holder of the powerplant or the OEMs of these avionics systems. In such a case, the type training course should make clear how the interfaces with the airframe are addressed and by whom (the subcontracted organisation or the [Part-147](#) organisation itself).

AMC 147.A.145(f) Privileges of the maintenance training organisation

ED Decision 2015/029/R

When an organisation approved to provide basic knowledge training or type training is also approved to provide type examination in the cases where type training is not required, appropriate procedures in the MTOE should be developed and approved, including:

- The development and the conduct of the type examination;
- The qualification of the examiners and their currency.

In particular, emphasis should be put when such an examination is not regularly conducted or when the examiners are not normally involved in aircraft or activities with technology corresponding to the aircraft type subject to examination. An example would be the case of an organisation providing basic knowledge training only for the B1.1 license. This organisation should justify how they run type examinations for single piston-engine helicopters in the case of a B1.4 licence.

147.A.150 Changes to the maintenance training organisation

Regulation (EU) No 1321/2014

- (a) The maintenance training organisation shall notify the competent authority of any proposed changes to the organisation that affect the approval before any such change takes place, in order to enable the competent authority to determine continued compliance with this Part and to amend if necessary the maintenance training organisation approval certificate.
- (b) The competent authority may prescribe the conditions under which the maintenance training organisation may operate during such changes unless the competent authority determines that the maintenance training organisation approval must be suspended.
- (c) Failure to inform the competent authority of such changes may result in suspension or revocation of the maintenance training organisation approval certificate backdated to the actual date of the changes.

147.A.155 Continued validity

Regulation (EU) No 1321/2014

- (a) An approval shall be issued for an unlimited duration. It shall remain valid subject to:
 - 1. the organisation remaining in compliance with this Part, in accordance with the provisions related to the handling of findings as specified in point [147.B.130](#); and
 - 2. the competent authority being granted access to the organisation to determine continued compliance with this [Annex \(Part-147\)](#); and
 - 3. the certificate not being surrendered or revoked.
- (b) Upon surrender or revocation, the approval shall be returned to the competent authority.

147.A.160 Findings

Regulation (EU) No 1321/2014

- (a) A level 1 finding is one or more of the following:
 - 1. any significant non-compliance with the examination process which would invalidate the examination(s),
 - 2. failure to give the competent authority access to the organisation's facilities during normal operating hours after two written requests,
 - 3. the lack of an accountable manager,
 - 4. a significant non-compliance with the training process.
- (b) A level 2 finding is any non-compliance with the training process other than level 1 findings.
- (c) After receipt of notification of findings according to point [147.B.130](#), the holder of the maintenance training organisation approval shall define a corrective action plan and demonstrate corrective action to the satisfaction of the competent authority within a period agreed with this authority.

SUBPART C — APPROVED BASIC TRAINING COURSE

147.A.200 The approved basic training course

Regulation (EU) 2023/989

- (a) The approved basic training course shall consist of knowledge training, knowledge examination, practical training and a practical assessment.
- (b) The knowledge training element shall cover the subject matter for a category or subcategory aircraft maintenance licence as specified in [Annex III \(Part-66\)](#).
- (c) The knowledge examination element shall cover a representative cross section of subject matter from the point (b) training element.
- (d) The practical training element shall cover the practical use of common tooling/equipment, the disassembly/assembly of a representative selection of aircraft parts and the participation in representative maintenance activities being carried out relevant to the particular [Part-66](#) complete module.
- (e) The practical assessment element shall cover the practical training and determine whether the student is competent at using tools and equipment and working in accordance with maintenance manuals.
- (f) The duration of basic training courses shall be in accordance with Appendix I.
- (g) Notwithstanding point (f), in order to benefit from changes in training technologies and methods (theoretical training), or from credits specified in point [66.A.25\(e\)](#) of Annex III (Part-66), the number of hours as established in Appendix I (Basic training course duration) may be amended provided that the syllabus content and schedule describe and justify the proposed changes. A procedure shall be included in the MTOE to justify those changes.
- (h) The duration of conversion courses between (sub)categories shall be determined through an assessment of the basic training syllabus and the related practical training needs.

AMC 147.A.200(b) The approved basic training course

ED Decision 2015/029/R

Each licence category or subcategory basic training course may be subdivided into modules or sub-modules of knowledge and may be intermixed with the practical training elements subject to the required time elements of [147.A.200\(f\)](#) and [\(g\)](#) being satisfied.

AMC 147.A.200(d) The approved basic training course

ED Decision 2015/029/R

1. Where the maintenance training organisation approved under [Part-147](#) contracts the practical training element either totally or in part to another organisation in accordance with [147.A.100\(d\)](#), the organisation in question should ensure that the practical training elements are properly carried out.
2. At least 30% of the practical training element should be carried out in an actual maintenance working environment.

AMC1 147.A.200(f) The approved basic training course

ED Decision 2023/019/R

1. In order to follow pedagogical and human factors principles, the maximum number of training hours per day for the theoretical training should not be more than 6 hours. A training hour means 60 minutes of tuition excluding any breaks, examination, revision, preparation and aircraft visit. In exceptional cases, the competent authority may allow deviation from this standard when it is properly justified that the proposed number of hours follows pedagogical and human factors principles. These principles are especially important in those cases where:
 - Theoretical and practical training are performed at the same time;
 - Training and normal maintenance duty/apprenticeship are performed at the same time.
2. The minimum participation criteria for the trainee in order to meet the objectives of the basic training course should not be less than 90 % of the tuition hours or 95 % completion of the content for student-centred methods in a theoretical training course. Additional training may be provided by the training organisation for the trainee to meet the minimum participation criteria. If the minimum participation that is defined for the basic training course is not met, a certificate of recognition (CoR) should not be issued.

AMC 147.A.200(g) The approved basic training course

ED Decision 2020/002/R

Typical conversion durations are given below:

- (a) The approved basic training course to qualify for conversion from holding a [Part-66](#) aircraft maintenance licence in subcategory A1 to subcategory B1.1 or B2 should not be less than 1600 hours and for conversion from holding a Part-66 aircraft maintenance licence in subcategory A1 to subcategory B1.1 combined with B2 should not be less than 2200 hours. The course should include between 60% and 70% knowledge training.
- (b) The approved basic training course to qualify for conversion from holding a Part-66 aircraft maintenance licence in subcategory B1.1 to B2 or category B2 to B1.1 should not be less than 600 hours, and should include between 80% and 85% knowledge training.
- (c) The approved basic training course to qualify for conversion from holding a Part-66 aircraft maintenance licence in subcategory B1.2 to subcategory B1.1 should not be less than 400 hours, and should include between 50% and 60% knowledge training.
- (d) The approved basic training course to qualify for conversion from holding a Part-66 aircraft maintenance licence in one subcategory A to another subcategory A should not be less than 70 hours, and should include between 30% and 40% knowledge training.
- (e) The approved basic training course to qualify for conversion from holding a Part-66 aircraft maintenance licence in any subcategory A to category B2L (with any system rating) should not be less than 800 hours and should include between 60 and 70 % of knowledge training.

147.A.205 Basic knowledge examinations

Regulation (EU) No 1321/2014

Basic knowledge examinations shall:

- (a) be in accordance with the standard defined in [Annex III \(Part-66\)](#).
- (b) be conducted without the use of training notes.

- (c) cover a representative cross section of subjects from the particular module of training completed in accordance with [Annex III \(Part-66\)](#).

AMC 147.A.205 Basic knowledge examinations

ED Decision 2015/029/R

The competent authority may accept that the maintenance training organisation approved under [Part-147](#) can conduct examination of students who did not attend an approved basic course at the organisation in question.

147.A.210 Basic practical assessment

Regulation (EU) No 1321/2014

- (a) Basic practical assessments shall be carried out during the basic maintenance training course by the nominated practical assessors at the completion of each visit period to the practical workshops/maintenance facility.
- (b) The student shall achieve an assessed pass with respect to point [147.A.200\(e\)](#).

AMC 147.A.210(a) Basic practical assessment

ED Decision 2015/029/R

Where the maintenance training organisation approved under [Part-147](#) contracts the practical training element either totally or in part to another organisation in accordance with [147.A.100\(d\)](#) and chooses to nominate practical assessors from the other organisation, the organisation in question should ensure that the basic practical assessments are carried out.

AMC 147.A.210(b) Basic practical assessment

ED Decision 2015/029/R

An assessed pass for each student should be granted when the practical assessor is satisfied that the student meets the criteria of [147.A.200\(e\)](#). This means that the student has demonstrated the capability to use relevant tools/equipment/test equipment as specified by the tool/equipment/test equipment manufacturer and the use of maintenance manuals in that the student can carry out the required inspection/testing without missing any defects, can readily identify the location of components and is capable of correct removal/fitment/adjustment of such components. The student is only required to carry out enough inspection/testing and component removal/fitment/adjustments to prove capability. The student should also show an appreciation of the need to ensure clean working conditions and the observance of safety precautions for the student and the product. In addition, the student should demonstrate a responsible attitude in respect to flight safety and airworthiness of the aircraft.

[Appendix III to AMC to Part-66](#) provides criteria for the competence assessment performed by the designated assessors (and their qualifications).

SUBPART D — AIRCRAFT TYPE/TASK TRAINING

147.A.300 Aircraft type/task training

Regulation (EU) No 1321/2014

A maintenance training organisation shall be approved to carry out [Annex III \(Part-66\)](#) aircraft type and/or task training subject to compliance with the standard specified in point [66.A.45](#).

AMC1 147.A.300 Aircraft type / task training

ED Decision 2023/019/R

Aircraft type training may be sub-divided in airframe and/or powerplant and/or avionics/electrical systems type training courses. A maintenance training organisation approved under [Part-147](#) may be approved to conduct airframe type training only, powerplant type training only, avionics/electrical systems type training only or any combination thereof.

1. Airframe type training course means a type training course including all relevant aircraft structure and electrical and mechanical systems excluding the powerplant.
2. Powerplant type training course means a type training course on the bare engine, including the build-up to a quick engine change unit.
3. The interface of the engine/airframe systems should be addressed by either airframe or powerplant type training. In some cases, such as for general aviation, it may be more appropriate to cover the interface during the airframe course due to the large variety of aircraft that can have the same engine type installed.
4. Avionics/electrical systems type training course means type training on avionics and electrical systems covered by but not necessarily limited to ATA (Air Transport Association) chapters 22, 23, 24, 25, 27, 31, 33, 34, 42, 44, 45, 46, 73 and 77 or equivalent.
5. For task training, MBT methods may be used.

147.A.305 Aircraft type evaluation and task assessment

Regulation (EU) 2023/989

A maintenance training organisation approved in accordance with point [147.A.300](#) to conduct aircraft type training shall conduct the aircraft type evaluation or aircraft task assessment specified in [Annex III \(Part-66\)](#) subject to compliance with the aircraft type and/or task standard specified in point [66.A.45](#) of [Annex III \(Part-66\)](#).

SECTION B — PROCEDURES FOR COMPETENT AUTHORITIES

SUBPART A — GENERAL

147.B.05 Scope

Regulation (EU) No 1321/2014

This section establishes the administrative requirements to be followed by the competent authorities in charge of the application and the enforcement of Section A of this Part.

147.B.10 Competent Authority

Regulation (EU) No 1321/2014

(a) General

The Member State shall designate a competent authority with allocated responsibilities for the issuance, continuation, change, suspension or revocation of certificates under this [Annex \(Part-147\)](#). This competent authority shall establish documented procedures and an organisational structure.

(b) Resources

The competent authority shall be appropriately staffed to carry out the requirements of this Part.

(c) Procedures

The competent authority shall establish procedures detailing how compliance with this [Annex \(Part-147\)](#) is accomplished.

The procedures shall be reviewed and amended to ensure continued compliance.

(d) Qualification and training

All staff involved in approvals related to this Annex must:

1. Be appropriately qualified and have all necessary knowledge, experience and training to perform their allocated tasks.
2. Have received training and continuation training on [Annex III \(Part-66\)](#) and [Annex IV \(Part-147\)](#) where relevant, including its intended meaning and standard.

AMC 147.B.10(a) Competent authority

ED Decision 2015/029/R

1. In deciding upon the required organisational structure, the competent authority should review the number of certificates to be issued, the number and size of potential [Part-147](#) approved maintenance training organisations within that Member State, as well as the level of civil aviation activity, number and complexity of aircraft and the size of the Member State's aviation industry.
2. The competent authority should retain effective control of important surveillance functions and not delegate them in such a way that [Part-147](#) organisations, in effect, regulate themselves in airworthiness matters.

3. The set-up of the organisational structure should ensure that the various tasks and obligations of the competent authority are not relying on individuals. That means that a continuing and undisturbed fulfilment of these tasks and obligations of the competent authority should also be guaranteed in case of illness, accident or leave of individual employees.

AMC1 147.B.10(b) Competent authority

ED Decision 2023/019/R

1. competent authority surveyors should have:
 - 1.1. practical experience and expertise in the application of aviation safety standards and safe operating practices;
 - 1.2. comprehensive knowledge of:
 - (a) relevant parts of implementing rules, certification specifications and guidance material;
 - (b) the competent authority's procedures;
 - (c) the rights and obligations of a surveyor;
 - (d) quality systems;
 - (e) continuing airworthiness management.
 - 1.3. training on auditing techniques.
2. five years relevant work experience to be allowed to work as a surveyor independently. This may include experience gained during training to obtain the 1.5 qualification.
3. a relevant engineering degree or an aircraft maintenance or training qualification with additional education. 'relevant engineering degree' means an engineering degree from aeronautical, mechanical, electrical, electronic, avionic or other studies relevant to the maintenance and continuing airworthiness of aircraft/aircraft components.
 - 3.1. knowledge of a relevant sample of aircraft types
 - 3.2. knowledge of maintenance training standards.
 - 3.3. training methods and technologies.
4. In addition to technical competency, surveyors should have a high degree of integrity, be impartial in carrying out their tasks, be tactful, and have a good understanding of human nature.
5. A programme for continuation training should be developed that ensures that the surveyors remain competent to perform their allocated tasks.

AMC 147.B.10(c) Competent authority

ED Decision 2015/029/R

The documented procedures should contain the following information:

- (a) The Member State's designation of the competent authority(ies).
- (b) The title(s) and name(s) of the manager(s) of the competent authority and their duties and responsibilities.
- (c) Organisation chart(s) showing associated chains of responsibility of the senior persons.

- (d) A procedure defining the qualifications for staff together with a list of staff authorised to sign certificates.
- (e) A general description of the facilities.
- (f) Procedures specifying how the competent authority(ies) ensure(s) compliance with [Part-147](#).

147.B.20 Record-keeping

Regulation (EU) No 1321/2014

- (a) The competent authority shall establish a system of record-keeping that allows adequate traceability of the process to issue, renew, continue, vary, suspend or revoke each approval.
- (b) The records for the oversight of maintenance training organisations shall include as a minimum:
 - 1. the application for an organisation approval.
 - 2. the organisation approval certificate including any changes.
 - 3. a copy of the audit program listing the dates when audits are due and when audits were carried out.
 - 4. continued oversight records including all audit records.
 - 5. copies of all relevant correspondence.
 - 6. details of any exemption and enforcement actions.
 - 7. any report from other competent authorities relating to the oversight of the organisation.
 - 8. organisation exposition and amendments.
- (c) The minimum retention period for the point (b) records shall be four years.

AMC 147.B.20 Record-keeping

ED Decision 2015/029/R

- 1. The record-keeping system should ensure that all records are accessible whenever needed within a reasonable time. These records should be organized in a consistent way throughout the competent authority (chronological, alphabetical order, etc.).
- 2. All records containing sensitive data regarding applicants or organisations should be stored in a secure manner with controlled access to ensure confidentiality of this kind of data.
- 3. All computer hardware used to ensure data backup should be stored in a different location from that containing the working data in an environment that ensures they remain in good condition. When hardware- or software-changes take place special care should be taken that all necessary data continues to be accessible at least through the full period specified in [147.B.20](#).

147.B.25 Exemptions

Regulation (EU) 2019/1383

- (a) The competent authority may exempt a State education department school from:
 - 1. being an organisation as specified in point [147.A.10](#).
 - 2. having an accountable manager, subject to the limitation that the department appoint a senior person to manage the training organisation and such person has a budget sufficient to operate the organisation to the standard of this [Annex \(Part-147\)](#).

3. having recourse to the independent audit part of a quality system subject to the department operating an independent schools inspectorate to audit the maintenance training organisation at the frequency required by this Part.
- (b) All exemptions granted in accordance with Article 71(1) of Regulation (EU) 2018/1139 shall be recorded and retained by the competent authority.

SUBPART B — ISSUE OF AN APPROVAL

Regulation (EU) No 1321/2014

This Subpart provides the requirements to issue or vary the maintenance training organisation approval.

147.B.110 Procedure for approval and changes to the approval

Regulation (EU) No 1321/2014

- (a) Upon receipt of an application, the competent authority shall:
 1. review the maintenance training organisation exposition; and
 2. verify the organisation's compliance with the requirement of [Annex IV \(Part-147\)](#).
- (b) All findings identified shall be recorded and confirmed in writing to the applicant.
- (c) All findings shall be closed in accordance with point [147.B.130](#) before the approval is issued.
- (d) The reference number shall be included on the approval certificate in a manner specified by the Agency.

GM to 147.B.110 Procedure for approval and changes to the approval

ED Decision 2015/029/R

1. A meeting should be arranged between the applicant and the Member State who issue [Part-147](#) approvals to determine if the applicant's training activities justify the investigation for issue of [Part-147](#) approval and to ensure that the applicant understands what needs to be done for [Part-147](#) approval. This meeting is not intended to establish compliance but rather to see if the activity is a [Part-147](#) activity.
2. Assuming that the applicant's activities come within the scope of [Part-147](#) approval, instructions should be sent to the competent authority staff requesting that an audit of the applicant be carried out and when satisfied that compliance has been established, a recommendation for the issue of approval should be submitted to the competent authority staff who grant approval unless these are the same staff. The competent authority should determine how and by whom the audit shall be conducted. For example, if the applicant is a large training organisation, it will be necessary to determine whether one large team audit or a short series of small team audits or a long series of single person audits is most appropriate for the particular situation. A further consideration in the case of a combined [Part-145/147](#) organisation is the possibility to combine the audits.
3. Where it is intended that the maintenance training organisation may conduct training and examinations away from the maintenance training organisation address(es) in accordance with [147.A.145\(c\)](#), then a sample audit should be carried out by the competent authority from time to time of the process to ensure that procedures are followed. For practical reasons such sample audits will need to be carried out when training is being conducted away from the maintenance training organisation address(es).
4. The auditing surveyor should ensure that they are always accompanied throughout the audit by a senior member of the organisation making application for [Part-147](#) approval. Normally this should be the proposed quality manager. The reason for being accompanied is to ensure that the organisation is fully aware of any findings during the audit. In any case, the proposed quality

manager/senior member of the organisation should be debriefed at the end of the audit visit on the findings made during the audit.

5. There will be occasions when the auditing surveyor may find situations in the applicant's organisation on which he/she is unsure about compliance. In this case, the organisation should be informed about possible non-compliance at the time of audit and the fact that the situation will be reviewed before a decision is made. The organisation should be informed of the decision within 2 weeks of the audit visit in writing if the decision is a confirmation of non-compliance. If the decision is a finding of being in compliance, a verbal confirmation to the organisation will suffice.
6. A change of name of the maintenance training organisation requires the organisation to submit a new application as a matter of urgency stating that only the name of the organisation has changed including a copy of the organisation exposition with the new name. Upon receipt of the application and the organisation exposition, the competent authority should reissue the approval certificate valid only up to the current expiry date.
7. A name change alone does not require the competent authority to audit the organisation, unless there is evidence that other aspects of the maintenance training organisation have changed.
8. A change of accountable manager requires the maintenance training organisation to submit such fact to the competent authority as a matter of urgency together with the amendment to the accountable manager exposition statement.
9. A change of any of the senior personnel specified in [147.A.105\(b\)](#) requires the maintenance training organisation to submit a [Form 4](#) in respect of the particular person. If satisfied that the qualifications and experience meet the standard required by Part-147, the competent authority should indicate acceptance in writing to the maintenance training organisation.
10. A change in the maintenance training organisation's exposition requires the competent authority to establish that the procedures specified in the exposition are in compliance with Part-147 and then to establish if these are the same procedures intended for use within the training facility.
11. Any change of location of the maintenance training organisation requires the organisation to make a new application to the competent authority together with the submission of an amended exposition. The competent authority should follow the procedure specified in [147.B.110\(a\) and \(b\)](#) in so far as the change affects such procedure before issuing a new Part-147 approval certificate.
12. The complete or partial reorganisation of a training organisation should require the re-audit of those elements that have changed.
13. Any additional basic or aircraft type training courses requires the maintenance training organisation to make a new application to the competent authority together with the submission of an amended exposition. For basic training extensions, an additional sample of new examination questions relevant to the modules associated with the extension being sought will be required to be submitted. The competent authority should follow the procedure of paragraph 11 in so far as the change affects such procedures unless the competent authority is satisfied that the maintenance training organisation has a well-controlled procedure to qualify such change when it is not necessary to conduct the audit elements of the paragraph 11 procedure.

AMC 147.B.110(a) Procedure for approval and changes to the approval

ED Decision 2015/029/R

1. The audit should be conducted on the basis of checking the facility for compliance, interviewing personnel and sampling any relevant training course for its conduct and standard.
2. The audit report should be made on an [EASA Form 22](#) (see appendix III).

AMC 147.B.110(b) Procedure for approval and changes to the approval

ED Decision 2015/029/R

The date each finding was rectified should be recorded together with the reference document.

147.B.120 Continued validity procedure

Regulation (EU) No 1321/2014

- (a) Each organisation shall be completely audited for compliance with this [Annex \(Part-147\)](#) at periods not exceeding 24 months. This shall include the monitoring of at least one training course and one examination performed by the maintenance training organisation.
- (b) Findings shall be processed in accordance with point [147.B.130](#).

AMC 147.B.120(a) Continued validity procedure

ED Decision 2015/029/R

1. Audits should be conducted to ensure the continuity of the approval; it is not necessary to sample all basic and type training courses, but the competent authority should sample, as appropriate, one basic and one type training course to establish that training is conducted in an appropriate manner. Nevertheless, the duration of the sampling for each course should not be less than 3 hours. Where no training course is being conducted during the audit, arrangements should be made to return at a later date to sample the conduct of a training course.
2. It is not necessary to sample all examinations associated with a training course but the competent authority should sample, as appropriate, one basic and one type training course examination.

147.B.125 Maintenance training organisation approval certificate

Regulation (EU) No 1321/2014

The maintenance training organisation approval certificate format shall be as detailed in Appendix II.

147.B.130 Findings

Regulation (EU) No 1321/2014

- (a) Failure to complete the rectification of any level 1 finding within three days of written notification shall entail revocation, suspension or limitation by the competent authority, of the maintenance training organisation approval in whole or in part.

- (b) Action shall be taken by the competent authority to revoke, limit or suspend in whole or part the approval in case of failure to comply within the time scale granted by the competent authority in the case of a level 2 finding.

AMC 147.B.130(b) Findings

ED Decision 2015/029/R

1. In the case of a level 2 finding, the competent authority may give up to six-month notice of the need for rectification. Dependent upon the seriousness of the level 2 finding(s) the competent authority may choose a notice period less than six months.
2. When the competent authority chooses to allow six months, the initial notification should be of three-month duration to the quality manager followed by the final three-month notice to the accountable manager.

SUBPART C — REVOCATION, SUSPENSION AND LIMITATION OF THE MAINTENANCE TRAINING ORGANISATION APPROVAL

147.B.200 Revocation, suspension and limitation of the maintenance training organisation approval

Regulation (EU) No 1321/2014

The competent authority shall:

- (a) suspend an approval on reasonable grounds in the case of potential safety threat; or
- (b) suspend, revoke or limit an approval pursuant to [147.B.130](#).

APPENDICES TO ANNEX IV (PART-147)

Appendix I — Basic training course duration

Regulation (EU) 2018/1142

The minimum duration of a complete basic training course shall be as follows:

Basic Course	Duration (in hours)	Theoretical Training Ratio (in %)
A1	800	30–35
A2	650	30–35
A3	800	30–35
A4	800	30–35
B1.1	2 400	50–60
B1.2	2 000	50–60
B1.3	2 400	50–60
B1.4	2 400	50–60
B2	2 400	50–60
B2L	1 500 (*)	50–60
B3	1 000	50–60

(*) This number of hours shall be increased as follows, depending on the additional system ratings selected:

System Rating	Duration (in hours)	Theoretical Training Ratio (in %)
COM/NAV	90	50–60
INSTRUMENTS	55	
AUTOFLIGHT	80	
SURVEILLANCE	40	
AIRFRAME SYSTEMS	100	

Appendix II — Maintenance Training Organisation Approval — EASA Form 11

Regulation (EU) 2020/270

Page 1 of 2

[MEMBER STATE (*)]
A Member of the European Union (**)

MAINTENANCE TRAINING AND EXAMINATION ORGANISATION APPROVAL CERTIFICATE

Reference: [MEMBER STATE CODE*].147.[XXXX]

Pursuant to Regulation (EU) 2018/1139 of the European Parliament and of the Council and to Commission Regulation (EU) No 1321/2014, for the time being in force and subject to the condition specified below, the [COMPETENT AUTHORITY OF THE MEMBER STATE (*)] hereby certifies:

[COMPANY NAME AND ADDRESS]

as a maintenance training organisation in compliance with Section A of Annex IV (Part-147) of Regulation (EU) No 1321/2014, approved to provide training and conduct examinations listed in the approval schedule attached and to issue related certificates of recognition to students using the above references.

CONDITIONS:

1. This approval is limited to what is specified in the scope of work section of the approved maintenance training organisation exposition as referred to in Section A of Annex IV (Part-147); and
2. this approval requires compliance with the procedures specified in the approved maintenance training organisation exposition; and
3. this approval is valid whilst the approved maintenance training organisation remains in compliance with Annex IV (Part-147) of Regulation (EU) No 1321/2014; and
4. subject to compliance with the foregoing conditions, this approval shall remain valid for an unlimited duration unless the approval has previously been surrendered, superseded, suspended or revoked.

Date of original issue:

Date of this revision:

Revision No:

Signed:

For the competent authority: [COMPETENT AUTHORITY OF THE MEMBER STATE (*)]

EASA Form 11 Issue 6

(*) Or EASA if EASA is the competent authority

(**) Delete for non-EU Member States or EASA.

MAINTENANCE TRAINING AND EXAMINATION ORGANISATION APPROVAL SCHEDULE

Reference: [MEMBER STATE CODE (*).147.[XXXX]

Organisation: [COMPANY NAME AND ADDRESS]

CLASS	LICENCE CATEGORY	LIMITATION	
BASIC (**)	B1 (**)	TB1.1 (**)	AEROPLANES TURBINE (**)
		TB1.2 (**)	AEROPLANES PISTON (**)
		TB1.3 (**)	HELICOPTERS TURBINE (**)
		TB1.4 (**)	HELICOPTERS PISTON (**)
	B2 (**)/(****)	TB2 (**)	AVIONICS (**)
	B2L (**)	TB2L (**)	AVIONICS (indicate system rating) (**)
	B3 (**)	TB3 (**)	PISTON ENGINE NON-PRESSURISED AEROPLANES 2 000 KG MTOM AND BELOW (**)
	A (**)	TA.1 (**)	AEROPLANES TURBINE (**)
		TA.2 (**)	AEROPLANES PISTON (**)
		TA.3 (**)	HELICOPTERS TURBINE (**)
TA.4 (**)		HELICOPTERS PISTON (**)	
L (**) (Only examination)	TL (**)	QUOTE THE SPECIFIC LICENCE SUB-CATEGORY (**)	
TYPE/TASK (**)	C (**)	T4 (**)	[QUOTE AIRCRAFT TYPE] (***)
	B1 (**)	T1 (**)	[QUOTE AIRCRAFT TYPE] (***)
	B2 (**)	T2 (**)	[QUOTE AIRCRAFT TYPE] (***)
	A (**)	T3 (**)	[QUOTE AIRCRAFT TYPE] (***)

This approval schedule is limited to those trainings and examinations specified in the scope of work section of the approved maintenance training organisation exposition.

Maintenance training organisation exposition reference:

Date of original issue:

Date of last revision approved: Revision No:

Signed:

For the competent authority:[COMPETENT AUTHORITY OF THE MEMBER STATE (*)]

EASA Form 11 Issue 6

(*) or EASA if EASA is the competent authority.

(**) Delete as appropriate if the organisation is not approved.

(***) Complete with the appropriate rating and limitation.

(****) The approval for the Basic B2 course/examination includes approval for B2L course/examination for all system ratings.

AMC to Appendix II to Part-147 — Maintenance Training Organisation Approval referred to in Annex IV (Part-147)

ED Decision 2015/029/R

The following fields on page 2 'Maintenance Training and Examination Approval Schedule' of the maintenance training and examination organization approval certificate should be completed as follows:

- Date of original issue: It refers to the date of the original issue of the maintenance training organisation exposition
- Date of last revision approved: It refers to the date of the last revision of the maintenance training organisation exposition affecting the content of the certificate. Changes to the maintenance training organisation exposition which do not affect the content of the certificate do not require the reissuance of the certificate.
- Revision No: It refers to the revision No of the last revision of the maintenance training organisation exposition affecting the content of the certificate. Changes to the maintenance training organisation exposition which do not affect the content of the certificate do not require the reissuance of the certificate.

Appendix III — Certificates of Recognition referred to in Annex IV (Part-147) — EASA Forms 148 and 149

1. Basic Training/Examination

Regulation (EU) 2023/989

The basic training certificate template shall be used for recognition of completion of either the basic training or the basic examination, or both the basic training and basic training examinations.

The training certificate shall clearly identify each individual module examination by date passed together with the corresponding version of [Appendix I](#) to Annex III (Part-66).

EASA Form 148a shall be used for training and examinations conducted by a training organisation approved in accordance with Annex IV (Part-147).

EASA Form 148b shall be used for examinations conducted by the competent authority.

CERTIFICATE OF RECOGNITION

Reference: [MEMBER STATE CODE (*)].147.[XXXX].[YYYYY]

The certificate of recognition is issued to:

[NAME]

[DATE and PLACE OF BIRTH]

By:

[COMPANY NAME AND ADDRESS]

Reference: [MEMBER STATE CODE (*)].147.[XXXX]

a maintenance training organisation approved to provide training and conduct examinations within its approval schedule and in accordance with Annex IV (Part-147) to Commission Regulation (EU) No 1321/2014.

This certificate attests that the above-named person has successfully attended and/or passed (**) the approved basic training course(s) (**) and/or the basic examination(s) (**) stated below in compliance with Regulation (EU) 2018/1139 of the European Parliament and of the Council and with Commission Regulation (EU) No 1321/2014.

[BASIC TRAINING COURSE(S) (**)]/ [BASIC EXAMINATION(S) (**)]

[LIST OF PART-66 MODULES/LOCATION AND DATE OF EXAMINATION PASSED]

Date:

Signed:

For: [COMPANY NAME]

EASA Form 148a Issue 1

(*) Or 'EASA', if EASA is the competent authority.

(**) NDelete as appropriate. Possible cases:

- attended and passed the basic training course(s); or
- attended only the basic training course(s); or
- passed only the basic examination(s).

CERTIFICATE OF RECOGNITION

Reference: [MEMBER STATE CODE (*)].CAA.[XXXX].[YYYYY]

The certificate of recognition is issued to:

[NAME]

[DATE and PLACE OF BIRTH]

By:

[COMPETENT AUTHORITY NAME] [COMPETENT AUTHORITY ADDRESS]

after having conducted examination in accordance with Section B, Subpart C of Annex III (Part-66) to Commission Regulation (EU) No 1321/2014.

This certificate attests that the above-named person has successfully passed the basic examination(s) stated below in compliance with Regulation (EU) 2018/1139 of the European Parliament and of the Council and with Commission Regulation (EU) No 1321/2014.

[BASIC EXAMINATION(S)]

[LIST OF PART-66 MODULES/LOCATION AND DATE OF EXAMINATION PASSED]

Date:

Signed:

For: [COMPETENT AUTHORITY NAME]

EASA Form 148b Issue 1

2. Type Training Examination and Assessment*Regulation (EU) 2023/989*

The type training certificate template shall be used for recognition of completion of either the examination of the theoretical element (training included) or the assessment of the practical element (training included), or both elements of the type rating training course (Appendix III to Annex III (Part-66), points 1(a) and (b)).

The certificate shall indicate the airframe/engine combination for which the training was imparted.

The appropriate references shall be deleted as applicable and the course type box shall detail whether only the theoretical elements or the practical elements were covered or whether theoretical and practical elements were covered.

The training certificate shall clearly identify if the course is a complete course or a partial course (such as an airframe or powerplant or avionic/electrical course) or a difference course based upon the applicant previous experience, for instance A340 (CFM) course for A320 technicians. If the course is not a complete one, the certificate shall identify whether the interface areas have been covered or not.

The same form shall be used for the recognition of completion of the aircraft type evaluation (point [66.A.45\(d\)](#) of [Annex III \(Part-66\)](#) and [point 5 of Appendix III](#) to that Annex).

EASA Form 149a shall be used for training and examinations conducted by a training organisation approved in accordance with [Annex IV \(Part-147\)](#).

EASA Form 149b shall be used for type training examinations and type evaluations conducted by the competent authority or as recognition of completion of aircraft type training approved through the direct approval procedure of point [66.B.130](#) of [Annex III \(Part-66\)](#).

CERTIFICATE OF RECOGNITION

Reference: [MEMBER STATE CODE (*)].147.[XXXX].[YYYYY]

The certificate of recognition is issued to:

[NAME]

[DATE and PLACE OF BIRTH]

By:

[COMPANY NAME AND ADDRESS]

Reference: [MEMBER STATE CODE (*)].147.[XXXX]

a maintenance training organisation approved to provide training and conduct examinations within its approval schedule and in accordance with Annex IV (Part-147) to Commission Regulation (EU) No 1321/2014.

This certificate attests that the above-named person has successfully passed the theoretical (**) and/or the practical elements (**) of the approved aircraft type training course; or completed the aircraft type evaluation (**) stated below in compliance with Regulation (EU) 2018/1139 of the European Parliament and of the Council and with Commission Regulation (EU) No 1321/2014.

[AIRCRAFT TYPE TRAINING COURSE (**)]

[START and END DATES]/[LOCATION]

[SPECIFY THE THEORETICAL/PRACTICAL ELEMENTS]

or

[AIRCRAFT TYPE EVALUATION (**)]

[END DATE]/[LOCATION]

Date:

Signed:

For: [COMPANY NAME]

EASA Form 149a Issue 1

(*) Or 'EASA', if EASA is the competent authority.

(**) Delete as appropriate. Possible cases:

- completely attended and passed the theoretical elements and positively assessed on the practical elements of the type training course; or
- completely attended and passed only the theoretical elements; or
- positively assessed on the practical elements; or
- positively completed the aircraft type evaluation.

CERTIFICATE OF RECOGNITION

Reference: [MEMBER STATE CODE(*)].CAA.[XXXX].[YYYY]

The certificate of recognition is issued to:

[NAME]

[DATE and PLACE OF BIRTH]

By:

[COMPETENT AUTHORITY NAME]

[COMPETENT AUTHORITY ADDRESS]

after having conducted examination in accordance with Section B, Subpart C of Annex III (Part-66) to Commission Regulation (EU) No 1321/2014 or according to the procedure for the direct approval of aircraft type training of point 66.B.130 of Annex III (Part-66) to Commission Regulation (EU) No 1321/2014.

This certificate attests that the above-named person has successfully passed the theoretical (*) and/or the practical elements (*) of the approved aircraft type training course; or completed the aircraft Type Evaluation (*) stated below in compliance with Regulation (EU) 2018/1139 of the European Parliament and of the Council and with Commission Regulation (EU) No 1321/2014.

[AIRCRAFT TYPE TRAINING COURSE (*)]

[START and END DATES]/[LOCATION]

[SPECIFY THE THEORETICAL/PRACTICAL ELEMENTS]

or

[AIRCRAFT TYPE EVALUATION (*)]

[END DATE]/[LOCATION]

Date:

Signed:

For: [COMPETENT AUTHORITY NAME]

EASA Form 149b Issue 1

(*) Delete as appropriate. Possible cases:

- completely attended and passed the theoretical elements and positively assessed on the practical elements of the type training course; or
- completely attended and passed only the theoretical elements; or
- positively assessed on the practical elements; or
- positively completed the aircraft type evaluation.

AMC to Appendix III to Part-147 — Certificates of Recognition referred to in Annex IV (Part-147) — EASA Forms 148 and 149

ED Decision 2015/029/R

As stated in [Appendix III to Part-147](#), the [EASA Form 148](#) 'Certificate of Recognition for Basic Training/Examination' may be issued after completion of either basic training, basic examination or both basic training and basic examination.

Some examples of cases where an [EASA Form 148](#) could be issued are the following:

- After successful completion of a full basic course in one licence (sub) category including successful completion of the examinations of all the corresponding modules.
- After successful completion of a full basic course in one licence (sub) category without performing examinations. The examinations may be performed at a different [Part-147](#) organisation (this organisation will issue the corresponding Certificate of Recognition for those examinations) or at the competent authority.
- After successful completion of all module examinations corresponding to a licence (sub) category.
- After successful completion of certain modules/sub-modules/subjects. It must be noted that 'successful completion of a course' (without the module examinations) means successful completion of the theoretical and practical training including the corresponding practical assessment.

APPENDICES TO AMC TO ANNEX IV (PART-147)

Appendix I — Maintenance training organisation exposition (MTOE)

ED Decision 2015/029/R

1. The following subject headings form the basis of the MTOE required by [147.A.140](#).
2. Whilst this format is recommended, it is not mandatory to assemble the MTOE in this manner as long as a cross-reference index is included in the MTOE as an Appendix and the Part 1 items remain in Part 1.
3. Part 2, 3 and 4 material may be produced as separate detailed manuals subject to the main exposition containing the Part 2, 3 and 4 fundamental principles and policy on each item. It is then permitted to delegate the approval of these separate manuals to the senior person but this fact and the procedure should be specified in paragraph 1.10.
4. Where an organisation is approved in accordance with any other Part(s) which require an exposition, it is acceptable to combine the exposition requirements by merging the Part 1 items and adding the Parts 2, 3 and 4. When this method is used, it is essential to include the cross reference index of Part 4 item 4.3.

PART 1 – MANAGEMENT

- 1.1. Corporate commitment by accountable manager
- 1.2. Management personnel
- 1.3. Duties and responsibilities of management personnel, instructors, knowledge examiners and practical assessor
- 1.4. Management personnel organisation chart
- 1.5. List of instructional and examination staff
Note: A separate document may be referenced
- 1.6. List of approved addresses
- 1.7. List of sub-contractors as per [147.A.145\(d\)](#)
- 1.8. General description of facilities at paragraph 1.6 addresses
- 1.9. Specific list of courses and type examinations approved by the competent authority
- 1.10. Notification procedures regarding changes to organisation
- 1.11. Exposition and associated manuals amendment procedure

PART 2 – TRAINING AND EXAMINATION PROCEDURES

- 2.1. Organisation of courses
- 2.2. Preparation of course material
- 2.3. Preparation of classrooms and equipment
- 2.4. Preparation of workshops/maintenance facilities and equipment
- 2.5. Conduct of theoretical training & practical training (during basic knowledge training and type/task training)
- 2.6. Records of training carried out

- 2.7. Storage of training records
- 2.8. Training at locations not listed in paragraph 1.6
- 2.9. Organisation of examinations
- 2.10. Security and preparation of examination material
- 2.11. Preparation of examination rooms
- 2.12. Conduct of examinations (basic knowledge examinations, type/task training examinations and type examinations)
- 2.13. Conduct of practical assessments (during basic knowledge training and type/task training)
- 2.14. Marking and record of examinations
- 2.15. Storage of examination records
- 2.16. Examinations at locations not listed in paragraph 1.6
- 2.17. Preparation, control & issue of basic training course certificates
- 2.18. Control of sub-contractors

PART 3 – TRAINING SYSTEM QUALITY PROCEDURES

- 3.1. Audit of training
- 3.2. Audit of examinations
- 3.3. Analysis of examination results
- 3.4. Audit and analysis remedial action
- 3.5. Accountable manager annual review
- 3.6. Qualifying the instructors
- 3.7. Qualifying the examiners and the assessors
- 3.8. Records of qualified instructors & examiners

PART 4 – APPENDICES

- 4.1. Example of documents and forms used
- 4.2. Syllabus of each training course
- 4.3. Cross-reference index - if applicable

Appendix II — EASA Form 4

ED Decision 2015/029/R

[COMPETENT AUTHORITY]

Details of Management Personnel required to be accepted as specified in Part-.....

1. Name:
2. Position:
3. Qualifications relevant to the item (2) position:
4. Work experience relevant to the item (2) position:

Signature: Date:

On completion, please send this form under confidential cover to the competent authority.

Competent authority use only

Name and signature of authorised competent authority staff member accepting this person:

Signature: Date:

Name: Office:

Appendix III — EASA Form 22*ED Decision 2015/029/R***PART-147 APPROVAL RECOMMENDATION REPORT EASA FORM 22****Part 1: General**

Name of organisation:

Approval reference:

Requested approval rating/
Form 11 dated*:

Other approvals held (if app.)

Address of facility audited:

Audit period: from _____ to :

Date(s) of audit(s):

Audit reference(s):

Persons interviewed:

Competent authority surveyor: _____ Signature(s):

Competent authority office: _____ Date of EASA Form 22 part 1 completion:

*delete where applicable

PART-147 APPROVAL RECOMMENDATION REPORT EASA FORM 22
Part 2: [Part-147](#) Compliance Audit Review

The five columns may be labelled and used as necessary to record the approved training/examinations, facility, including subcontractor's, reviewed. Against each column used of the following [Part-147](#) subparagraphs please either tick (√) the box if satisfied with compliance or cross (X) the box if not satisfied with compliance and specify the reference of the Part 4 finding next to the box or enter N/A where an item is not applicable, or N/R when applicable but not reviewed.

Para	Subject					
147.A.100	Facility requirements	<input type="checkbox"/>	<input type="checkbox"/>	<input type="checkbox"/>	<input type="checkbox"/>	<input type="checkbox"/>
147.A.105	Personnel requirements	<input type="checkbox"/>	<input type="checkbox"/>	<input type="checkbox"/>	<input type="checkbox"/>	<input type="checkbox"/>
147.A.110	Records of instructors, examiners and assessors	<input type="checkbox"/>	<input type="checkbox"/>	<input type="checkbox"/>	<input type="checkbox"/>	<input type="checkbox"/>
147.A.115	Instructional equipment	<input type="checkbox"/>	<input type="checkbox"/>	<input type="checkbox"/>	<input type="checkbox"/>	<input type="checkbox"/>
147.A.120	Maintenance training material	<input type="checkbox"/>	<input type="checkbox"/>	<input type="checkbox"/>	<input type="checkbox"/>	<input type="checkbox"/>
147.A.125	Records	<input type="checkbox"/>	<input type="checkbox"/>	<input type="checkbox"/>	<input type="checkbox"/>	<input type="checkbox"/>
147.A.130	Training procedures and quality system	<input type="checkbox"/>	<input type="checkbox"/>	<input type="checkbox"/>	<input type="checkbox"/>	<input type="checkbox"/>
147.A.135	Examinations	<input type="checkbox"/>	<input type="checkbox"/>	<input type="checkbox"/>	<input type="checkbox"/>	<input type="checkbox"/>
147.A.145	Privileges of the maintenance training organisation	<input type="checkbox"/>	<input type="checkbox"/>	<input type="checkbox"/>	<input type="checkbox"/>	<input type="checkbox"/>
147.A.150	Changes to the maintenance training organisation	<input type="checkbox"/>	<input type="checkbox"/>	<input type="checkbox"/>	<input type="checkbox"/>	<input type="checkbox"/>
147.A.160	Findings	<input type="checkbox"/>	<input type="checkbox"/>	<input type="checkbox"/>	<input type="checkbox"/>	<input type="checkbox"/>
147.A.200	Approved basic training course	<input type="checkbox"/>	<input type="checkbox"/>	<input type="checkbox"/>	<input type="checkbox"/>	<input type="checkbox"/>
147.A.205	Basic knowledge examinations	<input type="checkbox"/>	<input type="checkbox"/>	<input type="checkbox"/>	<input type="checkbox"/>	<input type="checkbox"/>
147.A.210	Basic practical assessment	<input type="checkbox"/>	<input type="checkbox"/>	<input type="checkbox"/>	<input type="checkbox"/>	<input type="checkbox"/>
147.A.300	Aircraft type/task training	<input type="checkbox"/>	<input type="checkbox"/>	<input type="checkbox"/>	<input type="checkbox"/>	<input type="checkbox"/>
147.A.305	Aircraft type examinations and task assessments	<input type="checkbox"/>	<input type="checkbox"/>	<input type="checkbox"/>	<input type="checkbox"/>	<input type="checkbox"/>

Competent authority surveyor(s):

Signature(s):

Competent authority office:

Date of Form 22 part 2 completion:

PART-147 APPROVAL RECOMMENDATION REPORT EASA FORM 22
Part 3: Compliance with [Part-147](#) maintenance training organisation exposition (MTOE)

Please either tick (√) the box if satisfied with compliance; or cross (X) if not satisfied with compliance and specify the reference of the Part 4 finding, or enter N/A where an item is not applicable, or N/R when applicable but not reviewed.

PART 1 MANAGEMENT

1.1	<input type="checkbox"/>	Corporate commitment by accountable Manager
1.2	<input type="checkbox"/>	Management personnel
1.3	<input type="checkbox"/>	Duties and responsibilities of management personnel, instructors, knowledge examiners and practical assessor
1.4	<input type="checkbox"/>	Management personnel organisation chart
1.5	<input type="checkbox"/>	List of instructional and examination staff
1.6	<input type="checkbox"/>	List of approved addresses
1.7	<input type="checkbox"/>	List of sub-contractors as per 147.A.145(d)
1.8	<input type="checkbox"/>	General description of facilities of paragraph 1.6 addresses
1.9	<input type="checkbox"/>	Specific list of courses and type examinations approved by the competent authority
1.10	<input type="checkbox"/>	Notification procedures regarding changes to organisation
1.11	<input type="checkbox"/>	Exposition and associated manuals amendment procedures

PART 2 TRAINING AND EXAMINATION PROCEDURES

2.1	<input type="checkbox"/>	Organisation of courses
2.2	<input type="checkbox"/>	Preparation of course material
2.3	<input type="checkbox"/>	Preparation of classrooms and equipment
2.4	<input type="checkbox"/>	Preparation of workshops/maintenance facilities and equipment
2.5	<input type="checkbox"/>	Conduct of theoretical training & practical training (during basic knowledge training and type/task training)
2.6	<input type="checkbox"/>	Records of training carried out
2.7	<input type="checkbox"/>	Storage of training records
2.8	<input type="checkbox"/>	Training at locations not listed in paragraph 1.6
2.9	<input type="checkbox"/>	Organisation of examinations
2.10	<input type="checkbox"/>	Security and preparation of examination material
2.11	<input type="checkbox"/>	Preparation of examination rooms

2.12	<input type="checkbox"/>	Conduct of examinations (basic knowledge examinations, type/task training examinations and type examinations)
2.13	<input type="checkbox"/>	Conduct of practical assessments (during basic knowledge training and type/task training)
2.14	<input type="checkbox"/>	Marking and record of examinations
2.15	<input type="checkbox"/>	Storage of examination records
2.16	<input type="checkbox"/>	Examinations at locations not listed in paragraph 1.6
2.17	<input type="checkbox"/>	Preparation, control & issue of basic training course certificates.
2.18	<input type="checkbox"/>	Control of sub-contractors.
PART 3 TRAINING SYSTEM QUALITY PROCEDURES		
3.1	<input type="checkbox"/>	Audit of training
3.2	<input type="checkbox"/>	Audit of examinations
3.3	<input type="checkbox"/>	Analysis of examination results.
3.4	<input type="checkbox"/>	Audit and analysis remedial action
3.5	<input type="checkbox"/>	Accountable manager annual review
3.6	<input type="checkbox"/>	Qualifying the instructors
3.7	<input type="checkbox"/>	Qualifying the examiners and the assessors
3.8	<input type="checkbox"/>	Records of qualified instructors & examiners.
PART 4 APPENDICES		
4.1	<input type="checkbox"/>	Example of documents and forms used.
4.2	<input type="checkbox"/>	Syllabus of each training course.
4.3	<input type="checkbox"/>	Cross-reference Index - if applicable.
MTOE reference: MTOE amendment:		
Competent authority audit staff: Signature(s):		
Competent authority office: Date of EASA Form 22 part 3 completion:		

PART-147 APPROVAL RECOMMENDATION REPORT EASA FORM 22					
Part 4: Findings regarding Part-147 compliance status					
Each level 1 and 2 finding should be recorded whether it has been rectified or not and should be identified by a simple cross reference to the Part 2 requirement. All non-rectified findings should be copied in writing to the organisation for the necessary corrective action.					
Part 2 or 3 ref.	Audit reference(s): Findings	Level	Corrective action		Reference
			Date Due	Date Closed	

PART-147 APPROVAL RECOMMENDATION REPORT EASA FORM 22**Part 5: Part-147 approval or continued approval or change recommendation**

Name of organisation:

Approval reference:

Audit reference(s):

Applicable [Part-147](#) amendment status:The following [Part-147](#) scope of approval is recommended for this organisation:

Or, it is recommended that the [Part-147](#) scope of approval specified in [EASA Form 11](#) referenced
..... be continued.

Name of recommending competent authority surveyor:

Signature of recommending competent authority surveyor:

Competent authority office:

Date of recommendation:

EASA Form 22 review (quality check) : Date:

Appendix IV — EASA Form 12
ED Decision 2020/002/R

EASA FORM 12 Page 1	APPLICATION FOR PART-147 INITIAL / CHANGE OF APPROVAL
Registered Name & Address of Applicant: Trading Name (if different): Addresses Requiring Approval: Tel No:..... Fax No..... E Mail.....	
Scope of Part-147 Approval Relevant to This Initial */ Change of * Application (See other side for training course designators to be used): Basic Training: Type Training: Provide reference to other approvals under the Basic Regulation: * Cross out whichever is not applicable	
Name & Position of Accountable Manager: Signature of Accountable Manager: Date of Application: Please send this form with any required fee to be paid under National Legislation to your National Aviation Authority	Space for official use

ANNEX VA (PART-T)

GENERAL

T.1 Competent authority

Regulation (EU) 2015/1536

For the purpose of this Part, the competent authority for the oversight of the aircraft and the organisations shall be the authority designated by the Member State that has issued the Air Operator Certificate to the operator.

GM T.1 Competent authority

ED Decision 2020/002/R

[Article 1\(b\)](#) and [Article 3\(6\)](#) of Commission Regulation (EU) No 1321/2014, as amended by Commission Regulation (EU) 2015/1536, establish the applicability of [Annex Va \(Part-T\)](#) to aircraft registered in a third country for which their regulatory safety oversight has not been delegated to a Member State when they are dry leased-in by an air carrier licensed in accordance with Regulation (EC) No 1008/2008.

This means that the provisions of [Part-T](#) are not applicable to aircraft registered in a third country for which their regulatory safety oversight has been delegated to a Member State. In such a case, the responsibilities established under [M.A.201](#) are applicable (ref. [Article 1\(a\)\(ii\)](#) of Regulation (EU) No 1321/2014).

The conditions for the approval of the dry lease-in are specified in ORO.AOC.110.

SECTION A — TECHNICAL REQUIREMENTS

SUBPART A — GENERAL

T.A.101 Scope

Regulation (EU) 2019/1383

This section establishes requirements to ensure that continuing airworthiness of aircraft referred to in point (b) of Article 1 is maintained in compliance with the essential requirements of Annex V to Regulation (EU) No 2018/1139 of the European Parliament and of the Council.

It also specifies the conditions to be met by the persons and organisations responsible for management of the continuing airworthiness and maintenance of such aircraft.

SUBPART B — CONTINUING AIRWORTHINESS

T.A.201 Responsibilities

Regulation (EU) 2018/1142

1.
 - (a) The operator is responsible for the airworthiness of the aircraft and it shall ensure that it is not operated unless the aircraft has a type certificate issued or validated by the Agency;
 - (b) the aircraft is in an airworthy condition;
 - (c) the aircraft holds a valid certificate of airworthiness issued in accordance with ICAO Annex 8;
 - (d) the maintenance of the aircraft is performed in accordance with a maintenance programme which shall comply with the requirements of the State of Registry and the applicable requirements of ICAO Annex 6.
 - (e) any defect or damage affecting the safe operation of the aircraft is rectified to a standard acceptable to the State of Registry;
 - (f) the aircraft complies with any applicable:
 - (i) airworthiness directive or continued airworthiness requirement issued or adopted by the State of Registry; and
 - (ii) mandatory safety information issued by the Agency, including airworthiness directives;
 - (g) a release to service is issued to the aircraft after maintenance by qualified organisations in compliance with the State of Registry requirements. The signed release to service shall contain, in particular, the basic details of the maintenance carried out.
 - (h) the aircraft is inspected, through a pre-flight inspection, before each flight
 - (i) all modifications and repairs comply with the airworthiness requirements established by the State of Registry
 - (j) the following aircraft records are available until the information contained has been superseded by new information equivalent in scope and detail but not less than 24 months:
 - (1) the total time in service (hours, cycles and calendar time, as appropriate) of the aircraft and all life-limited components;
 - (2) current status of compliance with [T.A.201\(1\)\(f\)](#) requirements;
 - (3) current status of compliance with the maintenance programme;
 - (4) current status of modifications and repairs together with appropriate details and substantiating data to demonstrate that they comply with the requirements established by the State of Registry.
2. The tasks specified in [T.A.201\(1\)](#) shall be controlled by the operator's continuing airworthiness management organisation. For this purpose the organisation shall comply with the additional requirements of [T.A. Subpart G](#)
3. The continuing airworthiness management organisation referred to in point (2) shall ensure that the maintenance and release of the aircraft are performed by a maintenance organisation meeting the requirements of Subpart E of this Annex (Part-T). For this purpose, when the

continuing airworthiness management organisation does not meet those requirements itself, it shall establish a contract with a maintenance organisation meeting those requirements.

AMC T.A.201(1)(h) Responsibilities

ED Decision 2020/002/R

PRE-FLIGHT INSPECTION

Contents of the pre-flight inspection may be found in [AMC M.A.301\(a\)](#).

GM T.A.201(1)(j) Responsibilities

ED Decision 2016/011/R

RECORDS

The records should provide all the necessary information to allow the CAMO and the competent authority to clearly establish the airworthy condition of the aircraft during the whole lease period.

AMC1 T.A.201(3) Responsibilities

ED Decision 2020/002/R

MAINTENANCE ORGANISATION

1. The CAMO carries the responsibility for the airworthy condition of the aircraft for which it performs the continuing airworthiness management; it should thus be satisfied before the intended flight that all required maintenance has been properly carried out by a maintenance organisation.
2. The CAMO should establish a process to verify that the maintenance organisation complies with the applicable requirements of Subpart E of Part-T.

AMC2 T.A.201(3) Responsibilities

ED Decision 2020/002/R

CONTRACT

1. The contract between the CAMO and the maintenance organisation(s) should specify in detail the responsibilities and the work to be performed by each party.
2. Both the specification of work and the assignment of responsibilities should be clear, unambiguous and sufficiently detailed to ensure that no misunderstanding arises between the parties concerned that could result in a situation where work that has a bearing on the airworthiness or serviceability of aircraft is not or will not be properly performed. [Appendix IV to AMC1 CAMO.A.315\(c\)](#) — Contracted maintenance gives further details on the contents of the contract.
3. The CAMO should consider checking at the maintenance facilities any aspect of the contracted work to satisfy its responsibility for the airworthiness of the aircraft during the period of the contract.

AMC3 T.A.201(3) Responsibilities

ED Decision 2016/011/R

CONTRACT

Normally the contract with the maintenance organisation should be established for the duration of the lease period, which should not be more than 7 months. For unscheduled line maintenance and component maintenance up to engines, the contract may take the form of individual work orders as long as the scope of work and the responsibilities of the CAMO and of the maintenance organisation are properly addressed.

SUBPART E — MAINTENANCE ORGANISATION

T.A.501 Maintenance Organisation

Regulation (EU) 2018/1142

The continuing airworthiness management organisation shall ensure that the aircraft and its components are maintained by organisations complying with the following requirements:

- (1) The organisation holds a maintenance organisation approval issued or acceptable to the State of Registry.
- (2) The scope of approval of the organisation includes the appropriate aircraft and/or component capability.
- (3) The organisation has established an occurrence reporting system which ensures that any identified condition of an aircraft or component which endangers the flight safety is reported to the operator, the competent authority of the operator, the organisation responsible for the type design or supplemental type design and the continuing airworthiness management organisation.
- (4) The organisation has established an organisation's manual providing a description of all the procedures of the organisation.

GM1 T.A.501

ED Decision 2020/002/R

The CAMO should establish a process to verify that the maintenance organisation complies with the applicable requirements of Part-T Subpart E, one of the inputs to this process may be whether the maintenance organisation holds an approval by the State of Registry issued in accordance with the requirements of ICAO Annex 6 Part I Section 8.7.

AMC1 T.A.501(3)

ED Decision 2019/009/R

The occurrence-reporting system should describe the procedures followed by the organisation whereby information on faults, malfunctions, defects and other occurrences that cause or might cause adverse effects on the continuing airworthiness of the aircraft are transmitted to the operator, to the organisation responsible for the type design of that aircraft, and to the State of Registry.

SUBPART G — ADDITIONAL REQUIREMENTS FOR CONTINUING AIRWORTHINESS MANAGEMENT ORGANISATIONS APPROVED PURSUANT TO ANNEX Vc (PART-CAMO)

T.A.701 Scope

Regulation (EU) 2019/1383

This Subpart establishes the requirements to be met, in addition to the requirements of Annex Vc (Part-CAMO), by an organisation approved in accordance with that Annex, for it to be entitled to control the carrying out of the tasks specified in point [T.A.201](#).

T.A.704 Continuing airworthiness management exposition

Regulation (EU) 2019/1383

In addition to the requirements provided for in point [CAMO.A.300](#), the exposition shall contain procedures specifying how the organisation ensures compliance with this Annex.

AMC T.A.704 Continuing airworthiness management exposition (CAME)

ED Decision 2020/002/R

In addition to the contents described in [AMC1 CAMO.A.300](#), the CAME should provide additional information describing how the CAMO manages the continuing airworthiness of the aircraft under [Part-T](#). Guidance on the specific contents may be found in [Appendix I to AMC T.A.704](#).

T.A.706 Personnel requirements

Regulation (EU) 2019/1383

In addition to the requirements provided for in point [CAMO.A.305](#), the personnel referred to in points (a)(3) to (a)(5) and (b)(2) of point [CAMO.A.305](#) shall have adequate knowledge of the applicable laws of the third countries where the aircraft is registered.

AMC T.A.706 Personnel requirements

ED Decision 2016/011/R

1. Adequate knowledge may be demonstrated by training or work experience with the applicable third-country regulations or a combination of training and experience.
2. The competence assessment required by [CAMO.A.305\(g\)](#) should include the knowledge necessary for the performance of the activities under [Part-T](#).

T.A.708 Continuing airworthiness management

Regulation (EU) 2019/1383

Notwithstanding point [CAMO.A.315](#), for aircraft for which the continuing airworthiness is managed in accordance with the requirements of this Annex the organisation shall:

- (a) ensure that the aircraft is taken to a maintenance organisation whenever necessary;
- (b) ensure that all maintenance is carried out in accordance with the maintenance programme;

- (c) ensure the application of the [T.A.201\(1\)\(f\)](#) mandatory information;
- (d) ensure that all defects discovered during scheduled maintenance or reported are corrected by the maintenance organisation in accordance with the maintenance data acceptable to the State of Registry;
- (e) coordinate scheduled maintenance, the application of the [T.A.201\(1\)\(f\)](#) mandatory information, the replacement of life-limited parts, and component inspection to ensure the work is carried out properly;
- (f) manage and archive the continuing airworthiness records required by [T.A.201\(1\)\(j\)](#);
- (g) ensure that modifications and repairs are approved in accordance with the requirements of the State of Registry.

GM T.A.708 Continuing airworthiness management

ED Decision 2020/002/R

The CAMO has already approved procedures to perform the management of the aircraft under Part-CAMO. These procedures may be adapted as necessary to satisfy the requirements under [T.A.708](#) or the CAMO may decide to develop different procedures.

T.A.709 Documentation

Regulation (EU) 2019/1383

Notwithstanding point [CAMO.A.325](#), for every aircraft for which the continuing airworthiness is managed in accordance with the requirements of this Annex, the organisation shall hold and use applicable maintenance data acceptable to the State of registry of the aircraft.

AMC T.A.709 Maintenance data

ED Decision 2016/011/R

Applicable maintenance data should include the ICA applicable to the aircraft, the requirements, procedures, standards and mandatory safety information (MSI) issued by the State of Registry, the requirements, procedures, standards and MSI issued by the Agency.

The applicable maintenance data should be in a language acceptable to the competent authority.

T.A.711 Privileges

Regulation (EU) 2019/1383

An organisation approved in accordance with Annex Vc (Part-CAMO) may perform the tasks specified in point [T.A.708](#) for the aircraft included in its air operator certificate, provided that the organisation has established procedures, approved by the competent authority, in order to ensure compliance with the requirements of this Annex.

AMC T.A.711 Privileges

ED Decision 2020/002/R

Under the privilege of [CAMO.A.125\(d\)\(3\)](#), the CAMO may contract the performance of limited continuing airworthiness tasks required by [Part-T](#) with another organisation working under the CAMO's quality system and listed on the approval certificate.

T.A.712 Management system

Regulation (EU) 2019/1383

In addition to the requirements of point [CAMO.A.200](#), the organisation shall ensure its compliance with the requirements of this Annex.

T.A.714 Record-keeping

Regulation (EU) 2019/1383

In addition to the requirements of point (a) of point [CAMO.A.220](#), the organisation shall keep the records referred to in point (1)(j) of point [T.A.201](#).

T.A.715 Continued validity

Regulation (EU) 2015/1536

For the approval of an organisation managing the continuing-airworthiness to remain valid, the following requirements shall be met in addition to the requirements of point [CAMO.A.135](#):

- (a) the organisation complies with the applicable requirements of this Annex; and
- (b) the organisation ensures that any person authorised by the competent authority is granted access to any of its facilities, aircraft or documents related to its activities, including any subcontracted activities, to determine compliance with this Annex.

T.A.716 Findings

Regulation (EU) 2019/1383

- (a) After having received a notification of findings in accordance with point T.B.705, the organisation shall do the following:
 - (1) identify the root cause or causes of, and contributing factors to the finding of non-compliance;
 - (2) prepare, adopt and implement a corrective action plan;
 - (3) demonstrate to the satisfaction of the competent authority that the necessary corrective action to address the finding has been taken.
- (b) The actions referred to in points (1) to (3) of paragraph (a) shall be performed within the time period set by the competent authority in accordance with point T.B.705.

SECTION B — ADDITIONAL PROCEDURES FOR COMPETENT AUTHORITIES

SUBPART A — GENERAL

T.B.101 Scope

Regulation (EU) 2015/1536

This Section establishes the administrative requirements to be followed by the competent authorities in charge of the application and enforcement of [Section A of this Part-T](#).

T.B.102 Competent authority

Regulation (EU) 2015/1536

1. General

A Member State shall designate a competent authority with allocated responsibilities as referred to in T.1. This competent authority shall establish documented procedures and an organisational structure.

2. Resources

The number of staff shall be appropriate to carry out the requirements as detailed in this Section

3. Qualification and training

All staff involved in [Part-T](#) activities shall be appropriately qualified and have the appropriate knowledge, experience, initial training and continuation training to perform their allocated tasks.

4. Procedures

The competent authority shall establish procedures detailing how compliance with this Part is accomplished.

AMC T.B.102(3) Competent authority

ED Decision 2020/002/R

Staff should have adequate qualifications and should have received adequate training as described in [AMC1 M.B.102\(c\)](#) and [AMC2 M.B.102\(c\)](#), and in addition staff should have sufficient knowledge of the applicable third-country airworthiness requirements. Such knowledge may be demonstrated by training in, or work experience with, the applicable third-country airworthiness requirements or a combination of training and work experience.

AMC T.B.102(4) Competent authority

ED Decision 2016/011/R

[AMC M.B.102\(d\)](#) may be used by the competent authority to establish the procedures required to comply with [Part-T](#). In addition, the competent authority should establish procedures to ensure adequate coordination with the State of Registry.

T.B.104 Record-keeping

Regulation (EU) 2015/1536

1. The requirements of [M.B.104\(a\), \(b\) and \(c\)](#) of Annex I shall apply.
2. The minimum records for the oversight of each aircraft shall include, at least, a copy of:
 - a) the aircraft's certificate of airworthiness,
 - b) all relevant correspondence relating to the aircraft,
 - c) reports from any inspection and survey performed to the aircraft,
 - d) details of any exemption and enforcement action(s).
3. All records specified in [T.B.104](#) shall be made available, upon request, to another Member State, the Agency or the State of Registry.
4. The records specified in (2) shall be retained until 4 years after the end of the dry lease-in period.

AMC T.B.104 Record-keeping

ED Decision 2016/011/R

[AMC M.B.104\(a\)](#) and [AMC M.B.104\(f\)](#) may be used by the competent authority to establish its record-keeping system.

T.B.105 Mutual exchange of information

Regulation (EU) 2015/1536

The requirements of [M.B.105](#) of Annex I shall apply.

SUBPART B — ACCOUNTABILITY

T.B.201 Responsibilities

Regulation (EU) 2015/1536

1. The competent authority as specified in T.1 is responsible for conducting inspections and investigations, including aircraft surveys, in order to verify that the requirements of this Part are complied with.
2. The competent authority shall perform inspections and investigations before the approval of the dry lease in agreement in accordance with ARO.OPS.110 (a)(1), to verify that the requirements of [T.A.201](#) are then complied with.
3. The competent authority shall ensure coordination with the State of Registry as necessary to exercise the oversight responsibilities of the aircraft contained in this [Annex Va \(Part-T\)](#).

T.B.202 Findings

Regulation (EU) 2015/1536

1. A level 1 finding is any significant non-compliance with the [Part-T](#) requirements which lowers the safety standard and hazards seriously the flight safety.
2. A level 2 finding is any non-compliance with the [Part-T](#) requirements which could lower the safety standard and possibly hazard the flight safety.
3. When a finding is detected during inspections, investigations, aircraft surveys or by other means, the competent authority shall:
 - a) take measures as necessary, such as the grounding of the aircraft, to prevent the continuation of the non-compliance,
 - b) require corrective actions appropriate to the nature of the finding to be taken.
4. For level 1 findings, the competent authority shall require appropriate corrective action to be taken before further flight and notify the State of Registry.

SUBPART G — ADDITIONAL REQUIREMENTS FOR CONTINUING AIRWORTHINESS MANAGEMENT ORGANISATIONS APPROVED PURSUANT TO ANNEX Vc (PART-CAMO)

T.B.702 Initial certification procedure

Regulation (EU) 2019/1383

In addition to the requirements of point [CAMO.B.310](#), the competent authority shall verify and establish that those procedures comply with the requirements of this Annex and it shall verify that the organisation complies with the requirements of this Annex.

AMC T.B.702 Initial approval

ED Decision 2016/011/R

1. The audit report [EASA Form 13T](#) should be used to record the audit performance and the findings. EASA Form 13T may be found in [Appendix II to AMC T.B.702](#).
2. When the organisation is not approved under Part-CAMO for a particular aircraft type, then the organisation should apply for a change under [CAMO.A.130](#) to include that aircraft type in the scope of approval at the same time when it applies for approval under [Part-T Subpart G](#) to manage the continuing airworthiness of aircraft referred to in [T.B.101](#).
3. When the organisation is already approved under Part-CAMO for a particular aircraft type, then the approval to manage the continuing airworthiness of aircraft referred to in [T.B.101](#) should be considered as a change that requires prior approval by the competent authority. The approval by the competent authority should be performed by approving the proposed amendments to the CAME.

T.B.704 Continuing oversight

Regulation (EU) 2019/1383

In addition to the requirements of point [CAMO.B.305](#), during each oversight planning cycle, the competent authority shall survey a relevant sample of aircraft referred to in point (b) of Article 1 managed by the organisation.

T.B.705 Findings and corrective actions

Regulation (EU) 2019/1383

For organisations managing the continuing airworthiness of aircraft referred to in point (b) of Article 1, the competent authority shall apply the requirements contained in point [CAMO.B.350](#) when verifying if the organisation complies with the requirements of this Annex.

APPENDICES TO AMCs AND GM TO ANNEX VA (PART-T)

Appendix I to AMC T.A.704 Continuing airworthiness management exposition (CAME)

ED Decision 2020/002/R

The CAME of the CAMO should be amended to take into account the following elements:

1. In Part 0.1, the accountable manager statement stating for compliance with [Part-T](#):

PART 0 — GENERAL ORGANISATION, SAFETY POLICY AND OBJECTIVES

0.1 Safety policy, objectives and accountable manager statement

The accountable manager's exposition statement should embrace the intent of the following paragraph, and in fact this statement may be used without amendment. Any amendment to the statement should not alter its intent.

'This exposition and any associated referenced manuals define the organisation and procedures upon which the competent authority's approval of the continuing airworthiness management organisation is based.

These procedures are endorsed by the undersigned and must be complied with, as applicable, in order to ensure that all continuing airworthiness activities, including maintenance of the aircraft managed, are carried out on time to an approved standard.

These procedures do not override the necessity of complying with any new or amended regulation published from time to time where these new or amended regulations are in conflict with these procedures.

It is understood that the approval of the organisation is based on the continuous compliance of the organisation with Part-CAMO, Part-M and Part-T and with the organisation's procedures described in this exposition. The competent authority is entitled to limit, suspend, or revoke the approval certificate if the organisation fails to fulfil the obligations imposed by Part-CAMO, Part-M and Part-T or any conditions according to which the approval was issued.

Suspension or revocation of the CAMO certificate will invalidate the AOC.'

2. In Part 0.2, point 'Scope of work — aircraft managed':

0.2 General information and scope of work

Scope of work — aircraft managed

This paragraph should specify the scope of work for which the CAMO is approved. This includes aircraft type/series, aircraft registrations, owner/operator, contract references, State of Registry for CAMOs approved under [Part-T](#), etc. The following is given as an example:

Aircraft type/series	Date included in the scope of work	Aircraft maintenance programme or 'generic'/baseline' maintenance programme	Aircraft registration(s)	Owner/operator	CAMO contract reference	Part-T State of Registry

Reference can be made in this paragraph to the operations specifications or operations manual where the aircraft registration(s) is (are) listed.

Depending on the number of aircraft, this paragraph may be updated as follows:

- 1) the paragraph is revised each time an aircraft is removed from or added to the list;
- 2) the paragraph is revised each time a type of aircraft or a significant number of aircraft is removed from or added to the list. In that case, it should be stated in the paragraph where the current list of aircraft managed is available for consultation.

3. A new Part 6 is added to include the continuing airworthiness management procedures:

PART 6 — CONTINUING AIRWORTHINESS PROCEDURES FOR AIRCRAFT REFERRED TO IN T.A.101

6.1 CONTINUING AIRWORTHINESS MANAGEMENT

6.1.1 Aircraft continuing airworthiness records system

- a) Aircraft continuing airworthiness records system and aircraft technical log

This section should describe the system used by the CAMO to manage the aircraft's continuing airworthiness records.

- b) Minimum equipment list (MEL) procedures

This section should describe the specific responsibilities of the CAMO with regard to the issue, update, use and management of the MEL, if applicable to the aircraft.

6.1.2 Aircraft maintenance programme

This paragraph should identify the State of Registry requirements for the maintenance programme, and should describe how the procedure established by the CAMO satisfies those requirements. This procedure should address the specific responsibilities of the CAMO with regard to the development, update, approval or acceptance and management of the maintenance programme. The sources for the maintenance programme and the mandatory tasks should be clearly identified.

6.1.3 Time and continuing airworthiness records, responsibilities, retention and access

- a) Recording of hours and cycles

The recording of flight hours and cycles is essential for the planning of maintenance tasks. This paragraph should describe how the CAMO has access to the current flight hours and cycles information and how this information is processed in the organisation.

- b) Records

This paragraph should describe in detail the type of documents that are required to be recorded and the recording-period requirements for each document. This can be provided by a table or series of tables that should include the following:

- family of document (if necessary),
- name of document,
- retention period,
- responsible person for retention,
- place of retention.

c) Preservation of records

This paragraph should set out the means to protect the records from fire, floods, etc., as well as the specific procedures in place to guarantee that the records will not be altered during the retention period [especially for the computer records].

d) Transfer of continuing airworthiness records

Transfer-in:

This paragraph should describe the procedure for the acquisition of the necessary continuing airworthiness records by the CAMO before leasing the aircraft and who is responsible for its implementation. The records should include the applicable status of compliance, release to service, approval and substantiating data for modifications and repairs, compliance with mandatory information, etc.

Transfer-out:

This paragraph should describe the procedure for the transfer of records in case of transfer of the aircraft to another organisation. In particular, it should specify which records have to be transferred and who is responsible for the coordination [if necessary] of the transfer.

6.1.4 Accomplishment and control of mandatory safety information (MSI) issued by the State of Registry and the Agency

This paragraph should identify the MSI requirements issued by the State of Registry and the Agency. Additionally, it should demonstrate that the CAMO has a comprehensive system for the management of MSI including airworthiness directives (ADs) issued by the State of Registry and the Agency. It may, for instance, include the following subparagraphs:

a) MSI acquisition

This paragraph should specify the sources for the MSI (State of Registry, manufacturer, type certificate holder, the Agency).

b) MSI decision

This paragraph should describe how and by whom the MSI is analysed. It should also describe the decision-making process in case the MSI of the State of Registry conflicts with the MSI issued by the Agency or any EU airworthiness or operational requirement. This paragraph should also describe what kind of information is provided to the contracted maintenance organisations in order to plan and perform the MSI. This should include, as necessary, a specific procedure for emergency MSI management.

c) MSI control

This paragraph should specify how the organisation manages to ensure that all the applicable MSI is performed and that they are performed on time. This should include a closed-loop system that allows verifying that for each new or revised MSI and for each aircraft:

1. the MSI is not applicable, or
2. if the MSI is applicable:
 - the MSI is not yet performed but the time limit is not overdue,

- the MSI is performed, and any repetitive inspection is identified and performed.

This may be a continuous process or may be based on scheduled reviews.

6.1.5 Modifications and repairs

This paragraph should describe the State of Registry requirements for modifications and repairs. In particular, the process for the issue and approval of design data for repairs and modifications, the classification of repairs and modifications, and the specific responsibilities of the CAMO with regard to the management and approval of any modification and repair before embodiment.

6.1.6 Defect reports

a) Analysis

This paragraph should describe how the defect reports provided by the contracted maintenance organisations are processed by the CAMO. The analysis of these reports should be taken into account for the maintenance programme evolution and non-mandatory modification policy.

b) Liaison with type certificate holders and regulatory authorities

Where a defect report shows that such defect is likely to occur to other aircraft, a liaison should be established with the type certificate holder and the authority that has issued the type certificate so that they may take all the necessary actions.

c) Deferred defect policy

This paragraph should describe the State of Registry requirements for deferred defects. Defects such as cracks and structural defects are not addressed by the MEL and the configuration deviation list (CDL). However, it may be necessary in certain cases to defer the rectification of a defect. This paragraph should establish the procedure to be followed in order to ensure that the deferment of any defect rectification will not lead to any safety concern. This will include appropriate liaison with the manufacturer and with the State of Registry.

6.1.7 Reliability programmes

If a reliability programme is required, this paragraph should describe appropriately the management of a reliability programme. It should at least address the following:

- extent and scope of the reliability programme,
- specific organisational structure, duties and responsibilities,
- establishment of reliability data,
- analysis of the reliability data,
- corrective action system (maintenance programme amendment),
- scheduled reviews (reliability meetings with the participation of the competent authority).

This paragraph may, where necessary, be subdivided as follows:

- (a) airframe,
- b) propulsion,

- c) component.

6.1.8 Pre-flight inspections

This paragraph should show how the scope and definition of pre-flight inspection, that is usually performed by the operating crew, is kept consistent with the scope of the maintenance performed by the contracted maintenance organisation. It should show how the evolution of the pre-flight inspection content and of the maintenance programme is concurrent.

The following paragraphs are self-explanatory. Although these activities are normally not performed by continuing airworthiness personnel, they have been placed here in order to ensure that the related procedures are consistent with the continuing airworthiness activity procedures.

- a) Preparation of aircraft for flight,
- b) Subcontracted ground-handling function,
- c) Security of cargo and baggage loading,
- d) Control of refuelling, quantity/quality,
- e) Control of snow, ice, residues from de-icing or anti-icing operations, dust and sand contamination to an approved standard.

6.1.9 Aircraft weighing

This paragraph should state in which occasion an aircraft has to be weighed taking into account the EU operational requirements and the State of Registry requirements. Weighing may also be required after a major modification. This paragraph should describe who performs the weighing, according to which procedure, who calculates the new weight and balance, and how the result is processed in the organisation.

6.1.10 Check flight procedures

This paragraph should describe the criteria for performing a check flight, taking into account the State of Registry requirements and the applicable instructions for continued airworthiness (ICA).

This paragraph should describe how the check flight procedure is established in order to meet its intended purpose, for instance after a heavy maintenance check, after engine or flight control removal installation, etc., and the release procedures to authorise such a check flight.

6.2 CONTRACTED MAINTENANCE

6.2.1 Procedures for contracted maintenance

- a) Procedures for the development of maintenance contracts

This paragraph should describe the procedures that the organisation follows to develop maintenance contracts. The CAMO processes to implement the different elements described in [Appendix IV to AMC1 CAMO.A.315\(c\)](#) should be described. In particular, it should cover the responsibilities, tasks and interaction with the contracted maintenance organisation.

This paragraph should also describe, when necessary, the use of work orders for unscheduled line maintenance and component maintenance. The organisation may develop a work order template to ensure that the applicable elements of

[Appendix IV to AMC1 CAMO.A.315\(c\)](#) are considered. Such a template should be included in Part 5.1.

b) Maintenance contractor selection procedure

This paragraph should describe how a maintenance contractor is selected by the CAMO. The selection procedure should describe the verification that the maintenance organisation complies with Subpart E and also that the contractor has the industrial capacity to undertake the required maintenance. The selection procedure should preferably include a contract review process in order to ensure that:

- the contract is comprehensive and it contains no gaps or unclear areas,
- everyone involved in the contract [both at the CAMO and at the maintenance contractor] agrees with the terms of the contract and fully understands their responsibilities,
- the functional responsibilities of all parties are clearly identified.

6.2.2 Audit of aircraft

This paragraph should set out the procedures to perform an audit of an aircraft. It should describe the audit of aircraft before lease and the quality audit of aircraft during the lease period.

a) Audit of aircraft before lease

This audit should include an inspection of the aircraft and its records to ensure that the aircraft is airworthy and it complies with the State of Registry requirements, [Part-T](#) and any EU requirement applicable for the intended operation. This should include checking that all emergency and operational equipment as required by EU operational and airspace rules is available, that all required maintenance and MSI has been performed, that all modifications and repairs comply with the State of Registry requirements and they are recorded, etc.

b) Audit of aircraft during lease

This paragraph should set out the procedure to perform a quality audit of the aircraft during the lease period. This procedure may include:

- compliance with approved procedures,
- contracted maintenance is carried out in accordance with the contract,
- continued compliance with [Part-T](#).

PART-CAMO and T.A. SUBPART G APPROVAL RECOMMENDATION REPORT EASA FORM 13T					
Part 2: PART-CAMO and T.A. Subpart G Compliance Audit Review					
The five columns may be labelled and used as necessary to record the approval product line or facility, including subcontractor's, reviewed. Against each column used of the following PART-T and/or PART-CAMO subparagraphs please either tick (✓) the box if satisfied with compliance, or cross (X) the box if not satisfied with compliance and specify the reference of the Part 4 finding next to the box, or enter N/A where an item is not applicable, or N/R when applicable but not reviewed.					
Para	Subject				
T.A.201	Responsibilities	<input type="checkbox"/>	<input type="checkbox"/>	<input type="checkbox"/>	<input type="checkbox"/>
CAMO.A.115	Application for an organisation certificate	<input type="checkbox"/>	<input type="checkbox"/>	<input type="checkbox"/>	<input type="checkbox"/>
CAMO.A.120	Means of compliance	<input type="checkbox"/>	<input type="checkbox"/>	<input type="checkbox"/>	<input type="checkbox"/>
CAMO.A.125	Terms of approval and privileges	<input type="checkbox"/>	<input type="checkbox"/>	<input type="checkbox"/>	<input type="checkbox"/>
T.A.711	Privileges	<input type="checkbox"/>	<input type="checkbox"/>	<input type="checkbox"/>	<input type="checkbox"/>
CAMO.A.130	Changes to the organisation	<input type="checkbox"/>	<input type="checkbox"/>	<input type="checkbox"/>	<input type="checkbox"/>
CAMO.A.135	Continued validity	<input type="checkbox"/>	<input type="checkbox"/>	<input type="checkbox"/>	<input type="checkbox"/>
T.A.715		<input type="checkbox"/>	<input type="checkbox"/>	<input type="checkbox"/>	<input type="checkbox"/>
CAMO.A.140	Access	<input type="checkbox"/>	<input type="checkbox"/>	<input type="checkbox"/>	<input type="checkbox"/>
CAMO.A.150	Findings	<input type="checkbox"/>	<input type="checkbox"/>	<input type="checkbox"/>	<input type="checkbox"/>
T.A.716		<input type="checkbox"/>	<input type="checkbox"/>	<input type="checkbox"/>	<input type="checkbox"/>
CAMO.A.155	Immediate reaction to a safety problem	<input type="checkbox"/>	<input type="checkbox"/>	<input type="checkbox"/>	<input type="checkbox"/>
CAMO.A.160	Occurrence reporting	<input type="checkbox"/>	<input type="checkbox"/>	<input type="checkbox"/>	<input type="checkbox"/>
CAMO.A.200	Management system	<input type="checkbox"/>	<input type="checkbox"/>	<input type="checkbox"/>	<input type="checkbox"/>
T.A.712		<input type="checkbox"/>	<input type="checkbox"/>	<input type="checkbox"/>	<input type="checkbox"/>
CAMO.A.202	Internal safety reporting scheme	<input type="checkbox"/>	<input type="checkbox"/>	<input type="checkbox"/>	<input type="checkbox"/>
CAMO.A.205	Contracting and subcontracting	<input type="checkbox"/>	<input type="checkbox"/>	<input type="checkbox"/>	<input type="checkbox"/>

CAMO.A.215	Facilities	<input type="checkbox"/>	<input type="checkbox"/>	<input type="checkbox"/>	<input type="checkbox"/>	<input type="checkbox"/>
CAMO.220	Record keeping	<input type="checkbox"/>	<input type="checkbox"/>	<input type="checkbox"/>	<input type="checkbox"/>	<input type="checkbox"/>
T.A.714		<input type="checkbox"/>	<input type="checkbox"/>	<input type="checkbox"/>	<input type="checkbox"/>	<input type="checkbox"/>
CAMO.A.300	Continuing airworthiness management exposition	<input type="checkbox"/>	<input type="checkbox"/>	<input type="checkbox"/>	<input type="checkbox"/>	<input type="checkbox"/>
T.A.704		<input type="checkbox"/>	<input type="checkbox"/>	<input type="checkbox"/>	<input type="checkbox"/>	<input type="checkbox"/>
CAMO.A.305	Personnel requirements	<input type="checkbox"/>	<input type="checkbox"/>	<input type="checkbox"/>	<input type="checkbox"/>	<input type="checkbox"/>
T.A.706		<input type="checkbox"/>	<input type="checkbox"/>	<input type="checkbox"/>	<input type="checkbox"/>	<input type="checkbox"/>
CAMO.A.310	Airworthiness review staff qualifications	<input type="checkbox"/>	<input type="checkbox"/>	<input type="checkbox"/>	<input type="checkbox"/>	<input type="checkbox"/>
CAMO.A.315	Continuing airworthiness management	<input type="checkbox"/>	<input type="checkbox"/>	<input type="checkbox"/>	<input type="checkbox"/>	<input type="checkbox"/>
T.A.708		<input type="checkbox"/>	<input type="checkbox"/>	<input type="checkbox"/>	<input type="checkbox"/>	<input type="checkbox"/>
CAMO.A.320	Airworthiness review	<input type="checkbox"/>	<input type="checkbox"/>	<input type="checkbox"/>	<input type="checkbox"/>	<input type="checkbox"/>
CAMO.A.325	Continuing airworthiness management data	<input type="checkbox"/>	<input type="checkbox"/>	<input type="checkbox"/>	<input type="checkbox"/>	<input type="checkbox"/>
T.A.709	Documentation	<input type="checkbox"/>	<input type="checkbox"/>	<input type="checkbox"/>	<input type="checkbox"/>	<input type="checkbox"/>
Competent authority surveyor(s):		Signature(s):				
Competent authority office:		Date of EASA Form 13T Part 2 completion:				

PART-CAMO and T.A. SUBPART G APPROVAL RECOMMENDATION REPORT EASA FORM 13T	
Part 3: Compliance with PART-CAMO and T.A. Subpart G continuing airworthiness management exposition (CAME)	
Please either tick (✓) the box if satisfied with compliance; or cross (X) if not satisfied with compliance and specify the reference of the Part 4 finding; or enter N/A where an item is not applicable; or N/R when applicable but not reviewed.	
PART 0 General organisation, safety policy and objectives	
0.1	<input type="checkbox"/> Safety policy, objectives and accountable manager statement
0.2	<input type="checkbox"/> General information and scope of work
0.3	<input type="checkbox"/> Management personnel
0.4	<input type="checkbox"/> Management organisation chart
0.5	<input type="checkbox"/> Procedure for changes requiring prior approval
0.6	<input type="checkbox"/> Procedure for changes not requiring prior approval
0.7	<input type="checkbox"/> Alternative means of compliance (AltMoC) procedure
PART 1 Continuing airworthiness management procedures	
1.1a	<input type="checkbox"/> Use of aircraft continuing airworthiness record system and if applicable, aircraft technical log (ATL) system
1.1b	<input type="checkbox"/> MEL application
1.2	<input type="checkbox"/> Aircraft maintenance programmes (AMP) – development amendment and approval
1.3	<input type="checkbox"/> Continuing airworthiness records, responsibilities, retention, access
1.4	<input type="checkbox"/> Accomplishment and control of airworthiness directives
1.5	<input type="checkbox"/> Analysis of the effectiveness of the maintenance programme(s)
1.6	<input type="checkbox"/> Non mandatory modification and inspections
1.7	<input type="checkbox"/> Repairs and modifications
1.8	<input type="checkbox"/> Defect reports
1.9	<input type="checkbox"/> Engineering activity
1.10	<input type="checkbox"/> Reliability programmes
1.11	<input type="checkbox"/> Pre-flight inspections
1.12	<input type="checkbox"/> Aircraft weighing
1.13	<input type="checkbox"/> Maintenance check flight procedures
PART 2 Management system procedures	
2.1	<input type="checkbox"/> Hazard identification and safety risk management schemes
2.2	<input type="checkbox"/> Internal safety reporting and investigations
2.3	<input type="checkbox"/> Safety action planning
2.4	<input type="checkbox"/> Safety performance monitoring
2.5	<input type="checkbox"/> Change management
2.6	<input type="checkbox"/> Safety training and promotion
2.7	<input type="checkbox"/> Immediate safety action and coordination with operator’s emergency response plan (ERP)
2.8	<input type="checkbox"/> Compliance monitoring
2.8.1	<input type="checkbox"/> Audit plan and audits procedure
2.8.2	<input type="checkbox"/> Monitoring of continuing airworthiness management activities

2.8.3	<input type="checkbox"/>	Monitoring of the effectiveness of the maintenance programme(s)
2.8.4	<input type="checkbox"/>	Monitoring that all maintenance is carried out by an appropriate maintenance organisation
2.8.5	<input type="checkbox"/>	Monitoring that all contracted maintenance is carried out in accordance with the contract, including subcontractors used by the maintenance contractor
2.8.6	<input type="checkbox"/>	Compliance monitoring personnel
2.9	<input type="checkbox"/>	Control of personnel competency
2.10	<input type="checkbox"/>	Management system record-keeping
2.11	<input type="checkbox"/>	Occurrence reporting
PART 3 Contracted Maintenance – management of maintenance		
3.1	<input type="checkbox"/>	Procedures for contracted maintenancex
3.2	<input type="checkbox"/>	Product audit of aircraft
PART 4 Airworthiness review procedures		
4.1	<input type="checkbox"/>	Airworthiness review staff
4.2	<input type="checkbox"/>	Documented review of aircraft records
4.3	<input type="checkbox"/>	Physical survey
4.4	<input type="checkbox"/>	Additional procedures for recommendations to the competent authorities for the import of aircraft
4.5	<input type="checkbox"/>	Recommendations to competent authorities
4.6	<input type="checkbox"/>	Issue of ARC
4.7	<input type="checkbox"/>	Airworthiness review records, responsibilities, retention and access
4.8	<input type="checkbox"/>	ARC extension
PART 4B Permit to fly procedures		
4B.1	<input type="checkbox"/>	Conformity with approved flight conditions
4B.2	<input type="checkbox"/>	Issue of permit to fly under the CAMO privilege
4B.3	<input type="checkbox"/>	Permit to fly authorised signatories
4B.4	<input type="checkbox"/>	Interface with the competent authority for the flight
4B.5	<input type="checkbox"/>	Permit to fly records, responsibilities, retention and access
PART 5 Supporting documents		
5.1	<input type="checkbox"/>	Sample Documents, including the template of the ATL system
5.2	<input type="checkbox"/>	List of airworthiness review staff
5.3	<input type="checkbox"/>	List of subcontractors as per CAMO.A.125(d)(3)
5.4	<input type="checkbox"/>	List of contracted maintenance organisations and list of maintenance contracts as per CAMO.A.300(a)(13)
5.5	<input type="checkbox"/>	Copy of contracts for subcontracted work (Appendix II to AMC1 CAMO.A.125(d)(3))
5.6	<input type="checkbox"/>	List of approved maintenance programmes as per CAMO.A.300(a)(12)
5.7	<input type="checkbox"/>	List of currently approved alternative means of compliance as per point CAMO.A.300(a)(13)

PART 6 CONTINUING AIRWORTHINESS PROCEDURES FOR AIRCRAFT REFERRED TO IN [T.A.101](#)**PART 6.1 CONTINUING AIRWORTHINESS MANAGEMENT**

- | | | |
|--------|--------------------------|---|
| 6.1.1 | <input type="checkbox"/> | Aircraft continuing airworthiness records system |
| 6.1.2 | <input type="checkbox"/> | Aircraft maintenance programme |
| 6.1.3 | <input type="checkbox"/> | Time and continuing airworthiness records, responsibilities, retention and access |
| 6.1.4 | <input type="checkbox"/> | Accomplishment and control of mandatory safety information (MSI) issued by the State of Registry and Agency |
| 6.1.5 | <input type="checkbox"/> | Modifications and repairs standards |
| 6.1.6 | <input type="checkbox"/> | Defect reports |
| 6.1.7 | <input type="checkbox"/> | Reliability programmes |
| 6.1.8 | <input type="checkbox"/> | Pre-flight inspections |
| 6.1.9 | <input type="checkbox"/> | Aircraft weighing |
| 6.1.10 | <input type="checkbox"/> | Check flight procedures |

PART 6.2 CONTRACTED MAINTENANCE

- | | | |
|-------|--------------------------|---------------------------------------|
| 6.2.1 | <input type="checkbox"/> | Procedures for contracted maintenance |
| 6.2.2 | <input type="checkbox"/> | Audit of aircraft |

CAME Reference: CAME Amendment:

Competent authority audit staff: Signature(s):

Competent authority office: Date of EASA Form 13T Part 3 completion:

PART-CAMO and T.A. SUBPART G APPROVAL RECOMMENDATION REPORT EASA FORM 13T					
Part 4: Findings regarding PART-CAMO and T.A. Subpart G compliance status					
Each level 1 and 2 finding should be recorded whether it has been rectified or not, and should be identified by a simple cross reference to the Part 2 requirement. All non-rectified findings should be copied in writing to the organisation for the necessary corrective action.					
Part 2 or 3 reference	Audit reference(s): Findings	Level	Corrective action		
			Date Due	Date Closed	Reference

PART-CAMO and T.A. SUBPART G APPROVAL RECOMMENDATION REPORT EASA FORM 13T**Part 5: PART-CAMO and [T.A. Subpart G](#) approval or continued approval or change recommendation***

Name of organisation:

Approval reference:

Audit reference(s):

The following PART-CAMO terms of approval are recommended for this organisation:

Or, it is recommended that the PART-CAMO terms of approval specified in [EASA Form 14](#) referenced
..... be continued.

Name of recommending competent authority inspector:

Signature of recommending competent authority inspector:

Competent authority office:

Date of recommendation:

EASA Form 13T review:

Date:

*delete as appropriate

ANNEX VB (PART-ML)

GENERAL

ML.1

Regulation (EU) 2019/1383

- (a) In accordance with paragraph 2 of Article 3, this Annex (Part-ML) applies to the following other than complex motor-powered aircraft not listed in the air operator certificate of an air carrier licensed in accordance with Regulation (EC) No 1008/2008:
- (1) aeroplanes of 2 730 kg maximum take-off mass (MTOM) or less;
 - (2) rotorcraft of 1 200 kg MTOM or less, certified for a maximum of up to 4 occupants;
 - (3) other ELA2 aircraft.
- (b) For the purpose of this Annex, the competent authority shall be the authority designated by the Member State of registry of the aircraft.
- (c) For the purpose of this Annex, the following definitions shall apply:
- (1) 'independent certifying staff' means certifying staff who does not work on behalf of an approved maintenance organisation and who complies with, alternatively:
 - (i) the requirements of Annex III (Part-66);
 - (ii) for aircraft to which Annex III (Part-66) does not apply, the certifying staff requirements in force in the Member State of registry of the aircraft;
 - (2) 'maintenance organisation' means an organisation holding an approval issued in accordance with, alternatively :
 - (i) Subpart F of Annex I (Part-M);
 - (ii) Section A of Annex II (Part-145);
 - (iii) Section A of Annex Vd (Part-CAO).
 - (3) 'owner' means the person responsible for the continuing airworthiness of the aircraft, including, alternatively:
 - (i) the registered owner of the aircraft;
 - (ii) the lessee in the case of a leasing contract;
 - (iii) the operator.

SECTION A — TECHNICAL REQUIREMENTS

SUBPART A — GENERAL

ML.A.101 Scope

Regulation (EU) 2019/1383

This Section establishes the measures to be taken in order to ensure that the aircraft is airworthy. It also specifies the conditions to be met by the persons or organisations involved in the activities related to the airworthiness of the aircraft.

SUBPART B — ACCOUNTABILITY

ML.A.201 Responsibilities

Regulation (EU) 2020/270

- (a) The owner of the aircraft shall be responsible for the continuing airworthiness of the aircraft and shall ensure that no flight takes place unless all of the following requirements are met:
- (1) the aircraft is maintained in an airworthy condition;
 - (2) any operational and emergency equipment fitted is correctly installed and serviceable or clearly identified as unserviceable;
 - (3) the airworthiness certificate is valid;
 - (4) the maintenance of the aircraft is performed in accordance with the Aircraft Maintenance Program ('AMP') specified in point [ML.A.302](#).
- (b) By derogation from point (a), where the aircraft is leased, the responsibilities set out in point (a) shall apply to the lessee, if the lessee is identified either in the registration document of the aircraft or in the leasing contract.
- (c) Any person or organisation performing maintenance of aircraft and components shall be responsible for the maintenance tasks being performed.
- (d) The pilot-in-command of the aircraft shall be responsible for the satisfactory accomplishment of the preflight inspection. That inspection shall be carried out by the pilot or another qualified person but need not be carried out by an approved maintenance organisation or by certifying staff.
- (e) For aircraft operated by commercial Approved Training Organisations ('ATO') and commercial Declared Training Organisations ('DTO') referred to in Article 10a of Regulation (EU) No 1178/2011 or not operated in accordance with Annex VII to Regulation (EU) No 965/2012 (Part-NCO) or operated in accordance with Subpart-ADD of Annex II (Part-BOP) to Regulation (EU) 2018/395 or Subpart-DEC of Annex II (Part-SAO) to Regulation (EU) 2018/1976¹, the operator shall:
- (1) be approved as a CAMO or as a CAO for the management of the continuing airworthiness of its aircraft in accordance with Annex Vc (Part-CAMO), Subpart G of Annex I (Part-M) or Annex Vd (Part-CAO), or contract such an organisation using the contract set out in Appendix I to this Annex;
 - (2) ensure that all maintenance is performed by maintenance organisations approved in accordance with point (c)(2) of point [ML.1](#).;
 - (3) ensure that the requirements of point (a) are satisfied.
- (f) For aircraft not included in point (e), in order to satisfy the requirements of point (a), the owner of the aircraft may contract the tasks associated with continuing airworthiness management to an organisation approved as a CAMO or CAO in accordance with Annex Vc (Part-CAMO), Subpart G of Annex I (Part-M) or Annex Vd (Part-CAO). In that case, the contracted organisation shall assume responsibility for the proper performance of those tasks and a written contract shall be concluded in accordance with Appendix I to this Annex. If the owner does not contract

¹ Commission Implementing Regulation (EU) 2018/1976 of 14 December 2018 laying down detailed rules for the operation of sailplanes pursuant to Regulation (EU) 2018/1139 of the European Parliament and of the Council (OJ L326, 20.12.2018, p. 64)

such an organisation, the owner is responsible for the proper performance of the tasks associated with the continuing airworthiness management

- (g) The owner shall grant the competent authority access to the aircraft and the aircraft records, in order for the competent authority to determine whether the aircraft complies with the requirements of this Annex.
- (h) In the case of an aircraft included in an air operator certificate is used for non-commercial or specialised operations under point ORO.GEN.310 of Annex III or point NCO.GEN.104 of Annex VII to Regulation (EU) No 965/2012¹, the operator shall ensure that the tasks associated with continuing airworthiness are performed by the CAMO approved in accordance with Annex Vc (Part-CAMO) or Subpart G of Annex I (Part-M) or the combined airworthiness organisation (“CAO”) approved in accordance with Annex Vd (Part-CAO), whichever applicable, of the air operator certificate holder.

GM1 ML.A.201 Responsibilities

ED Decision 2020/002/R

The following tables provide a summary of Part-ML main provisions and alleviations established in [ML.A.201](#), [ML.A.302](#), [ML.A.801](#) and [ML.A.901](#).

In the tables, the term ‘CAO(-CAM)’ designate a CAO with continuing airworthiness management privileges.

	Balloon		
	Part-BOP Subpart ADD	Part-BOP non-Subpart ADD	
		commercial ATO/DTO	Non-ATO/DTO or non-commercial ATO/DTO
Contract with CAMO/CAO (CAM) required?	yes	yes	no*
Aircraft maintenance programme (AMP)	The AMP document must be approved by the contracted CAMO/CAO(-CAM)		<p>If there is no CAMO/CAO(-CAM), the AMP must be declared by the owner.</p> <p>If there is a contracted CAMO/CAO(-CAM), the AMP must be approved by the CAMO/CAO(-CAM).</p>
	If ML.A.302(e) conditions are met, producing an AMP document is not required.		
Maintenance	By a maintenance organisation		By a maintenance organisation or by independent certifying staff or the pilot-owner**
Airworthiness review (AR) and airworthiness review certificate (ARC)	By a maintenance organisation*** or by the contracted CAMO/CAO(-CAM) or by the competent authority		By a maintenance organisation*** or independent certifying staff*** or by the CAMO/CAO(-CAM) (if contracted) or by the competent authority

¹ Commission Regulation (EU) No 965/2012 of 5 October 2012 laying down technical requirements and administrative procedures related to air operations pursuant to Regulation (EC) No 216/2008 of the European Parliament and of the Council (OJ L 296, 25.10.2012, p. 1).

	Sailplane		
	Part-SAO Subpart-DEC	Part-SAO non-Subpart-DEC	
		commercial ATO/DTO	Non-ATO/DTO or non-commercial ATO/DTO
Contract with CAMO/CAO (-CAM) required?	yes	yes	no*
AMP	The AMP document must be approved by the contracted CAMO/CAO(-CAM).		If there is no CAMO/CAO(-CAM), the AMP must be declared by the owner. If there is a contracted CAMO/CAO(-CAM), the AMP must be approved by the CAMO/CAO(-CAM).
	If ML.A.302(e) conditions are met, producing an AMP document is not required.		
Maintenance	By a maintenance organisation		By a maintenance organisation or by independent certifying staff or pilot-owner**
AR and ARC	By a maintenance organisation*** or by the contracted CAMO/CAO(-CAM) or by the competent authority		By a maintenance organisation*** or independent certifying staff*** or by the CAMO/CAO(-CAM) (if contracted) or by the competent authority

	Aircraft (other than balloons and sailplanes)		
	non Part-NCO	Part-NCO	
		commercial ATO/DTO	Non-ATO/DTO or non-commercial ATO/DTO
Contract with CAMO/CAO (-CAM) required?	yes	yes	no*
AMP	The AMP document must be approved by the contracted CAMO/CAO(-CAM).		If there is no CAMO/CAO(-CAM), the AMP must be declared by the owner. If there is a contracted CAMO/CAO(-CAM), the AMP must be approved by the CAMO/CAO(-CAM).
	If ML.A.302(e) conditions are met, producing an AMP document is not required.		
Maintenance	By a maintenance organisation		By a maintenance organisation or by independent certifying staff or the pilot-owner**
AR and ARC	By a maintenance organisation*** or by the contracted CAMO/CAO(-CAM) or by the competent authority		By a maintenance organisation*** or independent certifying staff*** or by the CAMO/CAO(-CAM) (if contracted) or by the competent authority

*: A CAMO/CAO(-CAM) is not required but the owner may decide to contract a CAMO/CAO(-CAM).

** : in the limit of their privileges

***: together with the 100-h/annual inspection

GM1 ML.A.201(e) Responsibilities

ED Decision 2020/002/R

COMMERCIAL ATO/DTO

According to industry practice, the following are examples of aircraft not considered to be operated by a commercial ATO or a commercial DTO:

- (a) Aircraft operated by an organisation holding an ATO certificate or a DTO declaration, created with the aim of promoting aerial sport or leisure aviation, on the conditions that:
 - (1) the aircraft is operated by the organisation on the basis of ownership or dry lease;
 - (2) the ATO/DTO is a non-profit organisation; and
 - (3) whenever non-members of the organisation are involved, such flights represent only a marginal activity of the organisation.
- (b) Aircraft operated under Part-NCO by its owner together with an ATO or a DTO flight instructor for the purpose of training, when the contract between the owner and the training organisation and the procedures of the training organisation allow it. The continuing airworthiness of such aircraft remains under the responsibility of the owner, or of the CAMO or CAO contracted by the owner, if the owner has elected to contract a CAMO or CAO in accordance with [ML.A.201\(f\)](#).
- (c) Aircraft used for very limited training flights due to the specific configuration of the aircraft and limited need for such flights.

GM1 ML.A.201(f) Responsibilities

ED Decision 2020/002/R

If an owner (see definition in point [ML.1\(c\)\(3\)](#)) decides not to make a contract with a CAMO or CAO, the owner is fully responsible for the proper accomplishment of the corresponding continuing airworthiness management tasks. As a consequence, it is expected that the owner properly and realistically self-assesses his or her own competence to accomplish those tasks or otherwise seek the necessary expertise.

GM1 ML.A.201(h) Responsibilities

ED Decision 2020/002/R

USE OF AIRCRAFT INCLUDED IN AN AOC FOR NON-COMMERCIAL OPERATIONS OR SPECIALISED OPERATIONS

As point (h) is not a derogation, points [ML.A.201\(e\)](#) and (f) are still applicable. Therefore, the management of continuing airworthiness of the aircraft by the CAMO or CAO of the AOC holder means that the other operator has established a written contract as per [Appendix I](#) to Part-ML with this CAMO or CAO.

ML.A.202 Occurrence reporting

Regulation (EU) 2019/1383

- (a) Without prejudice to the reporting requirements set out in Annex II (Part-145) and Annex Vc (Part-CAMO), any person or organisation responsible in accordance with point [ML.A.201](#) shall report any identified condition of an aircraft or component which endangers flight safety to:
 - (1) the competent authority designated by the Member State of registry of the aircraft, and, when different to the Member State of registry, to the competent authority designated by the Member State of the operator;

- (2) to the organisation responsible for the type design or supplemental type design.
- (b) The reports referred to in point (a) shall be made in a manner determined by the competent authority referred to in point (a) and shall contain all pertinent information about the condition known to the person or organisation making the report.
- (c) Where the maintenance or the airworthiness review of the aircraft is carried out on the basis of a written contract, the person or the organisation responsible for those activities shall also report any condition referred to in point (a) to the owner of the aircraft and, when different, to the CAMO or CAO concerned.
- (d) The person or organisation shall submit the reports referred to in points (a) and (c) as soon as possible, but no later than 72 hours from the moment when the person or organisation identified the condition to which the report relates, unless exceptional circumstances prevent this.

AMC1 ML.A.202 Occurrence reporting

ED Decision 2023/013/R

Accountable persons or organisations should ensure that the design approval holder (DAH) or the declarant of a declaration of design compliance receives adequate reports of occurrences for that aircraft or component, to enable the DAH or the declarant of a declaration of design compliance to issue appropriate service instructions and recommendations to all owners or operators.

Accountable persons or organisations should liaise with the DAH or the declarant of a declaration of design compliance to determine whether published or proposed service information will resolve a problem or to obtain a solution to a particular problem.

AMC-20 'General Acceptable Means of Compliance for Airworthiness of Products, Parts and Appliances' provides further details on occurrence reporting (AMC 20-8).

SUBPART C — CONTINUING AIRWORTHINESS

ML.A.301 Continuing-airworthiness tasks

Regulation (EU) 2019/1383

The aircraft continuing airworthiness and the serviceability of operational and emergency equipment shall be ensured by:

- (a) the accomplishment of pre-flight inspections;
- (b) the rectification of any defect and damage affecting safe operation in accordance with data specified in points [ML.A.304](#) and [ML.A.401](#), as applicable, while taking into account the minimum equipment list ('MEL') and configuration deviation list, when they exist;
- (c) the accomplishment of all maintenance in accordance with the AMP referred to in point [ML.A.302](#);
- (d) the accomplishment of any applicable:
 - (1) airworthiness directive ('AD');
 - (2) operational directive with a continuing-airworthiness impact;
 - (3) continuing-airworthiness requirement established by the Agency;
 - (4) measure required by the competent authority as an immediate reaction to a safety problem;
- (e) the accomplishment of modifications and repairs in accordance with point [ML.A.304](#);
- (f) maintenance check flights, when necessary.

GM1 ML.A.301(f) Continuing airworthiness tasks

ED Decision 2023/013/R

MAINTENANCE CHECK FLIGHTS (MCFs)

- (a) The definition of and operational requirements for MCFs are laid down in the Air Operations Regulation¹ and are carried out under the control and responsibility of the aircraft operator. During the flight preparation, the flight and the post-flight activities as well as for the aircraft handover, the processes requiring the involvement of maintenance personnel or organisations should be agreed in advance with the operator. The operator should consult as necessary with the person or organisation in charge of the airworthiness of the aircraft.
- (b) Depending on the aircraft defect and the status of the maintenance activity performed before the flight, different scenarios are possible and are described below:
 - (1) The aircraft maintenance manual (AMM), or any other maintenance data issued by the DAH or the declarant of a declaration of design compliance, requires that an MCF be performed before completion of the maintenance ordered. In this scenario, a certificate after incomplete maintenance, when in compliance with [ML.A.801\(f\)](#) or [145.A.50\(e\)](#), should be issued and the aircraft can be flown for this purpose under its airworthiness certificate.

¹ Commission Regulation (EU) No 965/2012 of 5 October 2012 laying down technical requirements and administrative procedures related to air operations pursuant to Regulation (EC) No 216/2008 of the European Parliament and of the Council (OJ L 296, 25.10.2012, p. 1) (<https://eur-lex.europa.eu/legal-content/EN/TXT/?qid=1568896271265&uri=CELEX:32012R0965>).

Due to incomplete maintenance, it is advisable to open a new entry into the [MLA.305](#) aircraft logbook, to identify the need for an MCF. This new entry should contain or refer to, as necessary, data relevant to perform the MCF, such as aircraft limitations and any potential effect on operational and emergency equipment due to incomplete maintenance, maintenance data reference and maintenance actions to be performed after the flight.

After a successful MCF, the maintenance records should be completed, the remaining maintenance actions finalised and a certificate of release to service (CRS) issued.

- (2) Based on its own experience and for reliability considerations and/or quality assurance, an operator, owner, CAO or CAMO may wish to perform an MCF after the aircraft has undergone certain maintenance while maintenance data does not call for such a flight. Therefore, after the maintenance has been properly carried out, a CRS is issued and the aircraft airworthiness certificate remains valid for this flight.
- (3) After troubleshooting of a system on the ground, an MCF is proposed by the maintenance personnel or organisation as confirmation that the solution applied has restored the normal system operation. During the maintenance performed, the maintenance instructions are followed for the complete restoration of the system and therefore a CRS is issued before the flight. The airworthiness certificate is valid for the flight. An open entry requesting this flight may be recorded in the aircraft logbook.
- (4) An aircraft system has been found to fail, the dispatch of the aircraft is not possible in accordance with the maintenance data, and the satisfactory diagnosis of the cause of the fault can only be made in flight. The process for this troubleshooting is not described in the maintenance data and therefore scenario (1) does not apply. Since the aircraft cannot fly under its airworthiness certificate because it has not been released to service after maintenance, a permit to fly issued in accordance with Regulation (EU) No 748/2012 is required.

After the flight and the corresponding maintenance work, the aircraft can be released to service and continue to operate under its original certificate of airworthiness.

- (c) For certain MCFs, the data obtained or verified in flight will be necessary for assessment or consideration after the flight by the maintenance personnel or organisation prior to issuing the maintenance release. For this purpose, when the maintenance staff cannot perform these functions in flight, it may rely on the crew performing the flight to complete this data or to make statements about in-flight verifications. In this case, the maintenance staff should appoint the crew personnel to play such a role on their behalf and, before the flight, brief the appointed crew personnel on the scope, functions and the detailed process to be followed, including required reporting information after the flight and reporting means, in support of the final release to service to be issued by the certifying staff.

ML.A.302 Aircraft maintenance programme

Regulation (EU) 2023/989

- (a) The maintenance of each aircraft shall be organised in accordance with an AMP.
- (b) The AMP and any subsequent amendments thereto shall be, alternatively:
 - (1) declared by the owner in accordance with point (c)(7) of point [ML.A.302](#), where the continuing airworthiness of the aircraft is not managed by a CAMO or CAO;
 - (2) approved by the CAMO or CAO responsible for managing the continuing airworthiness of the aircraft.

The owner declaring the AMP in accordance with point (b)(1) or the organisation approving the AMP in accordance with point (b)(2) shall keep the AMP updated.

- (c) The AMP:
 - (1) shall clearly identify the owner of the aircraft and the aircraft to which it relates, including any installed engine and propeller, as applicable;
 - (2) shall include, alternatively:
 - (a) the tasks or inspections contained in the applicable minimum inspection programme (MIP) referred to in point (d);
 - (b) the instructions for continuing airworthiness (ICA) issued by the design approval holder (DAH);
 - (c) the ICA issued by the declarant of a declaration of design compliance.
 - (3) may include additional maintenance actions to those referred to in point (c)(2) or maintenance actions alternative to those referred to in point (c)(2)(b) at the proposal of the owner, CAMO or CAO, once approved or declared in accordance with point (b). Alternative maintenance actions to those referred to in point (c)(2)(b) shall not be less restrictive than those set out in the applicable MIP;
 - (4) shall include all the mandatory continuing airworthiness information, such as repetitive ADs, the airworthiness limitation section ('ALS') of the ICAs, and specific maintenance requirements contained in the type certificate data sheet ('TCDS');
 - (5) shall identify any additional maintenance tasks to be performed because of the specific aircraft type, aircraft configuration and type and specificity of operation, whereas the following elements shall be taken into consideration as a minimum:
 - (a) specific installed equipment and modifications of the aircraft;
 - (b) repairs carried out in the aircraft;
 - (c) life-limited components and flight-safety-critical components;
 - (d) maintenance recommendations, such as time between overhaul ('TBO') intervals, issued through service bulletins, service letters, and other non-mandatory service information;
 - (e) applicable operational directives or requirements related to the periodic inspection of certain equipment;
 - (f) special operational approvals;
 - (g) use of the aircraft and operational environment;

- (6) shall identify whether the Pilot-owners are authorised to perform maintenance;
- (7) when declared by the owner, shall contain a signed statement by which the owner declares that this is the AMP for the particular aircraft registration and that he is fully responsible for its content and, in particular, for any deviations from the DAH's recommendations;
- (8) when approved by the CAMO or CAO, shall be signed by this organisation, which shall retain records with the justification for any deviation introduced to the DAH's recommendations;
- (9) shall be reviewed at least annually in order to assess its effectiveness, and this review shall be performed, alternatively:
 - (a) in conjunction with the airworthiness review of the aircraft by the person who performs such an airworthiness review;
 - (b) by the CAMO or CAO managing the continuing airworthiness of the aircraft in those cases where the review of the AMP is not performed in conjunction with an airworthiness review.

If the review shows deficiencies of the aircraft linked with deficiencies in the content of the AMP, the AMP shall be amended accordingly. In this case the person performing the review shall inform the competent authority of the Member State of registry if he does not agree with the measures amending the AMP taken by the owner, CAMO or CAO. The competent authority shall decide which amendments to the AMP are necessary, raising the corresponding findings and, if necessary, reacting in accordance with point [ML.B.304](#).

- (d) A MIP:
 - (1) shall contain the following inspection intervals:
 - (a) for aeroplanes, touring motor gliders ('TMGs') and balloons, every annual or 100-h interval, whichever comes first, to which a tolerance of 1 month or 10 h may be applied. The next interval shall be calculated as from the time the inspection takes place;
 - (b) for sailplanes and powered sailplanes other than TMG, every annual interval to which a tolerance of 1 month may be applied. The next interval shall be calculated as from the time the inspection takes place;
 - (2) shall contain the following, as applicable to the aircraft type:
 - (a) servicing tasks as required by the DAH's requirements;
 - (b) inspection of markings;
 - (c) review of weighing records and weighing in accordance with Regulation (EU) No 965/2012, Regulation (EU) 2018/395 and Regulation (EU) 2018/1976;
 - (d) operational test of transponder (if installed);
 - (e) functional test of the pitot-static system;
 - (f) in the case of aeroplanes:
 - (i) operational tests for power and revolutions per minute (rpm), magnetos, fuel and oil pressure, engine temperatures;

- (ii) for engines equipped with automated engine control, the published run-up procedure;
- (iii) for dry-sump engines, engines with turbochargers and liquid-cooled engines, an operational test for signs of disturbed fluid circulation;
- (g) inspection of the condition and attachment of the structural items, systems and components corresponding to the following areas:
 - (i) for aeroplanes:
airframe, cabin and cockpit, landing gear, wing and centre section, flight controls, empennage, avionics and electrics, power plant, clutches and gearboxes, propeller and miscellaneous systems, such as the ballistic rescue system;
 - (ii) for sailplanes and powered sailplanes:
airframe, cabin and cockpit, landing gear, wing and centre section, empennage, avionics and electrics, power plant (for powered sailplanes) and miscellaneous systems, such as removable ballast and/or drag chute and controls, as well as water ballast system;
 - (iii) for hot-air balloons:
envelope, burner, basket, fuel containers, equipment and instruments;
 - (iv) for gas balloons:
envelope, basket, equipment and instruments.

As long as this Annex does not specify an MIP for airships and rotorcraft, their AMP shall be based on the ICA issued by the DAH, as referred to in point (c)(2)(b).

- (e) By derogation from points (b) and (c), a declaration by the owner or an approval by a CAMO or CAO is not required, and an AMP document is not required to be produced when the following conditions are met:
 - (1) all the ICA issued by the DAH are being followed without any deviations;
 - (2) all maintenance recommendations, such as TBO intervals, issued through service bulletins, service letters, and other non-mandatory service information, are being followed without any deviations;
 - (3) there are no additional maintenance tasks to be performed resulting from any of the following:
 - (a) specific installed equipment and modifications of the aircraft;
 - (b) repairs carried out in the aircraft;
 - (c) life-limited components and flight-safety-critical components;
 - (d) special operational approvals;
 - (e) use of the aircraft and operational environment.
 - (4) Pilot-owners are authorised to perform Pilot-owner maintenance.

This derogation is not applicable if the pilot-owner or, in case of jointly-owned aircraft, any of the pilot-owners is not authorised to perform Pilot-owner maintenance because this has to be specified in the declared or approved AMP.

- (f) If the conditions provided for in points (e)(1) to (e)(4) are met, the AMP applicable to the aircraft shall consist of the following:
- (1) the ICA issued by the DAH;
 - (2) the maintenance recommendations, such as TBO intervals, issued through service bulletins, service letters, and other non-mandatory service information;
 - (3) the mandatory continuing airworthiness information, such as repetitive ADs, the ALS of the ICA and specific maintenance requirements contained in the TCDS;
 - (4) the tasks due to specific operational or airspace directives or requirements in relation to particular instruments and equipment.

AMC1 ML.A.302 Aircraft maintenance programme

ED Decision 2023/013/R

- (a) The aircraft should only be maintained according to a single maintenance programme at a given point in time. Where an owner wishes to change from one programme to another (e.g. from an AMP based on minimum inspection programme (MIP) to an AMP based on the data issued by the DAH or the declarant of a declaration of design compliance), certain additional maintenance may need to be carried out on the aircraft to implement this transition.
- (b) The maintenance programme may take the format of the standard template provided in [AMC2 ML.A.302](#) (EASA Form AMP). This maintenance programme may include several aircraft registrations as long as the maintenance requirements for each registration are clearly identified.

AMC2 ML.A.302 Aircraft maintenance programme

ED Decision 2023/013/R

EASA FORM AMP

The following EASA Form AMP may be used to produce the AMP:

Part-ML aircraft maintenance programme (AMP)		
Aircraft identification		
1	Registration(s):	Type: Serial no(s):
	Owner:	
Basis for the maintenance programme		
2	Instructions for continuing airworthiness (ICA) <input type="checkbox"/>	Minimum inspection programme (MIP) as detailed in the latest revision of AMC1 ML.A.302(d) <input type="checkbox"/> Other MIP complying with ML.A.302(d) <input type="checkbox"/> (List the tasks in Appendix A)
Instructions for continuing airworthiness (ICA)		
3	Equipment manufacturer and type	Applicable ICA reference (revision/date not required assuming the latest revision will always be used)
For aircraft other than balloons		
3a	Aircraft (other than balloons)	
3b	Engine (if applicable)	
3c	Propeller (if applicable)	
For balloons		
3d	Envelope (only for balloons)	
3e	Basket(s) (only for balloons)	

3f	Burner(s) (only for balloons)		
3g	Fuel cylinders (only for balloons)		
Additional maintenance requirements to the ICA or to the MIP (applicable to all AMPs)			
4	Indicate whether any of the following types of repetitive maintenance are included in the AMP (when replying 'YES', list the specific requirements in Appendix B)	Yes	No
	Maintenance due to specific equipment and modifications		
	Maintenance due to repairs		
	Maintenance due to life-limited components (This should be completed only if the MIP is used. Otherwise, this data is already part of the data issued by the DAH or the declarant of a declaration of design compliance used as a basis for the AMP.)		
	Maintenance due to mandatory continuing airworthiness information (airworthiness limitations (ALIs), certification maintenance requirements (CMRs), specific requirements in the TCDS, etc.)		
	Maintenance recommendations, such as time between overhaul (TBO) intervals, issued through service bulletins, service letters, and other non-mandatory service information		
	Maintenance due to repetitive ADs		
	Maintenance due to specific operational/airspace directives/requirements (altimeter, compass, transponder, etc.)		
	Maintenance due to the type of operation or operational approvals		
	Other		
Maintenance tasks alternative to the ICA (not less restrictive than the MIP)			
5	Indicate whether there is any maintenance task alternative to the ICA (when replying 'YES', list the specific alternative maintenance tasks in Appendix C)	Yes	No
Pilot-owner maintenance (only for balloons not operated under Subpart-ADD, or sailplanes not operated under Subpart-DEC, or other aircraft operated under Part-NCO)			
Remark: pilot-owner maintenance is not allowed for aircraft operated by a commercial ATO/DTO			
6	Does the pilot-owner perform pilot-owner maintenance (ref. ML.A.803)? If yes, enter the name of the pilot-owner(s) authorised to perform such maintenance: Pilot-owner name:_(NOTE)_____Licence number: (NOTE)_____ Signature: _____Date: _____ NOTE: It is possible to refer to a list in the case of jointly owned aircraft.	Yes	No
Approval/declaration of the maintenance programme (select the appropriate option)			
7	Declaration by the owner: <input type="checkbox"/>	Approval by the contracted CAMO/CAO: <input type="checkbox"/>	
	'I hereby declare that this is the maintenance programme applicable to the aircraft referred to in block 1, and I am fully responsible for its content and, in particular, for any alternatives tasks to the data issued by the DAH or the declarant of a declaration of design compliance.' Signature/name/date:	Approval reference no of the CAMO/CAO: Signature/name/date:	
Certification statement			
8	'I will ensure that the aircraft is maintained in accordance with this maintenance programme and that the maintenance programme will be reviewed and updated as required.' Signed by the person/organisation responsible for the continuing airworthiness of the aircraft according to ML.A.201: Owner/Lessee/operator <input type="checkbox"/> CAMO/CAO <input type="checkbox"/> Name of owner/lessee/operator or CAMO/CAO approval number: Address:		

	Telephone/fax: Email: Signature/date:
9	Appendices attached: Appendix A YES <input type="checkbox"/> NO <input type="checkbox"/> Appendix B YES <input type="checkbox"/> NO <input type="checkbox"/> Appendix C YES <input type="checkbox"/> NO <input type="checkbox"/> Appendix D YES <input type="checkbox"/> NO <input type="checkbox"/>

Appendix A — Minimum inspection programme (MIP)

(only applicable if a MIP different from the one described in AMC1.MLA.302(d) is used — see Section 2 above)

Detail the tasks and inspections contained in the MIP being used.

Appendix B — Additional maintenance requirements

(include only if necessary — see Section 4 above)

*This appendix is supposed to include only the tasks which are included in the AMP, either at the recommended interval or at a different one.
 (All repetitive maintenance tasks not included here, or the interval differences, should be kept by the CAMO/CAO (when contracted) in their files with their corresponding justifications. Appendix D may optionally be used. Nevertheless, the owner/CAMO/CAO is responsible for taking into account all instructions, even if they are not adopted and listed here. The person performing the AR, if reviewing the AMP, is not responsible for the completeness of this appendix, but may do some sampling as part of the investigations and the findings discovered during the physical review).*

Task description	References	Interval (tick box if the selected interval differs from that required in the referenced document)
Maintenance due to specific equipment and modifications		
		<input type="checkbox"/>
		<input type="checkbox"/>
Maintenance due to repairs		
		<input type="checkbox"/>
		<input type="checkbox"/>
Maintenance due to life-limited components (This should be only completed if the MIP is used. Otherwise, this data is already part of the data used as the basis for the AMP.)		
		<input type="checkbox"/>
		<input type="checkbox"/>
Maintenance due to mandatory continuing airworthiness instructions (ALIs, CMRs, specific requirements in the TCDS, etc.)		
		<input type="checkbox"/>
		<input type="checkbox"/>
Maintenance recommendations, such as TBO intervals, issued through service bulletins, service letters, and other non-mandatory service information		
		<input type="checkbox"/>
Emergency locator transmitters and personal locator beacon — annual testing	EASA SIB 2019-09	1 Year <input type="checkbox"/>

(if not using MIP or equivalent ICA task) Transponder test	EASA SIB 2011-15	2 Years	<input type="checkbox"/>
			<input type="checkbox"/>
Maintenance due to repetitive ADs			
			<input type="checkbox"/>
			<input type="checkbox"/>
Maintenance due to specific operational/airspace directives/requirements (altimeter, compass, transponder, etc.)			
			<input type="checkbox"/>
			<input type="checkbox"/>
Maintenance due to the type of operation or operational approvals			
			<input type="checkbox"/>
			<input type="checkbox"/>
Other			
			<input type="checkbox"/>
			<input type="checkbox"/>

Appendix C — Maintenance tasks alternative to the ICA (not less restrictive than the MIP)

(include only if necessary — see Sections 5 above)

Task description	Recommended interval	Alternative inspection/task	Amended interval
<i>When the ICA are used as the basis for the AMP, this appendix is used to include the tasks alternative to the ICA, which are included in the AMP. (When a CAMO/CAO is contracted, all elements justifying the deviations from the ICA should be kept by the CAMO/CAO and the organisation should provide a copy of these justifications to the owner.)</i>			

Appendix D — Additional information (optional)

This appendix may optionally be used to provide additional information, such as the complete list of AMP tasks or the list of documents (e.g. service bulletins) considered during the development of the AMP.

EASA Form AMP, Issue 2

GM1 ML.A.302 Aircraft maintenance programme

ED Decision 2023/013/R

The responsibilities associated with maintenance programmes developed in accordance with [ML.A.302](#) are the following:

- (a) If the owner has contracted a CAMO or CAO in order to manage the continuing airworthiness of the aircraft, this organisation is responsible for developing and approving a maintenance programme which:
 - (1) indicates whether this programme is based on data from the DAH or the declarant of a declaration of design compliance, or based on the MIP described in [ML.A.302\(d\)](#);
 - (2) identifies the owner and the specific aircraft, engine, and propeller (as applicable);

- (3) includes all mandatory continuing airworthiness information and any additional tasks derived from the assessment of the instructions issued by the DAH or the declarant of a declaration of design compliance;
 - (4) justifies any deviations from the instructions issued by the DAH or the declarant of a declaration of design compliance; when those instructions are the basis for the AMP development, these deviations should not fall below the requirements of the MIP; and
 - (5) is customised to the particular aircraft type, configuration and operation, in accordance with [ML.A.302\(c\)\(5\)](#).
- (b) If the owner has not contracted a CAMO or CAO in order to manage the continuing airworthiness of the aircraft, then the owner is responsible for developing and declaring the maintenance programme, assuming full responsibility for its content, and for any deviations from the instructions issued by the DAH or the declarant of a declaration of design compliance (ref. [ML.A.201\(f\)](#) and [ML.A.302\(c\)\(7\)](#)) and the possible consequences of such deviations. In this case, these deviations do not need to be justified, but are to be identified in the AMP. However, the maintenance programme still needs to comply with the requirements contained in [ML.A.302\(c\)](#), in particular with the obligation to not fall below the requirements of the MIP and to comply with the mandatory continuing airworthiness information.
- (c) The content of the owner-declared maintenance programme cannot be challenged up front either by the competent authority or by the contracted maintenance organisation. This declared maintenance programme is the basis for adequate planning of maintenance, as well as for the ARs and the aircraft continuing airworthiness monitoring (ACAM) inspections in accordance with [ML.B.303](#). Nevertheless, the maintenance programme will be subject to periodic reviews at the occasion of the AR and, in case of discrepancies, linked with deficiencies in the content of the maintenance programme, the owner shall amend the maintenance programme accordingly, as required by [ML.A.302\(c\)\(9\)](#).
- (d) When the competent authority is notified of deficiencies linked with the content of the declared maintenance programme for a particular aircraft (in case no agreement is reached between the owner and the AR staff about the changes required in the maintenance programme), the competent authority should contact the owner, request a copy of the maintenance programme, decide which amendment to the AMP is necessary and raise the associated finding (ref. [ML.A.302\(c\)\(9\)](#)). If necessary, the competent authority may also react in accordance with [ML.B.304](#). Based on the information received, the reported deficiencies and the identified risks, the competent authority may in addition adapt the ACAM programme accordingly (ref. [ML.B.303](#)).
- (e) Although there is no requirement for the owner to send a copy of the maintenance programme to the competent authority, this does not prevent the competent authority from requesting at any time the owner to send information about, or a copy of the AMP, even if deficiencies have not been reported (see [AMC1 ML.B.201](#)).
- (f) Since the maintenance programme has to identify the alternatives tasks to the instructions issued by the DAH or the declarant of a declaration of design compliance, the ARs and ACAM inspections can place emphasis on the inspection of the areas affected by those deviations in order to make sure that the maintenance programme is effective.
- (g) Since the competent authority is not responsible for the content of a declared maintenance programme, the competent authority does not authorise the accomplishment of the scheduled maintenance to deviate from the AMP content (other than the tolerances provided for in [ML.A.302\(d\)\(1\)](#)). In such cases, the owner may declare an amended AMP.

GM2 ML.A.302 Aircraft maintenance programme

ED Decision 2023/013/R

The following table provides a summary of the provisions contained in [ML.A.302](#) in relation to the content of the maintenance programme, its approval, and its link with the AR:

	OPTION 1	OPTION 2
Responsibility for developing the AMP	Contracted CAMO or CAO	Owner (if allowed under ML.A.201(f))
Approval/declaration of the maintenance programme	Approved by the CAMO or CAO, or none required in the case of compliance with ML.A.302(e)	Declaration by the owner or none required in the case of compliance with ML.A.302(e)
Basis for the maintenance programme	MIP (not applicable to rotorcraft and airships), or ICA issued by the DAH or declarant of a declaration of design compliance	
Deviations from the ICA	Deviations from the ICA are justified. The CAMO/CAO keeps a record of the justifications and provides a copy of them to the owner.	Deviations do not need to be justified.
AMP annual review	In conjunction with the AR, by the AR staff or, if not performed in conjunction with the AR (e.g. in case of ARC extension), by the CAMO or CAO.	

AMC1 ML.A.302(c) Aircraft maintenance programme

ED Decision 2023/013/R

When evaluating an alternative to a maintenance task issued or recommended by the DAH or the declarant of a declaration of design compliance, such as the extension of TBO intervals, or when considering not to include a maintenance task issued or recommended by the DAH or the declarant of a declaration of design compliance, a risk-based approach should be taken, considering aspects such as the operation of aircraft, type of aircraft, hours and years in service, maintenance of the aircraft, compensating measures, redundancy of components, etc.

The following table provides more details of aspects that should be considered:

	Examples
OPS approval	HIGHER RISK: commercial operation, commercial flight training MEDIUM RISK: flight training by an association, non-commercial specialised operations (SPO) LOWER RISK: private
Flight rules	HIGHER RISK: instrument flight rules (IFR) MEDIUM RISK: visual flight rules (VFR) at night LOWER RISK: VFR by day
Aircraft weight	HIGHER RISK: Other than ELA1 MEDIUM RISK: ELA1 aircraft other than light sport aeroplanes (LSA), very light aircraft (VLA), sailplanes and powered sailplanes LOWER RISK: LSA, VLA, sailplanes and powered sailplanes
Who manages the airworthiness of the aircraft?	HIGHER RISK: owner LOWER RISK: CAMO/CAO
Who maintains the aircraft?	HIGHER RISK: pilot-owner MEDIUM RISK: independent certifying staff LOWER RISK: maintenance organisation

Time in service (flight hours, years)	HIGHER RISK: very high number of hours or years MEDIUM RISK: medium number of hours or years LOWER RISK: low number of hours or years
Aircraft utilisation	HIGHER RISK: less than 50 h per year MEDIUM RISK: around 200 h per year LOWER RISK: more than 400 h per year
ACAM findings	HIGHER RISK: numerous findings in ACAM or ramp inspections MEDIUM RISK: few findings in ACAM inspections LOWER RISK: rare findings in ACAM inspections
System redundancy (for components such as engine/propeller)	HIGHER RISK: single-engined aircraft LOWER RISK: multi-engined aircraft
Supplementary maintenance measures	HIGHER RISK: no supplementary measures LOWER RISK: supplementary measures (such as oil analysis, engine data monitoring, boroscope inspections, corrosion inspections, etc.)
Risk factor of the component failure	HIGHER RISK: engine failure on a helicopter MEDIUM RISK: engine failure on an aeroplane LOWER RISK: sailplane, or powered sailplane

The above information may be useful for CAMOs and CAOs when developing and approving maintenance programmes, and for the AR staff performing ARs and reviewing the effectiveness of the declared maintenance programme. It may also be useful for the owner in order to take an informed decision before introducing deviations from the recommendations issued by the DAH or the declarant of a declaration of design compliance. Nevertheless, as allowed by [ML.A.302\(c\)\(7\)](#) and explained in GM ML.A.302, when the owner issues a declaration for the maintenance programme, it does not need to justify such deviations.

AMC1 ML.A.302(c)(9) Aircraft maintenance programme

ED Decision 2023/013/R

ANNUAL REVIEW OF THE AMP

- (a) During the annual review of the maintenance programme, as required by point ML.A.302(c)(9), the following should be taken into consideration:
- (1) the results of the maintenance performed during that year, which may reveal that the current maintenance programme is not adequate;
 - (2) the results of the AR performed on the aircraft, which may reveal that the current maintenance programme is not adequate;
 - (3) revisions introduced on the documents affecting the programme basis, such as the [ML.A.302\(d\)](#) MIP or the data issued by the DAH or the declarant of a declaration of design compliance;
 - (4) changes in the aircraft configuration, and type and specificity of operation;
 - (5) changes in the list of pilot-owners; and
 - (6) applicable mandatory requirements for compliance with Part 21 or Part 21 Light, such as airworthiness directives (ADs), airworthiness limitations, certification maintenance requirements and specific maintenance requirements contained in the type certificate data sheet (TCDS) or airworthiness data sheet (for aircraft subject to a declaration of design compliance).

- (b) When reviewing the effectiveness of the AMP, the AR staff (or the CAMO/CAO staff if the review of the AMP is not performed in conjunction with an AR) may need to review the maintenance carried out during the last 12 months, including unscheduled maintenance. To this end, he or she should receive the records of all the maintenance performed during that year from the owner/CAMO/CAO.
- (c) When reviewing the results of the maintenance performed during that year and the results of the AR, attention should be paid as to whether the defects found could have been prevented by introducing in the maintenance programme certain recommendations issued by the DAH or the declarant of a declaration of design compliance, which were initially disregarded by the owner, CAMO or CAO.

GM1 ML.A.302(c)(2)(b) Aircraft maintenance programme

ED Decision 2023/013/R

‘DAH’ refers to the holder of a type certificate (TC), restricted type certificate, supplemental type certificate (STC), European Technical Standard Order (ETSO) authorisation, repair or change to the type design.

‘Declarant’ refers to the natural or legal person who has submitted a declaration of design compliance in accordance with Part 21 Light.

The ‘instructions for continuing airworthiness (‘ICA’) issued by the design approval holder (‘DAH’) or the declarant do not include the data issued by another original equipment manufacturer (OEM), except when the ICA issued by the DAH or the declarant make clear reference to such OEM data.

Tasks or intervals (e.g. escalations) alternative to those of the ICA issued by the DAH or the declarant and selected by the CAMO or CAO for the AMP do not need to be approved by the competent authority. Justification of these deviations are to be kept by the CAMO or CAO.

GM1 ML.A.302(c)(3) Aircraft maintenance programme

ED Decision 2023/013/R

ALTERNATIVE MAINTENANCE ACTIONS

‘Maintenance actions alternative to those referred to in point (c)(2)(b)’ refer to when the ICA issued by the DAH or the declarant of a declaration of design compliance are used as the basis for the AMP development and the CAMO, CAO or owner (as applicable), when developing the AMP, decides to deviate from certain of these instructions issued by the DAH or the declarant of a declaration of design compliance, introducing, for example, a less frequent interval than or a different task type (inspection instead of check) from the one established by the ICA.

These alternative maintenance actions shall not be less restrictive than those set out in the applicable MIP. This means that the extent of the maintenance to be covered by the deviating task cannot be less than the extent of the corresponding task in the MIP in terms of frequency and task type.

Examples of alternative maintenance actions:

ICA task	AMP proposed alternative	MIP task	Alternative acceptable Yes/No
Inspection XX 6 months interval	Inspection XX 12 months interval	Inspection XX 12 months interval	Yes
Inspection XX 12 months interval	Inspection XX 24 months interval	Inspection XX 12 months interval	No
Inspection XX 24 months interval	Inspection XX 36 months interval	Inspection XX 12 months interval	No (24 months to be kept)
Functional test system XX	Operational test system XX (same interval) or general visual inspection system XX (same interval)	Functional test system XX (same interval)	No*
Operational test system XX	Functional test system XX (same interval)	Operational test system XX (same interval)	Yes*
Inspection XX 24 months interval	Inspection XX 36 months	None relevant	Yes
Functional test	General visual inspection	None relevant	Yes

*A functional test is considered more restrictive than an operational test.

Remark: the above does not apply to one-time interval extensions, for which [ML.A.302\(d\)\(1\)](#) provides 1-month or 10-h tolerance (i.e. permitted variation) for aeroplanes, touring motor gliders (TMGs) and balloons and 1-month tolerance for sailplanes and powered sailplanes other than TMGs.

GM1 ML.A.302(c)(4) Aircraft maintenance programme

ED Decision 2023/013/R

MANDATORY CONTINUING AIRWORTHINESS INFORMATION OTHER THAN ADS

‘Mandatory continuing airworthiness information’ other than ADs may be different from one aircraft to another, depending on the type certification basis used. The aircraft may have been certified before the term ‘ALS (Airworthiness Limitations Section)’ was introduced in the certification specification (or airworthiness code). However, the intent is that the AMP (whether based on MIP or not) includes all mandatory scheduled maintenance requirements identified during the initial airworthiness activity, by the TC holder, STC holder, declarant of a declaration of design compliance and, if applicable, engine TC holder. These requirements may be identified under a variety of designations such as:

- Airworthiness limitations or Airworthiness limitation items (ALI)
- Certification maintenance requirements (CMR)
- Safe life items or safe life limits or safe life limitations
- Life-limited parts (LLP)
- Time limits
- Retirements life
- Mandatory Inspections or Mandatory Airworthiness Inspections
- Fuel airworthiness limitations or Fuel tank safety limitations

In case of doubt, it is advised to check the TCDS or airworthiness data sheet or contact the DAH or the declarant of a declaration of design compliance.

The intervals of the mandatory continuing airworthiness information cannot be extended by a CAMO/CAO. The escalation of such tasks is to be approved by the Agency.

AMC1 ML.A.302(d) Aircraft maintenance programme

ED Decision 2021/009/R

This AMC contains an acceptable MIP for aeroplanes of 2 730 kg maximum take-off mass (MTOM) and below, and for ELA2 aircraft other than rotorcraft or airships, grouped in the following categories:

- aeroplanes of 2 730 kg MTOM and below;
- ELA2 sailplanes and ELA2 powered sailplanes; and
- ELA2 balloons.

These MIPs already comply with the requirements of [ML.A.302\(d\)](#) and may be used in order to define the basic information for the maintenance programme as required by [ML.A.302\(c\)\(2\)\(a\)](#). However, the maintenance programme must be customised as required by [ML.A.302\(c\)\(5\)](#), which may be achieved by using the standard template contained in AMC ML.A.302.

It should be noted that using the 1-month tolerance permitted by [ML.A.302\(d\)\(1\)](#) for the annual inspection may result in an expired ARC.

MIP for aeroplanes of 2 730 kg MTOM and below

To be performed at every annual/100-h interval, whichever comes first.

A tolerance of 1 month or 10 h may be applied. The next interval shall be calculated from the time the inspection takes place.

Note 1: Use the manufacturer’s maintenance manual to accomplish each task/inspection.

Note 2: Proper operation of backup or secondary systems and components should be performed wherever a check for improper installation/operation is carried out.

Aeroplanes of 2 730 kg MTOM and below	
System/component/area	Task and inspection detail
GENERAL	
General	Remove or open all necessary inspection plates, access doors, fairings, and cowlings. Clean the aircraft and aircraft engine as required.
Lubrication/servicing	Lubricate and replenish fluids in accordance with the manufacturer’s requirements.
Markings	Check that side and underwing registration markings are correct. If applicable, check that an exemption for alternate display is approved. Identification plate for national aviation authority (NAA)-registered aircraft is present, as well as other identification markings on fuselage in accordance with local (national) rules.
Weighing	Review weighing record to establish accuracy against installed equipment. Weigh the aircraft as required by Part-NCO or Part-SPO, as applicable.
Service life limits	Check the records that the service life limits and airworthiness limits are within the life time limits of the maintenance programme.

Aeroplanes of 2 730 kg MTOM and below	
System/component/area	Task and inspection detail
Software	Check for updated software/firmware status and databases for engine and equipment.
AIRFRAME	
Fabric and skin	Inspect for deterioration, distortion, other evidence of failure, and defective or insecure attachment of fittings. NOTE: When checking composite structures, check for signs of impact or pressure damage that may indicate underlying damage.
Fuselage structure	Check frames, formers, tubular structure, braces, and attachments. Inspect for signs of corrosion and cracks.
Systems and components	Inspect for improper installation, apparent defects, and unsatisfactory operation.
Pitot-static system	Inspect for security, damage, cleanliness, and condition. Drain any water from condensation drains.
General	Inspect for lack of cleanliness and loose equipment that may foul the controls.
Tow hooks	Inspect for condition of moving parts and wear. Check service life. Carry out operational test.
CABIN AND COCKPIT	
Seats, safety belts and harnesses	Inspect for poor condition and apparent defects. Check for service life.
Windows, canopies and windshields	Inspect for deterioration and damage, and for function of emergency jettison.
Instrument panel assemblies	Inspect for poor condition, mounting, marking, and (where practicable) improper operation. Check markings of instruments in accordance with the flight manual.
Flight and engine controls	Inspect for improper installation and improper operation.
Speed/weight/manoeuvre placard	Check that the placard is correct and legible, and accurately reflects the status of the aircraft.
All systems	Inspect for improper installation, poor general condition, apparent and obvious defects, and insecurity of attachment.
LANDING GEAR	
Shock-absorbing devices	Inspect for improper oleo fluid level. Inspect for wear and deformation of rubber pads, bungees, and springs.
All units	Inspect for poor condition and insecurity of attachment, including the related structure.
Retracting and locking mechanism	Inspect mechanism. Operational check.
Linkages, trusses and members	Inspect for undue or excessive wear fatigue and distortion.
Steering	Inspect the nose/tail wheel steering for proper function and wear.
Hydraulic lines	Inspect for leakage. Check condition and replace if necessary.
Electrical system	Inspect for chafing. Operational check of switches.
Wheels	Inspect for cracks, defects, and condition of bearings.
Tires	Inspect for wear and cuts.
Brakes	Inspect for improper adjustment and wear. Carry out operational test.

Aeroplanes of 2 730 kg MTOM and below	
System/component/area	Task and inspection detail
Floats and skis	Inspect for insecure attachment and apparent defects.
WING AND CENTRE SECTION	
All components	Inspect all components of the wing and centre section assembly for poor general condition, fabric or skin deterioration, distortion, evidence of failure and insecurity of attachment.
Connections	Inspect main connections (e.g. between wings, fuselage, wing tips) for proper fit, play within tolerances, wear or corrosion on bolts and bushings.
FLIGHT CONTROLS	
Control circuit/stops	Inspect control rods and cables. Check that the control primary stops are secure and make contact.
Control surfaces	Inspect aileron, flap, elevator, air brake and rudder assemblies, hinges, control connections, springs/bungees, tapes and seals. Check full range of motion and free play.
Trim systems	Inspect trim surfaces, controls, and connections. Check full range of motion.
EMPENNAGE	
All components and systems	Inspect all components and systems that make up the complete empennage assembly for poor general condition, fabric or skin deterioration, distortion, evidence of failure, insecure attachment, improper component installation, and improper component operation.
AVIONICS AND ELECTRICS	
Batteries	Inspect for improper installation, improper charge, spillage and corrosion.
Radio and electronic equipment	Inspect for improper installation and insecure mounting. Carry out ground function test.
Wiring and conduits	Inspect for improper routing, insecure mounting, and obvious defects.
Bonding and shielding	Inspect for improper installation, poor condition, chafing and wear of insulation.
Antennas	Inspect for poor condition, insecure mounting, and improper operation.
Lights	Operational check of the interior, exterior and instrument lighting
POWER PLANT (OTHER THAN TURBOPROP ENGINE)	
Engine section	Inspect for visual evidence of oil, fuel or hydraulic leaks and sources of such leaks.
Studs and nuts	Inspect for looseness, signs of rotation and obvious defects.
Internal engine	Inspect for proper cylinder compression (record measures for each cylinder) and for metal particles or foreign matter in oil filter, screens and sump drain plugs.
Engine mounts	Inspect for cracks, looseness of mounting, and looseness of the engine to the engine-mount attachment.
Flexible vibration dampeners	Inspect for poor condition and deterioration.
Engine controls	Inspect for defects, improper travel, and improper safe tying.
Lines, hoses and clamps	Inspect for leaks, improper condition, and looseness.
Exhaust stacks	Inspect for cracks, defects, and improper attachment.
Turbocharger and intercooler	Inspect for leaks, improper condition, and looseness of connections and fittings. Check MP controller or density controller for leakage and free movement of controls. Check waste gate or overpressure relief valve for free movements.

Aeroplanes of 2 730 kg MTOM and below	
System/component/area	Task and inspection detail
Heating	Inspect cabin heating heat exchanger for improper condition and function. For exhaust heat exchanger, check CO (Carbon Monoxide) concentration.
Liquid cooling systems	Inspect for leaks and proper fluid level.
Electronic engine control	Inspect for signs of chafing, and proper electronics and sensor installation.
Accessories	Inspect for apparent defects in security of mounting.
All systems	Inspect for improper installation, poor general condition, defects and insecure attachment.
Cowling	Inspect for cracks and defects. Check cowling flaps.
Cooling baffles and seals	Inspect for defects, improper attachment, and wear.
TURBOPROP ENGINE	
Incoming power check	Perform in accordance with the graphs found in the engine maintenance manual (EMM).
Inertial separator	Functional check
Engine cowling	Remove, inspect for damage.
General condition	Inspect for oil, fuel, bleed-air or other leaks.
1st stage compressor blades	Remove screen, check for foreign object debris (FOD) or other damage.
P3 filter	Replace
Oil filter	Inspection and cleaning
Fuel low pressure filter	Replace
Fuel high pressure filter	Inspection and cleaning
Oil scavenge filter	Inspection and cleaning
Chip detector	Inspection and cleaning
Exhaust duct	Inspection
Starter/generator brushes	Inspection for proper length
Ignitor/glow plugs	Functional check
Overspeed governor	Inspect for oil leaks.
Governor and beta-valve	Inspect for oil leaks or binding of controls.
Propeller	Inspect blades for damage and hub leaks.
(if installed) fire detector loop or sense module	Functional check
Engine cowling	Install
Power check	Perform in accordance with the graphs found in the EMM, record values.
Oil level	Check within 10 minutes after shutdown.
FUEL	
Fuel tanks	Inspect for leaks and improper installation and connection. Verify proper sealing and function of tank drains.
CLUTCHES AND GEARBOXES	
Filters, screens, and chip detectors	Inspect for metal particles and foreign matter.
Exterior	Inspect for oil leaks.
Output shaft	Inspect for excessive bearings' play and condition.
PROPELLER	
Propeller assembly	Inspect for cracks, nicks, binds, and oil leakage.

Aeroplanes of 2 730 kg MTOM and below	
System/component/area	Task and inspection detail
Propeller bolts	Inspect for proper installation, looseness, signs of rotation, and lack of safe tying.
Propeller control mechanism	Inspect for improper operation, insecure mounting, and restricted travel.
Anti-icing devices	Inspect for improper operation and obvious defects.
MISCELLANEOUS	
Ballistic rescue system	Inspect for proper installation, unbroken activation mechanism, proper securing while on ground, validity of inspection periods of pyrotechnic devices, and parachute-packing intervals.
Other miscellaneous items	Inspect installed miscellaneous items that are not otherwise covered by this listing for improper installation and improper operation.
OPERATIONAL AND FUNCTIONAL CHECKS	
Power and revolutions per minute (rpm)	Check that power output, static and idle rpm are within published limits.
Magnetos	Check for normal function.
Fuel and oil pressure	Check that they are within normal values. Check fuel pumps for proper operation.
Engine temperatures	Check that they are within normal values.
Engine	For engines equipped with automated engine control (e.g. FADEC), perform the published run-up procedure and check for discrepancies.
Engine	For dry-sump engines, engines with turbochargers and liquid-cooled engines, check for signs of disturbed fluid circulation.
Pitot-static system	Perform functional check.
Transponder	Perform operational check.
Ice protection	Perform operational check of ice protection system.
Fuel quantity indication	Check the fuel quantity indication for proper indication.
Caution and warning	Operational check of cautions and warnings lights.

MIP for ELA2 sailplanes and ELA2 powered sailplanes

To be performed:

- every 100-h/annual interval (for TMGs), whichever comes first; or
- every annual interval (for the rest).

A tolerance of 1 month or 10 h, as applicable, may be applied. The next interval shall be calculated from the time the inspection takes place.

Note 1: Use the manufacturer’s maintenance manual to accomplish each task/inspection.

Note 2: In the case of TMGs, it is acceptable to control the hours of use of the aircraft, engine and propeller as separate entities. Any maintenance check to be carried out between two consecutive 100-h/annual inspections may be performed separately on the aircraft, engine and propeller, depending on when each element reaches the corresponding hours. However, at the time of the 100-h/annual, all the elements must be covered.

Note 3: Proper operation of backup or secondary systems and components should be carried out wherever a check for improper installation/operation is performed.

ELA2 sailplanes and ELA2 powered sailplanes	
System/component/area	Task and inspection detail
GENERAL	
General — all tasks	The aircraft must be clean prior to inspection. Inspect for security, damage, wear, integrity, whether drain/vent holes are clear, for signs of overheating, leaks, chafing, cleanliness and condition, as appropriate to the particular task. Whilst checking composite structures, check for signs of impact or pressure damage that may indicate underlying damage.
Lubrication/servicing	Lubricate and replenish fluids in accordance with the manufacturer's requirements.
Markings	Check that side and underwing registration markings are correct. If applicable, check that an exemption for alternate display is approved, if identification plate for NAA-registered aircraft is present, and if other identification markings on fuselage are in accordance with local (national) rules.
Weighing	Review weighing record to establish accuracy against installed equipment. Weigh the aircraft as required by the relevant Regulation for air operations.
AIRFRAME	
Fuselage paint/gel coat	Inspect external surface and fairings, gel coat, fabric covering or metal skin, and paintwork.
Fuselage structure	Check frames, formers, tubular structure, skin, and attachments. Inspect for signs of corrosion on tubular framework.
Nose fairing	Inspect for evidence of impact with ground or objects.
Release hook(s)	Inspect nose and centre of gravity, release hooks and controls. Check operational life. Carry out operational test. If more than one release hook or control is fitted, check operation of all release hooks from all positions.
Pitot/ventilator	Check alignment of probe, check operation of ventilator.
Pitot-static system	Inspect pitot probes, static ports, and all tubing (as accessible) for security, damage, cleanliness, and condition. Drain any water from condensate drains.
Bonding/vents drains	Check all bonding leads and straps. Check that all vents and drains are clear from debris.
CABIN AND COCKPIT	
Cleanliness/loose articles	Check under cockpit floor/seat pan and in rear fuselage for debris and foreign items.
Canopy, locks and jettison	Inspect canopy, canopy frame and transparencies for cracks, unacceptable distortion, and discolouration. Check operation of all locks and catches. Carry out an operational test of the canopy jettison system from all positions.
Seat/cockpit floor	Inspect seat(s). Check that all loose cushions are correctly installed and, as appropriate, that energy-absorbing foam cushions are fitted correctly. Ensure that all seat adjusters fit and lock correctly.
Harness(es)	Inspect all harnesses for condition, and wear of all fastenings, webbing, and fittings. Check operation of release and adjustments.
Rudder pedal assemblies	Inspect rudder pedal assemblies and adjusters. Inspect cables for wear and damage.
Instrument panel assemblies	Inspect instrument panel and all instruments/equipment. Check if instrument readings are consistent with ambient conditions. Check marking of all switches, circuit breakers, and fuses. Check operation of all installed equipment, as possible in accordance with the manufacturer's instructions. Check markings of instruments in accordance with the aircraft flight manual (AFM).

ELA2 sailplanes and ELA2 powered sailplanes	
System/component/area	Task and inspection detail
Oxygen system	Inspect oxygen system. Check bottle hydrostatic-test date expiry in accordance with the manufacturer's recommendations. Ensure that oxygen installation is recorded on weight and centre-of-gravity schedule. CAUTION: OBSERVE ALL SAFETY PRECAUTIONS.
Colour-coding of controls	Ensure that controls are colour-coded in accordance with the AFM and in good condition.
Placards	Check that the placards are correct and legible, and accurately reflect the status of the aircraft in accordance with the AFM.
LANDING GEAR	
Front skid/nose wheel and mounts	Inspect for evidence of hard/heavy landings. Check skid wear. Inspect wheel, tyre, and wheel box. Check tyre pressure.
Main wheel and brake assembly	Check for integrity of hydraulic seals and leaks in pipework. Check life of hydraulic hoses and components, if specified by the manufacturer. Remove brake drums, check brake lining wear. Check disk/drum wear. Refit drum. Check brake adjustment. CAUTION: BRAKE DUST MAY CONTAIN ASBESTOS. Check operation of brake. Check level of brake fluid and replenish, if necessary. Check tyre pressure. CAUTION: CHECK TYPE OF BRAKE FLUID USED AND OBSERVE SAFETY PRECAUTIONS.
Undercarriage suspension	Check springs, bungees, shock absorbers, and attachments. Check for signs of damage. Service strut, if applicable.
Undercarriage retract system and doors	Check retraction mechanism and controls, warning system if fitted, gas struts, doors and linkages/springs, over-centre/locking device. Perform retraction test.
Tail skid/wheel	Inspect for evidence of hard/heavy landings. Check skid wear. Inspect wheel, tyre, and wheel box. Check bond of bonded skids. Check tyre pressure.
Wheel brake control circuit	Inspect wheel brake control rods/cables. If combined with air brake, ensure correct rigging relationship. Check parking-brake operation, if fitted.
WING AND CENTRE SECTION	
Centre section	Inspect wing centre section including fairings for security, damage, and condition.
Wing attachments	Inspect the structural attachments of the wing. Check for damage, wear, and security. Check for rigging damage. Check condition of wing attachment pins and wing main bolts.
Winglet/wing extensions	Inspect the structural attachments of winglet and wing attachments. Check for damage, wear, and security.
Aileron control circuit/stops	Inspect aileron control rods/cables. Check that control stops are secure and make contact. Inspect connecting control devices for security, damage, free play and secure mounting.
Air brake control circuit	Inspect air brake control rods/cables. Check friction/locking device (if fitted). Inspect connecting control devices for security, damage, free play and secure mounting. Inspect air brake locking for proper adjustment and positive locking.
Wing struts/wires	Inspect struts for damage and internal corrosion. Re-inhibit struts internally every 3 years or in accordance with the manufacturer's instructions.

ELA2 sailplanes and ELA2 powered sailplanes	
System/component/area	Task and inspection detail
Wings including underside registration markings	Check mainplane structure externally and internally, as far as possible. Check gel coat, fabric covering, or metal skin.
Ailerons and controls	Inspect aileron and flaperon assemblies, hinges, control connections, springs/bungees, tapes, and seals. Ensure that seals do not impair the full range of movement.
Air brakes/spoilers	Inspect air brake/spoiler panel(s) operating rods, closure springs, and friction devices, as fitted.
Flaps	Check flap system and control. Inspect connecting control devices.
Control deflections and free play, and record them on worksheets	Check and record range of movements and cable tensions, if specified, and check free play.
EMPENNAGE	
Tailplane and elevator	With tailplane de-rigged, check tailplane and attachments, self-connecting and manual control connections. Check gel coat, fabric covering, or metal skin.
Rudder	Check rudder assembly, hinges, attachments, balance weights.
Rudder control circuit/stops	Inspect rudder control rods/cables. Check that control stops are secure and make contact. Pay particular attention to wear and security of liners and cables in 'S' tubes.
Elevator control circuit/stops	Inspect elevator control rods/cables. Check that control stops are secure and make contact. Inspect self-connecting control devices.
Trimmer control circuit	Inspect trimmer control rods/cables. Check friction/locking device. Inspect trim indication for proper adjustment and function.
Control deflections and free play, and record them on worksheets	Check and record range of movements and cable tensions, if specified, and check free play.
AVIONICS AND ELECTRICS	
Electrical installation/fuses	Check all electrical wiring for condition. Check for signs of overheating and poor connections. Check fuses/trips for condition and correct rating.
Battery security and corrosion	Check battery mounting for security and operation of clamp. Check for evidence of electrolyte spillage and corrosion. Check that battery has correct main fuse fitted. It is recommended to carry out battery capacity test on gliders equipped with radio, used for cross-country, controlled airspace, or competition flying.
Radio installations and placards	Check radio installation, microphones, speakers and intercom, if fitted. Check that a call sign placard is installed. Carry out ground function test. Record radio type fitted.
Air speed indicator	Carry out a pitot static leak check and functional check of the airspeed indicator. In case of indications of malfunctions, carry out an airspeed indicator calibration check.
Altimeter datum	Check barometric subscale by altimeter QNH reading.
Pitot-static system	Perform pitot static leak check, inspect hoses for condition, operational check.
Transponder	Perform operational check.
MISCELLANEOUS	
Removable ballast	Check removable ballast mountings and securing devices (including fin ballast, if applicable) for condition. Check that ballast weights are painted with

ELA2 sailplanes and ELA2 powered sailplanes	
System/component/area	Task and inspection detail
	conspicuous colour. Check that provision for the ballast is made on the loading placard.
Drag chute and controls	Inspect chute, packing and release mechanism. Check packing intervals.
Water ballast system	Check water ballast system, wing and tail tanks, as fitted. Check filling points, level indicators, vents, dump and frost drains for operation and leakage. If loose bladders are used, check for leakage and expiry date, as applicable.
POWER PLANT (when applicable)	
NOTE: In the case of sailplanes with electrical or jet engines, follow the maintenance instructions and recommendations of the DAH.	
Engine pylons and mountings	Inspect engine and pylon installation. Check engine compartment and fire sealing.
Gas strut	Check gas strut.
Pylon/engine stops	Check limit stops on retractable pylons. Check restraint cables.
Electric actuator	Inspect electric actuator, motor, spindle drive, and mountings.
Electrical wiring	Inspect all electrical wiring. Pay special attention to wiring that is subject to bending during extension and retraction of engine/pylon.
Limit switches	Check operation of all limit switches and strike plates. Make sure that they are not damaged by impact.
Fuel tank(s)	Check fuel tank mountings and tank integrity. Check fuel quantity indication system, if fitted.
Fuel pipes and vents	Check all fuel pipes, especially those subject to bending during extension and retraction of engine/pylon. Check that vents are clear. Make sure that overboard drains do not drain into engine compartment. Check self-sealing.
Fuel cock or shut-off valve	Check operation of fuel cock or shut-off valve and indications.
Fuel pumps and filters	Clean or replace filters, as recommended by manufacturer. Check operation of fuel pumps for engine supply or tank replenishment. Check fuel pump controls and indications.
Decompression valve	Inspect decompression valve and operating control.
Ignition	Inspect ignition system including spark plugs, distributor and cables for condition and damage. Inspect low-tension and high-tension wiring, connectors, spark plug caps. Check magneto-to-engine timing.
Propeller	Inspect propeller, hub, folding mechanism, brake, pitch change mechanism, stow sensors. Inspect propeller control for function and condition.
Doors	Check engine compartment doors, operating cables, rods, and cams.
Safety springs	Check all safety and counterbalance springs.
Extension and retraction	Check that extension and retraction operation times are within the limits specified by the manufacturer. Check light indications and interlocks for correct operation.
Exhaust	Inspect exhaust system, silencer, shock mounts, and links.
Engine installation	Inspect engine and all accessories. Carry out compression test and record results (for piston engines). Compression test results: No 1 (left/front); and No 2 (right/rear).
Lubrication	Change engine oil and filter. Replenish oil and additive tanks.

ELA2 sailplanes and ELA2 powered sailplanes	
System/component/area	Task and inspection detail
Engine instruments	Inspect all engine instruments and controls. Check control unit, mounts, bonding and connections. Carry out internal self-test, if fitted.
Engine battery	If separate from airframe battery, inspect battery and mountings. If main fuse is fitted, check rating and condition.
Engine battery capacity test	Carry out capacity test. Refer to appropriate manual or guidance.
Placards	Check that all placards are in accordance with the AFM and legible.
Oil and fuel leaks	With the engine fully serviced, check the fuel and oil system for leaks.

MIP for ELA2 hot-air balloons

To be performed at every 100-h/annual interval, whichever comes first.

A tolerance of 1 month or 10 h may be applied. The next interval shall be calculated from the time the inspection takes place.

Note 1: Use the manufacturer’s maintenance manual to accomplish each task/inspection.

Note 2: Proper operation of backup or secondary systems and components should be carried out wherever a check for improper installation/operation is performed.

(a) Envelope

System/component/area	Task and inspection detail
Identification (type/serial number/registration plate)	Check for presence.
Crown ring	Inspect for damage/corrosion.
Crown line	Inspect for damage, wear, security of attachment. Check correct length.
Vertical-/horizontal-load tapes	Inspect joints with the crown ring, top of the envelope and wires. Inspect that all load tapes are undamaged along their entire length. Inspect base horizontal tape and edge of the envelope top. Inspect joint between base horizontal-load tape and vertical-load tapes.
Envelope fabric	Inspect the envelope fabric panels (including parachute and rotation vents, if fitted) for damage, porosity overheating or weakness. Unrepaired damage is within tolerance provided for by the manufacturer. If substantial fabric porosity is suspected, a flight test should be performed, but only after a grab test has demonstrated that the balloon is safe to fly. Perform grab test in accordance with the manufacturer’s instructions.
Flying cables	Inspect for damage (particularly heat damage).
Karabiners	Inspect for damage/corrosion. Operational check of karabiner lock.
Melting link and ‘tempilabel’	Check and record maximum temperature indication (flag/tempilabel).
Control lines and attachments	Inspect for damage wear, security of knots. Check proper length. Check lines attachments for damage, wear, security.
Envelope pulleys/guide rings	Inspect for damage, wear, free running, contamination, security of attachment.

(b) Burner

System/component/area	Task and inspection detail
Identification (type/serial number)	Check for presence and verify type/serial number installed.
Burner frame	Inspect welds for cracking.
	Inspect tubes for distortion/deformation/cuts/gouges.
	Inspect frame for security of fasteners (heat shields, flexi-corners).
	Inspect frame lugs for wear and cracking.
	Inspect general condition (corrosion, heat shields).
Gimballing	Operational check of stiffness and security of fasteners.
Leak check	Perform leak check of the burner.
Fuel hoses including manifolds	Inspect all hoses for wear, damage, leakage and service life limitations. Inspect O-ring seals, lubricate/replace as required.
Pressure gauges	Check that the pressure gauge reads correctly, and that lens is present.
Pilot valves/flame	Check shut-off, free movement, correct function, and lubricate if necessary.
Whisper valves/flame	Check shut-off, free movement, correct function, and lubricate if necessary.
Main valves/flame	Check shut-off, free movement, correct function, and lubricate if necessary.
Coils	Check for damage, distortion, security of fasteners. Inspect welds for cracking.
	Check security of jets. Tighten or replace, as necessary.

(c) Basket

System/component/area	Task and inspection detail
Identification (type/serial number)	Check for presence.
Basket walls	Check the general condition of the basket walls. Inspect weave for damage, cracks/holes. Check for no sharp objects inside the basket.
Basket wires	Inspect for damage, check swaging and eye rings (thimbles).
Karabiners	Inspect for damage/corrosion. Operational check of karabiner lock.
Basket floor	Inspect for damage and cracks.
Runners	Inspect for damage, security of attachment.
Rawhide	Inspect for damage, wear and attachments to the floor.
Rope handles	Inspect for damage, security of attachment.
Cylinder straps	Inspect for damage, deterioration, approved type fitted.
Padded basket edge trim	Inspect for damage and wear.
Burner support rods	Inspect for damage, wear and cracking.
Padded burner support rod covers	Inspect for damage and wear.
Basket equipment	Check presence and functionality.
Pilot restraint and anchor	Inspect for security and condition.
Fire extinguisher	Check expiration date and protection cover.
First aid kit	Check for completeness and expiration date.

(d) Fuel cylinders

System/component/area	Task and inspection detail
Identification (type/serial number)	Check for presence.
Cylinder	Check if periodic inspections for each cylinder are valid (date) (e.g. 10 years' inspection).
Cylinder body	Inspect for damage, corrosion.
Liquid valve	Inspect for damage, corrosion, correct operation. Inspect O-ring seals, lubricate/replace as required.
Fixed liquid Level gauge	Inspect for damage, corrosion, correct operation.
Contents Gauge	Inspect for damage, corrosion, freedom of movement.
Vapour valve	Inspect for damage, corrosion, correct operation (including regulator). Check quick-release coupling for correct operation, sealing.
Padded cover	Inspect for damage. Check for correct thickness.
Pressure relief valve	Inspect for contamination, corrosion. Check service life limit.
Assembly	Inspect, and test for leaks all pressure-holding joints using leak detector. Perform functional test

(e) Additional equipment

System/component/area	Task and inspection detail
Instruments	Perform functional check.
Quick release	Perform functional check and inspect the condition of the latch, bridle and ropes for wear and deterioration. Check that the karabiners are undamaged and operate correctly.
Communication/navigation equipment (radio)	Perform operational check.
Transponder	Perform operational check.

GM1 ML.A.302(d)(2) Aircraft maintenance programme

ED Decision 2020/002/R

OPERATIONAL TEST AND FUNCTIONAL TEST

An operational test (or operational check) is a task used to determine that an item is operating normally. It does not require quantitative tolerances.

A functional test (or functional check) is a quantitative check to determine if one or more functions of an item performs within the limits specified in the appropriate maintenance data. The measured parameter should be recorded.

GM1 ML.A.302(d)(2)(d) Aircraft maintenance programme

ED Decision 2020/002/R

OPERATIONAL TEST OF TRANSPONDER

A transponder test that is carried out in accordance with EASA SIB 2011-15 or US Title 14 CFR Part 43 Appendix F is considered to include the MIP task described in [ML.A.302\(d\)\(2\)\(d\)](#).

ML.A.303 Airworthiness directives

Regulation (EU) 2019/1383

Any applicable AD must be carried out within the requirements of that AD unless otherwise specified by the Agency.

ML.A.304 Data for modifications and repairs

Regulation (EU) 2022/1360

A person or organisation repairing an aircraft or a component shall assess any damage. Modifications and repairs shall be carried out using the applicable data, that is, as appropriate:

- (a) approved by the Agency;
- (b) approved by a design organisation complying with Annex I (Part 21) to Regulation (EU) No 748/2012;
- (c) contained in the requirements referred to in point 21.A.90B or point 21.A.431B of Annex I (Part 21) to Regulation (EU) No 748/2012;
- (d) contained in the requirements referred to in point 21L.A.62, 21L.A.102, 21L.A.202 or 21L.A.222 of Annex Ib (Part 21 Light) to Regulation (EU) No 748/2012;
- (e) declared by a declarant complying with Annex Ib (Part 21 Light) to Regulation (EU) No 748/2012.

ML.A.305 Aircraft continuing-airworthiness record system

Regulation (EU) 2019/1383

- (a) At the completion of any maintenance, the certificate of release to service (CRS) required by point [ML.A.801](#) shall be entered in the aircraft continuing airworthiness record system. Each entry shall be made as soon as possible but not later than 30 days after the day of the completion of the maintenance task.
- (b) The aircraft continuing airworthiness records shall consist of an aircraft logbook, engine logbook(s) or engine module log cards, propeller logbook(s) and log cards, for any service-life-limited component, as appropriate.
- (c) The aircraft type and registration mark, the date together with the total flight time and flight cycles and landings, shall be entered in the aircraft logbooks.
- (d) The aircraft continuing airworthiness records shall contain:
 - (1) the current status of ADs and measures mandated by the competent authority in immediate reaction to a safety problem;
 - (2) the current status of modifications, repairs and other DAH maintenance recommendations;
 - (3) the current status of compliance with the AMP;
 - (4) the current status of service-life-limited components;
 - (5) the current mass and balance report;
 - (6) the current list of deferred maintenance.
- (e) In addition to the authorised release document, EASA Form 1, as set out in Appendix II of Annex I (Part-M), or equivalent, the following information relevant to any component installed, such as engine, propeller, engine module or service-life-limited component, shall be entered in

the appropriate engine or propeller logbook, engine module or service-life-limited component log card:

- (1) the identification of the component;
 - (2) the type, serial number and registration, as appropriate, of the aircraft, engine, propeller, engine module or service-life-limited component to which the particular component has been fitted, along with the reference to the installation and removal of the component;
 - (3) the date together with the component's accumulated total flight time, flight cycles, landings and calendar time, as relevant to the particular component;
 - (4) the current information referred to in point (d), applicable to the component.
- (f) The person or organisation responsible for the management of continuing airworthiness and tasks pursuant to point [ML.A.201](#), shall control the records as detailed in point [ML.A.305](#) and present the records to the competent authority upon request.
- (g) All entries made in the aircraft continuing airworthiness records shall be clear and accurate. When it is necessary to correct an entry, the correction shall be made in a manner that clearly shows the original entry.
- (h) An owner shall ensure that a system has been established to keep the following records for the periods specified:
- (1) all detailed maintenance records in respect of the aircraft and any service-life-limited component fitted thereto, until such time as the information contained therein is superseded by new information equivalent in scope and detail but no less than 36 months after the aircraft or component has been released to service;
 - (2) the total time in service, this is to say hours, calendar time, cycles and landings, of the aircraft and all service-life-limited components, for at least 12 months after the aircraft or component has been permanently withdrawn from service;
 - (3) the time in service, this is to say hours, calendar time, cycles and landings, as appropriate, since the last scheduled maintenance of the component subjected to a service life limit, at least until the component scheduled maintenance has been superseded by another scheduled maintenance of equivalent work scope and detail;
 - (4) the current status of compliance with the AMP at least until the scheduled maintenance of the aircraft or component has been superseded by another scheduled maintenance of equivalent work scope and detail;
 - (5) the current status of ADs applicable to the aircraft and components, at least 12 months after the aircraft or component has been permanently withdrawn from service;
 - (6) details of current modifications and repairs to the aircraft, engine(s), propeller(s) and any other component vital to flight safety, at least 12 months after they have been permanently withdrawn from service.

AMC1 ML.A.305 Aircraft continuing-airworthiness record system

ED Decision 2020/002/R

- (a) Any other forms different from a logbook/log card of keeping the below information could be acceptable. For example, that could be in paper form, a spreadsheet or an IT system.
- (b) A log card and status for components other than propeller and engines could be combined in a single document.

- (c) If the AD is generally applicable to the aircraft or component type but is not applicable to the particular aircraft, engine, propeller or component, then this should be identified as well as the reason why it is not applicable. There is no need to list those ADs that are superseded or cancelled.
- (d) The current status of ADs should be sufficiently detailed to identify the complied AD and/or the due limit.
- (e) If the IT system is the only record-keeping system, it should have at least one backup system, which should be regularly updated. Each terminal should contain programme safeguards against the probability of unauthorised personnel altering the database.

ML.A.307 Transfer of aircraft continuing-airworthiness records

Regulation (EU) 2019/1383

- (a) When an aircraft is permanently transferred from one owner to another, the transferring owner shall ensure that the continuing airworthiness records referred to in point [ML.A.305](#) are also transferred.
- (b) When the owner contracts the continuing airworthiness management tasks to a CAMO or CAO the owner shall ensure that the continuing airworthiness records referred to in point [ML.A.305](#) are transferred to the contracted organisation.
- (c) The time periods for the retention of records set out in point (h) of point [ML.A.305](#) shall continue to apply to the new owner, CAMO or CAO.

SUBPART D — MAINTENANCE STANDARDS

ML.A.401 Maintenance data

Regulation (EU) 2022/1360

- (a) The person or organisation maintaining an aircraft shall only use applicable maintenance data during the performance of maintenance.
- (b) For the purposes of this Annex, “applicable maintenance data” means any of the following:
 - 1. any applicable requirement, procedure, standard or information issued by the competent authority or the Agency;
 - 2. any applicable AD;
 - 3. the applicable ICA and other maintenance instructions, issued by the type-certificate holder, supplemental type-certificate holder, declarant of a declaration of design compliance and any other organisation that publishes such data in accordance with Annex I (Part 21) or, as applicable, Annex Ib (Part 21 Light) to Regulation (EU) No 748/2012;
 - 4. for components approved for installation by the design approval holder or the declarant of a declaration of design compliance, the applicable maintenance instructions published by the component manufacturers and acceptable to the design approval holder or the declarant of a declaration of design compliance;
 - 5. any applicable data issued in accordance with point [145.A.45\(d\)](#).

GM1 ML.A.401(b) Maintenance data

ED Decision 2021/009/R

Similar provisions to those in [GM1 M.A.401\(b\)\(3\) and \(b\)\(4\)](#) and [GM1 M.A.401\(b\)\(4\)](#) apply.

ML.A.402 Performance of maintenance

Regulation (EU) 2019/1383

- (a) Maintenance performed by approved maintenance organisations shall be in accordance with Subpart F of Annex I (Part-M), Annex II (Part-145) or Annex Vd (Part-CAO), as applicable.
- (b) For maintenance not performed in accordance with point (a), the person performing maintenance shall:
 - (1) be qualified for the tasks performed, as required by this Annex;
 - (2) ensure that the area in which maintenance is carried out is well organised and clean with no dirt or contamination;
 - (3) use the methods, techniques, standards and instructions specified in the maintenance data referred to in point [ML.A.401](#);
 - (4) use the tools, equipment and material specified in the maintenance data referred to in point [ML.A.401](#). If necessary, tools and equipment shall be controlled and calibrated to an officially recognised standard;
 - (5) ensure that maintenance is performed within any environmental limitations specified in the maintenance data referred to in point [ML.A.401](#);

- (6) ensure that proper facilities are used in case of inclement weather or lengthy maintenance;
- (7) ensure that the risk of multiple errors during maintenance and the risk of errors being repeated in identical maintenance tasks are minimised;
- (8) ensure that an error-capturing method is implemented after the performance of any critical maintenance task;
- (9) perform a general verification after completion of maintenance to ensure that the aircraft or component is clear of all tools, equipment and any extraneous parts and material, and that all access panels removed have been refitted;
- (10) ensure that all maintenance performed is properly recorded and documented.

AMC1 ML.A.402 Performance of maintenance

ED Decision 2020/002/R

- (a) Examples of acceptable methods to record and document the maintenance performed are the following:
 - a copy of the 100-h/annual inspection checklist with ticks and signature; and
 - a copy of the release to service indicating the tasks performed.
- (b) Airborne contamination (e.g. dust, precipitation, paint particles, filings) should be kept to a minimum to ensure aircraft/components surfaces are not contaminated. If this is not possible, all susceptible systems should be sealed until acceptable conditions are re-established.

AMC1 ML.A.402(b)(7) Performance of maintenance

ED Decision 2020/002/R

To minimise the risk of errors and to prevent omissions, the person performing maintenance should ensure that:

- (a) every maintenance task is signed off only after completion;
- (b) the grouping of tasks for the purpose of sign-off allows critical steps to be clearly identified; and
- (c) any work performed by personnel under supervision (i.e. temporary staff, trainees) is checked and signed off by an authorised person.

AMC1 ML.A.402(b)(8) Performance of maintenance

ED Decision 2020/002/R

CRITICAL MAINTENANCE TASKS

The following maintenance tasks should primarily be reviewed to assess their impact on safety:

- (a) tasks that may affect the control of the aircraft's flight path and attitude, such as the installation, rigging and adjustments of flight controls;
- (b) tasks that may affect aircraft stability control systems (autopilots, fuel transfer);
- (c) tasks that may affect the propulsive force of the aircraft, including the installation of aircraft engines, propellers and rotors; and
- (d) the overhaul, calibration or rigging of engines, propellers, transmissions and gearboxes.

AMC2 ML.A.402(b)(8) Performance of maintenance

ED Decision 2020/002/R

ERROR-CAPTURING METHODS

Re-inspection, when only one person is available to carry out the task, or independent inspection, are possible error-capturing methods.

ML.A.403 Aircraft defects

Regulation (EU) 2019/1383

- (a) Any aircraft defect that seriously endangers the flight safety shall be rectified before further flight.
- (b) The following persons may decide that a defect does not seriously endanger flight safety, and may defer it accordingly:
 - (1) the pilot in respect of defects affecting non-required aircraft equipment;
 - (2) the pilot, when using the minimum equipment list, in respect of defects affecting required aircraft equipment — otherwise, these defects may only be deferred by authorised certifying staff;
 - (3) the pilot in respect of defects other than those referred to in points (b)(1) and (b)(2) if all the following conditions are met:
 - (i) the aircraft is operated under Annex VII to Regulation (EU) No 965/2012 (Part-NCO) or, in the case of balloons or sailplanes, not operated under Subpart-ADD of Annex II (Part-BOP) to Regulation (EU) 2018/395 or not following Subpart DEC of Annex II (Part-SAO) to Regulation (EU) 2018/1976;
 - (ii) the pilot defers the defect with the agreement of the aircraft owner or, if applicable, of the contracted CAMO or CAO;
 - (4) the appropriately qualified certifying staff in respect of other defects than those referred to in points (b)(1) and (b)(2), where the conditions referred to in point 3(i) and (ii) are not met.
- (c) Any aircraft defect that does not seriously hazard flight safety shall be rectified as soon as practicable from the date on which the defect was first identified and within the limits specified in the maintenance data.
- (d) Any defect not rectified before flight shall be recorded in the aircraft continuing airworthiness record system referred to in point [ML.A.305](#) and a record shall be available to the pilot.

AMC1 ML.A.403 Aircraft defects

ED Decision 2020/002/R

Aircraft equipment should be declared to be defective if the pilot observed a malfunction during the flight, or if considered as faulty after inspection/test referred to in the maintenance data. This does not prevent the pilot from recording observations and comments on the performance of the aircraft equipment where this is not considered to constitute a defect.

GM1 ML.A.403 Aircraft defects

ED Decision 2020/002/R

If appropriate certifying staff is readily available for consultation, the pilot should consider consultation with them before deferring any defect.

For balloons not operated under Subpart-ADD, sailplanes not operated under Subpart-DEC, or other aircraft operated under Part-NCO, the pilot may defer required equipment, regardless of whether or not a CAMO or CAO is contracted. However, if doing so, he or she has the obligation to receive the agreement of the owner, or the contracted CAMO or CAO.

The term 'required' refers to equipment that is required by the applicable airworthiness code (certification specification) or required by the relevant regulations for air operations or the applicable rules of the air or as required by air traffic management (e.g. a transponder in certain controlled airspace).

AMC1 ML.A.403(d) Aircraft defects

ED Decision 2020/002/R

All deferred defects should be made known to the pilot/flight crew, whenever possible, prior to their arrival at the aircraft.

Deferred defects should be listed on the current list of deferred maintenance ([ML.A.305\(d\)\(6\)](#)) and rectified at the next appropriate maintenance event and within the limit specified in the maintenance data. Any deferred defect that is not rectified during the next maintenance event, should be re-entered on the list of deferred maintenance and the original date of the defect should be retained.

SUBPART E — COMPONENTS

ML.A.501 Classification and installation

Regulation (EU) 2022/1360

- (a) Unless otherwise specified in Subpart F of Annex I (Part-M), in Annex II (Part-145), in Annex Vd (Part-CAO) to this Regulation or in point 21.A.307 of Annex I (Part 21) or in point 21L.A.193 of Annex Ib (Part 21 Light) to Regulation (EU) No 748/2012, a component may be fitted only if all of the following conditions are met:
- (i) it is in a satisfactory condition;
 - (ii) it has been appropriately released to service using an EASA Form 1 as set out in Appendix II to Annex I (Part-M), or equivalent;
 - (iii) it has been marked in accordance with Subpart Q of Annex I (Part 21) or Subpart Q of Section A of Annex Ib (Part 21 Light) to Regulation (EU) No 748/2012.
- (b) Prior to the installation of a component on an aircraft, the person or approved maintenance organisation shall ensure that the particular component is eligible to be fitted if different modifications or AD configurations are applicable.
- (c) Standard parts shall only be fitted to an aircraft or component when the maintenance data specifies those particular standard parts. Standard parts shall only be fitted when accompanied by evidence of conformity to the applicable standard and has appropriate traceability.
- (d) Raw or consumable material shall only be used on an aircraft or component provided that:
- (i) the aircraft or component manufacturer allows for the use of raw or consumable material in relevant maintenance data or as specified in Subpart F of Annex I (Part-M), Annex II (Part-145) or Annex Vd (Part-CAO).
 - (ii) such material meets the required material specification and has appropriate traceability.
 - (iii) such material is accompanied by documentation clearly relating to the particular material and containing a conformity-to-specification statement as well as the manufacturing and supplier source.
- (e) In case of balloons, where different combinations of baskets, burners and fuel cylinders are possible for a particular envelope, the person installing them shall ensure that:
- (1) the basket, burner and/or fuel cylinders are eligible for installation according to the TCDS or other documents referred to in the TCDS;
 - (2) the basket, burner and/or fuel cylinders are in serviceable condition and have the appropriate maintenance records.

GM1 ML.A.501(a) Classification and installation

ED Decision 2023/013/R

Point 21.A.307(b) of Annex I (Part 21) and point 21L.A.193(b) of Annex Ib (Part 21 Light) to Regulation (EU) No 748/2012 specify new components that do not need an EASA Form 1 or equivalent to be eligible for installation. Point 21.A.307(c) of Annex I (Part 21) and point 21L.A.193(c) of Annex Ib (Part 21 Light) to Regulation (EU) No 748/2012 specify the conditions for the document accompanying the component.

AMC1 ML.A.501(a)(ii) Classification and installation

ED Decision 2021/009/R

EASA FORM 1 OR EQUIVALENT

A document equivalent to an EASA Form 1 may be:

- (a) a release document issued by an organisation under the terms of a bilateral agreement signed by the European Union;
- (b) a release document issued by an organisation approved under the terms of a JAA bilateral agreement until superseded by the corresponding agreement signed by the European Union;
- (c) a JAA Form One issued prior to 28 November 2004 by a JAR 145 organisation approved by a JAA Full Member State;
- (d) in the case of new aircraft components that were released from manufacturing prior to the Part 21 compliance date, a JAA Form One issued by a JAR 21 organisation approved by a JAA Full Member State within the JAA mutual recognition system;
- (e) a JAA Form One issued prior to 28 September 2005 by a production organisation approved by a competent authority in accordance with its national regulations;
- (f) a JAA Form One issued prior to 28 September 2008 by a maintenance organisation approved by a competent authority in accordance with its national regulations;
- (g) a release document acceptable to a competent authority according to the provisions of a bilateral agreement between the competent authority and a third country until superseded by the corresponding agreement signed by the European Union. This provision is valid provided the above agreements between the competent authority and a third country are notified to the European Commission and to the other competent authorities in accordance with Article 68 of Regulation (EU) 2018/1139; and
- (h) a release document issued under the conditions described in Article 4(4) of Regulation (EU) No 1321/2014.
- (i) a 'declaration of maintenance accomplished' issued by the person or organisation that performed the maintenance, as specified in point [ML.A.502\(c\)](#).

AMC1 ML.A.501(e) Classification and installation

ED Decision 2020/002/R

BALLOONS

Baskets, burners and fuel cylinders are components which are often interchanged between different balloons. Furthermore, they are often removed/installed by the pilot-owner (or by other persons when such removal/installation is not considered maintenance because the task is described in the AFM).

As a consequence, an EASA Form 1 does not need to be issued when these components are removed in serviceable condition from a balloon, and can be installed on another balloon as long as the person performing the installation has access to the appropriate maintenance records necessary to establish their serviceable condition. In particular, due attention should be paid to the inspection dates of the various components.

This does not supersede the requirement to release any maintenance performed on such components either on an EASA Form 1 or equivalent or on the balloon maintenance log book, as applicable.

ML.A.502 Component maintenance

Regulation (EU) 2022/1360

(a) Components which are accepted by the owner in accordance with point (b)(2) of point 21.A.307 of Annex I (Part 21) or with point (b)(2) of point 21L.A.193 of Annex Ib (Part 21 Light) to Regulation (EU) No 748/2012 shall be maintained by any person or organisation, subject to reacceptance by the owner under the conditions of point (b)(2) of point 21.A.307 of Annex I (Part 21) or of point (b)(2) of point 21L.A.193 of Annex Ib (Part 21 Light). This maintenance is not eligible for the issuance of an EASA Form 1, as set out in Appendix II to Annex I (Part-M), and shall be subject to the aircraft release requirements.

(b) Components shall be released in accordance with the following table:

	Released using an EASA Form 1 (as set out in Appendix II of Annex I (Part-M))	Released at aircraft level per point ML.A.801 (not possible to issue an EASA Form 1)
Components maintained in accordance with component maintenance data (data issued by the component manufacturer)		
Maintenance other than overhaul	Engine-rated (for engine) or component-rated (for other components) maintenance organisations	(i) Aircraft-rated maintenance organisations; and/or (ii) independent certifying staff
Overhaul of components other than engines and propellers	Component-rated maintenance organisations	Not possible
Overhaul of engines and propellers for CS-VLA, CS-22 and LSA aircraft	Engine-rated (for engine) or component-rated (for propeller) maintenance organisations	(iii) Aircraft-rated maintenance organisations; and/or (iv) independent certifying staff
Overhaul of engines and propellers for other than CS- VLA, CS-22 and LSA aircraft	Engine-rated (for engine) or component-rated (for propeller) maintenance organisations	Not possible
Components maintained in accordance with aircraft maintenance data (data issued by the aircraft manufacturer)		
All components and all types of maintenance	Engine-rated (for engine) or component-rated (for other components) maintenance organisations	– Aircraft-rated maintenance organisations; and/or – independent certifying staff

(c) Components which are referred to in points (b)(3) to (b)(6) of point 21.A.307 of Annex I (Part 21) or in points (b)(3) to (b)(6) of point 21L.A.193 of Annex Ib (Part 21 Light) to Regulation (EU) No 748/2012 may be maintained by any person or organisation. In such case, by way of derogation from point (b), the maintenance of those components shall be released with a “declaration of maintenance accomplished” issued by the person or organisation that performed the maintenance. The “declaration of maintenance accomplished” shall contain at least basic details of the maintenance carried out, the date on which the maintenance was completed, and the identification of the organisation or person that issues it. It shall be considered a maintenance record and equivalent to an EASA Form 1 in respect of the maintained component.

GM1 ML.A.502 Component maintenance

ED Decision 2020/002/R

COMPONENT MAINTENANCE BY INDEPENDENT CERTIFYING STAFF

The cases where the independent certifying staff can release component maintenance are only valid when the independent certifying staff is allowed, according to [ML.A.201](#), to carry out maintenance (refer to [GM1 ML.A.201](#)) and when he or she is competent for such component maintenance.

As an example, in accordance with [ML.A.201\(e\)](#), the independent certifying staff cannot carry out maintenance when the balloon is operated under Subpart-ADD.

GM1 ML.A.502(c) Component maintenance

ED Decision 2021/009/R

A 'declaration of maintenance accomplished' is a certificate prepared in any shape/form by the person or organisation that performed any maintenance on the component covered by the certificate and subject to conditions in [ML.A.502\(c\)](#). This person or organisation does not need an approval to perform maintenance in accordance with Regulation (EU) No 1321/2014. In order for the component to be eligible for installation with a 'declaration of maintenance accomplished', this declaration, together with other records, should allow the determination that the component was first installed as 'new', as a component referred to in [ML.A.502\(c\)](#). Such a component should not be installed in an aircraft if there is information on the certificate which is not readable or not understandable or states that the component is not in a satisfactory condition for operation.

ML.A.503 Service-life-limited components

Regulation (EU) 2019/1383

- (a) The term 'service life-limited components' contains the following components:
 - (1) components subject to a certified life limit after which the components should be retired, and;
 - (2) components subject to a service life limit after which the components shall undergo maintenance to restore their serviceability.
- (b) Installed service-life-limited components shall not exceed the approved service life limit as specified in the AMP and ADs, except as provided for in point [ML.A.504\(c\)](#).
- (c) The approved service life is expressed in calendar time, flight hours, landings or cycles, as appropriate.
- (d) At the end of the approved service life limit, the component must be removed from the aircraft for maintenance, or for disposal in the case of components with a certified life limit.

ML.A.504 Control of unserviceable components

Regulation (EU) 2019/1383

- (a) A component shall be considered unserviceable in any of the following circumstances:
 - (1) expiry of the component's service life limit as defined in the AMP;
 - (2) non-compliance with the applicable ADs and other continued-airworthiness requirement mandated by the Agency;

-
- (3) absence of the necessary information to determine the airworthiness status of the component or its eligibility for installation;
 - (4) evidence of component defects or malfunctions;
 - (5) component involvement in an incident or accident likely to affect its serviceability.
- (b) Unserviceable components shall be identified as one of the following:
- (1) unserviceable and stored in a secure location under the control of an approved maintenance organisation or independent certifying staff until a decision is made on the future status of such components;
 - (2) unserviceable by the person or organisation that declared the component unserviceable, and its custody shall be transferred to the aircraft owner after documenting such transfer in aircraft maintenance record system referred to in point [ML.A.305](#).
- (c) Components which have reached their certified life limit or contain a non-repairable defect or malfunction shall be classified as unsalvageable and shall not be permitted to re-enter the component supply system unless certified life limits have been extended or a repair solution has been approved in accordance with point [ML.A.304](#).
- (d) Any person or organisation responsible pursuant to point [ML.A.201](#) shall in the case of an unsalvageable component, as provided for in point (c), take one of the following actions:
- (1) retain such component in a location referred to in point (b)(1);
 - (2) arrange for the component to be mutilated in a manner that ensures that it is beyond economic salvage or repair before relinquishing responsibility for such a component.
- (e) Notwithstanding point (d), a person or organisation responsible pursuant to point [ML.A.201](#) may transfer responsibility of components classified as unsalvageable without mutilation to an organisation for training or research.

SUBPART H — CERTIFICATE OF RELEASE TO SERVICE (CRS)

ML.A.801 Aircraft certificate of release to service

Regulation (EU) 2019/1383

- (a) A CRS shall be issued after the required maintenance has been carried out properly on an aircraft.
- (b) The CRS shall be issued, alternatively by:
- (1) appropriate certifying staff on behalf of the approved maintenance organisation;
 - (2) independent certifying staff;
 - (3) the pilot- owner in compliance with point [ML.A.803](#).
- (c) By derogation from point (b), in the case of unforeseen circumstances, when an aircraft is grounded at a location where no appropriately approved maintenance organisation and no appropriate certifying staff are available, the owner may authorise any person, with no less than 3 years of appropriate maintenance experience and holding the proper qualifications, to maintain the aircraft according to the standards set out in Subpart D of this Annex and release the aircraft. The owner shall in that case:
- (1) obtain and keep in the aircraft records, details of all the work carried out and of the qualifications held by the person issuing the certification;
 - (2) ensure that any such maintenance is rechecked and released in accordance with point (b) of point [ML.A.801](#) at the earliest opportunity and within a period not exceeding 7 days or, in the case of aircraft operated under Annex VII to Regulation (EU) No 965/2012 (Part-NCO) or, in the case of balloons, not operated under Subpart-ADD of Annex II (Part-BOP) to Regulation (EU) 2018/395 or, in the case of sailplanes not following Subpart DEC of Annex II (Part-SAO) to Regulation (EU) 2018/1976, within a period not exceeding 30 days;
 - (3) notify the contracted CAMO or CAO, or the competent authority in the absence of such a contract, within 7 days of the issuance of such authorisation.
- (d) In the case of a release to service in accordance with points (b)(1) or (b)(2), the certifying staff may be assisted in performing the maintenance tasks by one or more persons subject to his direct and continuous control;
- (e) A CRS shall contain at least:
- (1) basic details of the maintenance carried out;
 - (2) the date on which the maintenance was completed;
 - (3) the identity of the organisation or person issuing the release to service, including, alternatively:
 - (i) the approval reference of the maintenance organisation and certifying staff issuing the CRS;
 - (ii) in the case of point (b)(2), the identity and, if applicable, the licence number of the independent certifying staff issuing the CRS;
 - (4) the limitations to airworthiness or operations, if any.
- (f) By derogation from point (a) and notwithstanding point (g), when the required maintenance cannot be completed, a CRS may be issued within the approved aircraft limitations. In that case,

the CRS shall indicate that the maintenance could not be completed, as well as indicate any applicable airworthiness or operations limitations, as part of the information required in point (e)(4).

- (g) A CRS shall not be issued in the case of any known non-compliance with the requirements of this Annex which endangers flight safety.

AMC1 ML.A.801 Aircraft certificate of release to service

ED Decision 2023/013/R

AIRCRAFT CERTIFICATE OF RELEASE TO SERVICE (CRS) AFTER EMBODIMENT OF A STANDARD CHANGE OR A STANDARD REPAIR (SC/SR)

1. Release to service and eligible persons

Only natural or legal persons entitled to release to service an aircraft after maintenance (see [ML.A.801\(b\)](#)) are considered as an eligible installer responsible for the embodiment of a SC/SR when in compliance with applicable requirements.

Since the design of the SC/SR does not require specific approval, the natural or legal person releasing the embodiment of the change or repair takes the responsibility that the applicable certification specifications within CS-STAN are fulfilled while being in compliance with Part-ML/Part-M Subpart F/Part-CAO and/or Part-145 and not in conflict with the data issued by the TC holder or the declarant of a declaration of design compliance. This includes responsibility in respect of an adequate design, the selection/manufacturing of suitable parts and their identification, documenting the change or repair, generation or amendment of aircraft manuals and instructions as needed, embodiment of the change/repair, releasing the aircraft to service and record-keeping.

Depending on its nature, for certain SCs/SRs, CS-STAN might restrict the eligibility for the issuance of the release to service to certain persons (e.g. standard change/repair not suitable for release to service by the pilot-owner).

NOTE: Until 1 October 2020 (ref. entry into force of Commission Regulation (EU) 2018/1142), it is possible to have aircraft maintenance released to service by the holder of an appropriate certifying staff qualification valid in a Member State (national qualification). In this case, the following conditions apply:

- If the holder signs the release to service on behalf of a maintenance organisation, this release is valid regardless of the Member State where the aircraft is registered.
- If the holder signs the release to service as an independent certifying staff, this release is only valid in the Member State responsible for such certifying staff qualification and where the aircraft is registered.

2. Parts and appliances to be installed as part of a SC/SR

The design of the parts and appliances to be used in a SC/SR is considered a part of the change/repair, and, therefore, there is no need of a specific design approval. However, it is possible that for a particular SC, these certification specifications specifically require the use of parts and appliances that meet a technical standard. In this case, when the parts and appliances are required to be authorised as an ETSO article, other articles recognised as equivalent by means of an international safety agreement or grandfathered in accordance with Regulation (EU) No 748/2012 are equally acceptable.

Normally, a SC/SR shall not contain specifically designed parts that should be produced by a production organisation approved in accordance with Part 21 (POA). However, in the case that the change or repair would contain such a part, it should be produced by an approved production organisation (POA holder), and delivered with an EASA Form 1. An arrangement in accordance with 21.A.122(b) is not applicable.

Eligibility for installation of parts and appliances belonging to a SC/SR is subject to compliance with the Part 21, Part 21 Light and Part-ML and maintenance-organisation-related provisions, and the situation varies depending on the aircraft in/on which the SC/SR is to be embodied, and who the installer is. The need for an EASA Form 1 is addressed in Part 21, Part 21 Light and Part-ML, while less restrictive rules may, for instance, apply for ELA1 and ELA2 aircraft parts (e.g. 21.A.307) and sailplane parts (e.g. AMC 21.A.303 of the 'AMC and GM to Part 21') or point 21L.A.193 of Part 21 Light. Furthermore, Part-M Subpart F, Part-CAO and Part-145 contain provisions (i.e. [M.A.603\(c\)](#), [CAO.A.020\(c\)](#) and [145.A.42\(c\)](#)) that allow maintenance organisations to fabricate certain parts to be installed in/on the aircraft as part of their maintenance activities.

3. Identification of parts and appliances

The parts modified or installed during the embodiment of the SC/SR need to be permanently marked in accordance with Part 21 Subpart Q or Part 21 Light Subpart Q.

4. Documenting the SC/SR and declaring compliance with the certification specifications

In accordance with Part-ML, Part-M Subpart F, Part-CAO or Part-145 (e.g. [ML.A.801\(e\)](#), [M.A.612](#), [CAO.A.065](#) and [145.A.50\(b\)](#)), the legal or natural person responsible for the embodiment of a change or a repair should compile details of the work accomplished. In the case of SCs/SRs, this includes, as necessary, based on the complexity, an engineering file containing drawings, a list of the parts and appliances used for the change or repair, supporting analysis and the results of tests performed or any other evidence suitable to show that the design fulfils the applicable certification specifications within CS-STAN together with a statement of compliance and amendments to aircraft manuals, to instructions for continuing airworthiness and to other documents such as aircraft parts list, wiring diagrams, etc. as deemed necessary. The EASA Form 123 is prepared for the purpose of documenting the preparation and embodiment of the SC/SR. The aircraft logbook should contain an entry referring to EASA Form 123; both EASA Form 123 and the release to service required after the embodiment of the SC/SR should be signed by the same person.

EASA Form 123 and all the records listed on it should follow elementary principles of controlled documentation, e.g. contain reference number of documents, issue dates, revision numbers, name of persons preparing/releasing the document, etc.

5. Record-keeping

The legal or natural person responsible (see paragraph 1. above) for the embodiment of the change/repair should keep the records generated with the SC/SR as required by Part-ML, Part-M Subpart F, Part-CAO or Part-145 and CS-STAN.

In addition, ML.A.305 requires that the aircraft owner (or CAMO or CAO, if a contract in accordance with ML.A.201 exists) keeps the status of the changes/repairs embodied in/on the aircraft in order to control the aircraft configuration and manage its continuing airworthiness.

With regard to SCs/SRs, the information provided to the owner, CAMO or CAO may be listed in EASA Form 123 and should include, as required, a copy of any modified aircraft manual and/or instructions for continuing airworthiness. All this information should normally be consulted

when the aircraft undergoes an AR, and, therefore, a clear system to record the embodiment of SCs/SRs, which is also easily traceable, would be of help during subsequent aircraft inspections.

6. Instructions for continuing airworthiness (ICA)

As stipulated in [ML.A.302](#), the aircraft owner, CAMO or CAO needs to assess if the changes in the ICA of the aircraft require the amendment of the AMP.

7. Embodiment of more than one SC

The embodiment of two or more related SCs described in Subpart B of CS-STAN is permitted as a single change (the use of one EASA Form 123 only) as long as adequate references to and records of all SCs embodied are captured. Restrictions and limitations of the two (or more) SCs would apply. It is permitted to issue a single release to service containing adequate traceability of all the SCs embodied.

8. Acceptable form to be used to record the embodiment of SCs/SRs

See EASA Form 123.

EASA Form 123 — Standard Change/Standard Repair (SC/SR) embodiment record

EASA Form 123 — Standard Change/Standard Repair (SC/SR) embodiment record		1. SC/SR number(s):
2. SC/SR title & description:		
3. Applicability:		
4. List of parts (description/Part-No/Qty):		
5. Operational limitations/affected aircraft manuals. Copies of these manuals are provided to the aircraft owner:		
6. Documents used for the development and embodiment of this SC/SR:		
* Copies of the documents marked with an asterisk are provided to the aircraft owner.		
7. Instructions for continuing airworthiness. Copies of these manuals are provided to the aircraft owner:		
8. Other information:		
9a. <input type="checkbox"/> This SC complies with the criteria established in 21.A.90B(a) of Part 21, or in 21L.A.62 or 21L.A.102 of Part 21 Light, and with the relevant paragraphs of CS-STAN.		
9b. <input type="checkbox"/> This SR complies with the criteria established in 21.A.431B(a) of Part 21, or in 21L.A.202 or 21L.A.222 of Part 21 Light, and with the relevant paragraphs of CS-STAN.		
10. Date of SC/SR embodiment:	11. Identification data and signature of the person responsible for the embodiment of the SC/SR:	

12. Signature of the aircraft owner. This signature attests that all relevant documentation has been handed over from the issuer of this form to the aircraft owner, and, therefore, the latter has become aware of any impact or limitations on operations or additional continuing airworthiness requirements which may apply to the aircraft due to the embodiment of the change/repair.	

Form 123 Issue 2Notes:

Original remains with the legal or natural person responsible for the embodiment of the SC/SR.

The aircraft owner should retain a copy of this form.

The aircraft owner should be provided with copies of the documents referenced in boxes 5 and 7 and those in box 6 marked with an asterisk '*'.

The 'relevant paragraphs' in boxes 9a and 9b refer to the applicable paragraphs of 'Subpart A – General' of CS-STAN and those of the SC/SR quoted in box 2.

For box 12, when the aircraft owner has signed a contract in accordance with ML.A.201, it is possible that the CAMO or CAO representative signs box 12 and provides all relevant information to the owner before next flight.

Completion instructions:

Use English or the official language of the State of registry to fill in the form.

1. Identify the SC/SR with a unique number and reference this number in the aircraft logbook.
2. Specify the applicable EASA CS-STAN chapter including revision (e.g. CS-SCxxxxy or CS-SRxxxxy) & title. Provide also a short description.
3. Identify the aircraft (a/c) registration, serial number and type.
4. List the parts' numbers and description for the parts installed. Refer to an auxiliary document if necessary.
5. Identify affected aircraft manuals.
6. Refer to the documentation developed to support the SC/SR and its embodiment, including design data required by CS-STAN: design definition, documents recording the showing of compliance with the certification specifications or any test result, etc. The documents' references should quote their revision/issue.
7. Identify instructions for continuing airworthiness that need to be considered for the aircraft maintenance programme review.
8. To be used as deemed necessary by the installer.
- 9a., 9b., 10. and 12. Self-explanatory.
11. Give full name details and certificate reference (of the natural or legal person) used for issuing the aircraft release to service.

AMC1 ML.A.801(e) Aircraft certificate of release to service

ED Decision 2023/013/R

(a) The aircraft CRS should contain one of the following statements:

- (1) 'certifies that the work specified, except as otherwise specified, was carried out in accordance with Part-ML, and in respect to that work, the aircraft is considered ready for release to service.'; or
- (2) for a pilot-owner:
'certifies that the limited pilot-owner maintenance specified, except as otherwise specified, was carried out in accordance with Part-ML, and in respect to that work, the aircraft is considered ready for release to service.'

- (b) The CRS should relate to the task specified in the instruction issued by the DAH, the declarant of a declaration of design compliance or the operator, or in the AMP which itself may cross-refer to an instruction issued by the DAH/declarant of a declaration of design compliance/operator in a maintenance manual, service bulletin, etc. This should indicate the revision status of the maintenance instruction used.
- (c) The CRS should include the date when the maintenance took place relative to any life or overhaul limitation in terms of date/flying hours/cycles/ landings etc. as appropriate.
- (d) When extensive maintenance has been carried out, it is acceptable for the CRS to summarise the maintenance as long as there is a unique cross reference to the work pack containing full details of the maintenance carried out. Dimensional information should be retained in the work pack record.
- (e) The person issuing the CRS should use his or her normal signature except in the case where a computer release-to-service system is used. In this latter case, the competent authority needs to be satisfied that only this particular person may electronically issue the CRS. One such method of compliance is the use of a magnetic or optical personal card in conjunction with a personal identification number (PIN) known only to the individual, which is keyed into the computer. A certification stamp is optional.
- (f) At the completion of all maintenance, owners, certifying staff, operators and maintenance organisations should ensure they have a clear, concise and legible record of the work performed.
- (g) In the case of an [ML.A.801\(b\)\(2\)](#) CRS, the independent certifying staff should retain all records necessary to prove that all requirements have been met for the issuance of a CRS.

AMC1 ML.A.801(f) Aircraft certificate of release to service

ED Decision 2023/013/R

Certain maintenance data issued by the DAH or the declarant of a declaration of design compliance (e.g. AMM) requires that a maintenance task be performed in flight as a necessary condition to complete the maintenance ordered. Within the aircraft limitations, the person authorised to certify the maintenance per [ML.A.801](#) should release the incomplete maintenance before this flight. [GM1 ML.A.301\(f\)](#) describes the relations with the aircraft operator, which retains the responsibility for the MCF. After performing the flight and any additional maintenance necessary to complete the maintenance ordered, a CRS should be issued in accordance with [ML.A.801](#).

ML.A.802 Component certificate of release to service

Regulation (EU) 2021/700

- (a) Except for the cases covered by point (c) of point ML.A.502, a component CRS shall be issued after the required maintenance work has been properly carried out on an aircraft component in accordance with point [ML.A.502](#).
- (b) The authorised release certificate identified as EASA Form 1, as set out [Appendix II](#) of Annex I (Part-M), constitutes the component CRS, except when such maintenance is released at aircraft level, as indicated in point [ML.A.502\(b\)](#).

ML.A.803 Pilot-owner authorisation

Regulation (EU) 2019/1383

- (a) To qualify as a pilot-owner, the person must:
- (1) hold a valid pilot licence or equivalent licence issued or validated by a Member State for the aircraft type or class rating;
 - (2) own the aircraft, either as a sole or joint owner; that owner must be, alternatively:
 - (i) one of the natural persons on the registration form;
 - (ii) a member of a non-profit recreational legal entity, where the legal entity is specified on the registration document as owner or operator; that member must be directly involved in the decision-making process of the legal entity and designated by that legal entity to carry out Pilot-owner maintenance.
- (b) For aircraft operated under Annex VII (Part-NCO) to Regulation (EU) No 965/2012 or, in the case of balloons, not operated under Subpart-ADD of Annex II (Part-BOP) to Regulation (EU) 2018/395 or, in the case of sailplanes, not following Subpart DEC of Annex II (Part-SAO) to Regulation (EU) 2018/1976, the pilot-owner may issue a CRS after limited Pilot-owner maintenance as provided for in Appendix II to this Annex.
- (c) The CRS shall be entered in the logbooks and contain basic details of the maintenance carried out, the maintenance data used, the date on which that maintenance was completed, as well as the identity, the signature and the pilot licence (or equivalent) number of the pilot-owner issuing such a certificate.

AMC1 ML.A.803 Pilot-owner authorisation

ED Decision 2020/002/R

- (a) A pilot-owner may only issue a CRS for the maintenance he or she has performed (ref. [ML.A.201\(c\)](#), [ML.A.801](#) and [ML.A.803](#)).
- (b) In the case of jointly-owned aircraft, the AMP should list the names of all pilot-owners that are competent and designated to perform pilot-owner maintenance (ref. [ML.A.302\(c\)\(6\)](#)). As an alternative, the AMP may contain a procedure to ensure how such a list should be managed and kept current.
- (c) An equivalent valid pilot-owner licence may be any document attesting a pilot qualification recognised by the Member State.
- (d) Not holding a valid medical examination does not invalidate the pilot licence (or equivalent) required under [ML.A.803\(a\)\(1\)](#) for the purpose of the pilot-owner authorisation.

SUBPART I — AIRWORTHINESS REVIEW CERTIFICATE (ARC)

ML.A.901 Aircraft airworthiness review

Regulation (EU) 2021/700

To ensure the validity of the aircraft airworthiness certificate, an airworthiness review of the aircraft and its continuing airworthiness records shall be carried out periodically.

- (a) An ARC is issued in accordance with Appendix IV ([EASA Form 15c](#)) to this Annex upon completion of a satisfactory airworthiness review. The ARC shall be valid for 1 year;
- (b) The airworthiness review and the issuance of the ARC shall be performed in accordance with point [ML.A.903](#), alternatively by:
 - (1) the competent authority;
 - (2) an appropriately approved CAMO or CAO;
 - (3) the approved maintenance organisation while performing the 100-h/annual inspection contained in the AMP;
 - (4) for aircraft operated under Annex VII (Part-NCO) to Regulation (EU) No 965/2012 or, in the case of balloons, not operated under Subpart-ADD of Annex II (Part-BOP) to Regulation (EU) 2018/395¹ or, in the case of sailplanes, not following Subpart DEC of Annex II (Part-SAO) to Regulation (EU) 2018/1976², the independent certifying staff while performing the 100-h/annual inspection contained in the AMP, when holding:
 - (i) a licence issued in accordance with Annex III (Part-66) rated for the corresponding aircraft or, if Annex III (Part-66) is not applicable to the particular aircraft, a national certifying-staff qualification valid for that aircraft;
 - (ii) an authorisation issued by, alternatively:
 - (A) the competent authority who issued the licence issued in accordance with Annex III (Part-66),
 - (B) if Annex III (Part-66) is not applicable, the competent authority responsible for the national certifying-staff qualification.

Independent certifying staff holding a licence issued in accordance with Annex III (Part-66), may perform airworthiness reviews and issue the ARC for aircraft registered in any Member State. However, independent certifying staff holding a national qualification shall only perform airworthiness reviews and issue the ARC for aircraft registered in the Member State responsible for the national qualification.

ARCs issued by independent certifying staff holding a national qualification shall not benefit from mutual recognition when transferring the aircraft to another Member State.

Whenever circumstances reveal the existence of a potential safety threat, the competent authority shall carry out the airworthiness review and issue the ARC itself.

¹ Commission Regulation (EU) 2018/395 of 13 March 2018 laying down detailed rules for the operation of balloons pursuant to Regulation (EC) No 216/2008 of the European Parliament and of the Council (OJ L 71, 14.3.2018, p. 10).

² Commission Implementing Regulation (EU) 2018/1976 of 14 December 2018 laying down detailed rules for the operation of sailplanes pursuant to Regulation (EU) 2018/1139 of the European Parliament and of the Council (OJ L 326, 20.12.2018, p. 64).

- (c) The validity of an ARC may be extended maximum two consecutive times, for a period of one year each time, by an appropriately approved CAMO or CAO, subject to the following conditions:
- (1) the aircraft has been continuously managed for the previous 12 months by this CAMO or CAO;
 - (2) the aircraft has been maintained for the previous 12 months by approved maintenance organisations; this includes pilot-owner maintenance tasks carried out and released to service either by the pilot-owner or by independent certifying staff;
 - (3) the CAMO or CAO does not have any evidence or reason to believe that the aircraft is not airworthy.
- This extension by the CAMO or CAO is possible regardless of which staff or organisation, as provided for in point (b), initially issued the ARC.
- (d) By derogation from point (c), the extension of the ARC may be anticipated for a maximum period of 30 days, without loss of continuity of the airworthiness review pattern, to ensure the availability of the aircraft in order to place the original ARC on board.
- (e) When the competent authority carries out the airworthiness review and issues the ARC itself, the owner shall provide the competent authority with:
- (1) the documentation required by the competent authority;
 - (2) suitable accommodation at the appropriate location for its personnel;
 - (3) when necessary, the support of appropriate certifying staff.

GM1 ML.A.901 Aircraft airworthiness review

ED Decision 2020/002/R

If a CAMO/CAO holding the AR privilege is contracted by the owner, this organisation does not have the obligation to carry out the AR itself. The owner may select another CAMO or CAO to carry out the AR, or request the maintenance organisation to carry it out and issue the ARC in conjunction with the annual inspection.

Please refer to GM1 ML.A.201 to identify the cases where the owner may also request an independent certifying staff (authorised by the competent authority) to carry out the AR and issue the ARC in conjunction with the annual inspection.

Point ML.A.901(b) gives a list of the different organisations or persons that are allowed to perform an AR; it does not presume that they have the obligation to accept a request to carry out an AR.

ML.A.902 Validity of the airworthiness review certificate

Regulation (EU) 2022/1360

- (a) An ARC becomes invalid if, alternatively:
- (1) it is suspended or revoked;
 - (2) the airworthiness certificate is suspended or revoked;
 - (3) the aircraft is not in the aircraft register of a Member State;
 - (4) the type certificate under which the airworthiness certificate was issued is suspended or revoked.

- (b) An aircraft shall not fly if the ARC is invalid or if any of the following circumstances are present:
- (1) the continuing airworthiness of the aircraft or any component fitted to the aircraft does not meet the requirements of this Annex;
 - (2) the aircraft does not remain in conformity with the type design approved by the Agency;
 - (3) the aircraft has been operated beyond the limitations of the approved flight manual or airworthiness certificate, without appropriate action being taken;
 - (4) the aircraft has been involved in an accident or incident that affects the airworthiness of the aircraft, without subsequent appropriate action to restore airworthiness;
 - (5) a modification or repair to the aircraft or any component fitted to the aircraft is not in compliance with Annex I (Part 21) or, as applicable, Annex Ib (Part 21 Light) to Regulation (EU) No 748/2012.
- (c) Upon surrender or revocation, the ARC shall be returned to the competent authority.

ML.A.903 Airworthiness review process

Regulation (EU) 2022/1360

- (a) To satisfy the requirement for the airworthiness review of an aircraft referred to in point [ML.A.901](#), the airworthiness review staff shall perform a documented review of the aircraft records to verify that:
- (1) airframe, engine and propeller flying hours and associated flight cycles have been properly recorded;
 - (2) the flight manual is applicable to the aircraft configuration and reflects the latest revision status;
 - (3) all the maintenance due on the aircraft according to the AMP has been carried out;
 - (4) all known defects have been corrected or deferred in a controlled manner;
 - (5) all applicable ADs have been applied and properly registered;
 - (6) all modifications and repairs made to the aircraft have been registered and are in compliance with Annex I (Part 21) or, as applicable, Annex Ib (Part 21 Light) to Regulation (EU) No 748/2012;
 - (7) all service-life-limited components installed on the aircraft are properly identified, registered and have not exceeded their approved service life limit;
 - (8) all maintenance has been certified in accordance with this Annex;
 - (9) if required, the current mass-and-balance statement reflects the configuration of the aircraft and is valid;
 - (10) the aircraft complies with the latest revision of its type design approved by the Agency;
 - (11) if required, the aircraft holds a noise certificate corresponding to the current configuration of the aircraft in compliance with Subpart I of Annex I (Part 21) or, as applicable, Subpart I of Section A of Annex Ib (Part 21 Light) to Regulation (EU) No 748/2012.
- (b) The airworthiness review staff referred to in point (a) shall carry out a physical survey of the aircraft. For this survey, airworthiness review staff not appropriately qualified under Annex III (Part-66) shall be assisted by such qualified personnel.

- (c) Through the physical survey of the aircraft, the airworthiness review staff shall ensure that:
- (1) all required markings and placards are properly installed;
 - (2) the aircraft complies with its approved flight manual;
 - (3) the aircraft configuration complies with the approved documentation;
 - (4) no evident defect can be found that has not been addressed according to point [ML.A.403](#);
 - (5) no inconsistencies can be found between the aircraft and the documented review of records as referred to in point (a).
- (d) By derogation from point [ML.A.901\(a\)](#), the airworthiness review may be anticipated for a maximum period of 90 days, without loss of continuity of the airworthiness review pattern, so as to allow the physical review to take place during a maintenance check.
- (e) The ARC (EASA Form 15c) set out to in Appendix IV shall only be issued:
- (1) by appropriately authorised airworthiness review staff;
 - (2) when the airworthiness review has been completely carried out, all findings have been closed;
 - (3) when any discrepancy found in the AMP in accordance with point (h) has been satisfactorily addressed.
- (f) A copy of any ARC issued or extended for an aircraft shall be sent to the Member State of registry of that aircraft within 10 days.
- (g) Airworthiness review tasks shall not be subcontracted.
- (h) The effectiveness of the AMP may be reviewed in conjunction with the airworthiness review in accordance with point (c)(9) of point [ML.A.302](#). This review shall be completed by the person who performed the airworthiness review. If the review shows deficiencies of the aircraft linked with deficiencies in the content of the AMP, the AMP shall be amended accordingly. The person performing the review shall inform the competent authority of the Member State of registry if he does not agree with the measures amending the AMP taken by the owner, CAMO or CAO. In such case the competent authority shall decide which amendments to the AMP are necessary, raising the corresponding findings defined in point [ML.B.903](#) and, if necessary, reacting in accordance with point [ML.B.304](#).

AMC1 ML.A.903(h) Airworthiness review

ED Decision 2020/002/R

REVIEW OF AMP IN CONJUNCTION WITH AR

This review of the maintenance programme is performed by the person who performed the AR, who could belong to the competent authority, a CAMO, a CAO or a maintenance organisation or could also be independent certifying staff in accordance with [ML.A.901\(b\)\(4\)](#) [M.A.901\(g\)](#).

This person is not responsible for the completeness of this AMP, but may do some sampling as part of the investigations and the findings discovered during the physical review.

More details on the annual review are provided in [AMC1 ML.A.302\(c\)\(9\)](#).

ML.A.904 Qualification of airworthiness review staff

Regulation (EU) 2020/270

- (a) Airworthiness review staff acting on behalf of the competent authority shall be qualified in accordance with point [ML.B.902](#).
- (b) Airworthiness review staff acting on behalf of an organisation referred to in Subpart F or Subpart G of Annex I (Part-M), Annex II (Part-145), Annex Vc (Part-CAMO) or Annex Vd (Part-CAO) shall be qualified in accordance with Subpart F or Subpart G of Annex I (Part-M), Annex II (Part-145), Annex Vc (Part-CAMO) or Annex Vd (Part-CAO), respectively.
- (c) Airworthiness review staff acting on their own behalf, as permitted pursuant to point [ML.A.901\(b\)\(4\)](#), shall:
 - (1) hold a licence issued in accordance with Annex III (Part-66) rated for the corresponding aircraft or, if Annex III (Part-66) is not applicable to the particular aircraft, hold a national certifying-staff qualification valid for that aircraft; and
 - (2) hold an authorisation issued by, alternatively:
 - (i) the competent authority who issued the licence in accordance with Annex III (Part-66);
 - (ii) if Annex III (Part-66) is not applicable, the competent authority responsible for the national certifying-staff qualification.
- (d) The authorisation required under point (c)(2) shall be issued by the competent authority when:
 - (1) the competent authority has assessed that the person has the knowledge of the parts of this Annex relevant to continuing-airworthiness management, performance of airworthiness reviews and issuance of ARCs;
 - (2) the person has satisfactorily performed an airworthiness review under the supervision of the competent authority.

This authorisation shall remain valid for a duration of 5 years as long as the holder has performed at least 1 airworthiness review every 12-months. If this is not the case, a new airworthiness review shall be satisfactorily performed under the supervision of the competent authority.

Upon expiration of its validity, the authorisation shall be renewed for another 5 years subject to a new compliance with points (d)(1) and (d)(2). There is no limit to the number of renewals.

The holder of the authorisation shall keep records of all the airworthiness reviews performed and shall make them available, upon request, to any competent authority and to any aircraft owner for whom they are performing an airworthiness review.

This authorisation may be revoked by the competent authority at any time if it is not satisfied with the competence of the holder or with the use of such an authorisation.

GM1 ML.A.904(c);(d) Qualification of airworthiness review staff

ED Decision 2020/002/R

AR BY INDEPENDENT CERTIFYING STAFF

- (a) ML.A.904(c) and (d) refer to the independent certifying staff. The terms 'corresponding aircraft' or 'particular aircraft' mean that the person meets at the time of the AR the certifying staff requirements for the aircraft subject to the AR.

- (b) The authorisation issued to the certifying staff by the competent authority is only granted after assessment of the knowledge required in point (d)(1) and after the satisfactory performance of an AR under supervision of the competent authority (point (d)(2)).

ML.A.905 Transfer of aircraft registration within the Union

Regulation (EU) 2022/1360

- (a) When transferring an aircraft registration within the Union, the applicant shall:
- (1) first, provide the former Member State with the name of the Member State in which the aircraft will be registered;
 - (2) and subsequently apply to the new Member State for the issuance of a new airworthiness certificate in accordance with Annex I (Part 21) or, as applicable, Annex Ib (Part 21 Light) to Regulation (EU) No 748/2012.
- (b) Notwithstanding point (a)(3) of point [ML.A.902](#), the former ARC shall remain valid until its expiry date, except when the ARC was issued by independent certifying staff holding a national certifying-staff qualification in accordance with point (b)(4) of point [ML.A.901](#), in which case point [ML.A.906](#) shall apply.
- (c) Notwithstanding points (a) and (b), in those cases where the aircraft was in a non-airworthy condition in the former Member State or where the airworthiness status of the aircraft cannot be determined using the existing records, point [ML.A.906](#) shall apply.

ML.A.906 Airworthiness review of aircraft imported into the Union

Regulation (EU) 2022/1360

- (a) When importing an aircraft into a Member State's register from a third country or from a regulatory system where Regulation (EU) 2018/1139 does not apply, the applicant shall:
- (1) apply to the competent authority of the Member State of registry for the issuance of a new airworthiness certificate in accordance with Annex I (Part 21) or, as applicable, Annex Ib (Part 21 Light) to Regulation (EU) No 748/2012;
 - (2) for aircraft other than new, have an airworthiness review carried out satisfactorily in accordance with point [ML.A.901](#);
 - (3) have all maintenance carried out to comply with the approved or declared AMP.
- (b) If the aircraft complies with the relevant requirements, the competent authority, the CAMO or CAO, the maintenance organisation or the independent certifying staff performing the airworthiness review, as provided for in point (b) of point [ML.A.901](#), shall issue an ARC and shall submit a copy to the competent authority of the Member State of registry.
- (c) The owner shall allow access to the aircraft for inspection by the competent authority of the Member State of registry.
- (d) A new airworthiness certificate shall be issued by the competent authority of the Member State of registry if the aircraft complies with Annex I (Part 21) or, as applicable, Annex Ib (Part 21 Light) to Regulation (EU) No 748/2012.

ML.A.907 Findings

Regulation (EU) 2019/1383

- (a) Findings are categorised as follows:
- (1) A Level 1 finding is any finding of significant non-compliance with the requirements of this Annex which lowers the safety standard and seriously endangers flight safety.
 - (2) A Level 2 finding is any finding of non-compliance with the requirements of this Annex which may lower the safety standard and may endanger flight safety.
- (b) After receipt of notification of findings in accordance with point [ML.B.903](#), the person or organisation, having responsibilities pursuant to point [ML.A.201](#), shall define and demonstrate to the competent authority within a period agreed with this authority a corrective action plan, aimed at preventing reoccurrence of the finding and its root cause.

SECTION B — PROCEDURE FOR COMPETENT AUTHORITIES

SUBPART A — GENERAL

ML.B.101 Scope

Regulation (EU) 2019/1383

This Section establishes the administrative requirements to be followed by the competent authorities in charge of the implementation and enforcement of Section A of this Annex.

ML.B.102 Competent authority

Regulation (EU) 2019/1383

(a) General

A Member State shall designate a competent authority with allocated responsibilities for the issuance, continuation, change, suspension or revocation of certificates and for the oversight of continuing airworthiness. This competent authority shall establish documented procedures and an organisational structure.

(b) Resources

The number of staff shall be appropriate to satisfy the requirements detailed in this Section.

(c) Qualification and training

All staff involved in activities covered by this Annex shall be appropriately qualified and have appropriate knowledge, experience, initial and continuation training to perform their allocated tasks.

(d) Procedures

The competent authority shall establish procedures detailing how compliance with this Annex is achieved.

The procedures shall be reviewed and amended to ensure continued compliance.

ML.B.104 Record-keeping

Regulation (EU) 2019/1383

(a) The competent authority shall establish a system of record-keeping that allows adequate traceability of the process for issuing, continuing, changing, suspending or revoking each certificate and authorisation.

(b) The records for the oversight of each aircraft shall include, as a minimum, a copy of:

- (1) the aircraft certificate of airworthiness;
- (2) ARCs;
- (3) reports from the airworthiness reviews carried out directly by the Member State;
- (4) all relevant correspondence relating to the aircraft;
- (5) details of any exemption and enforcement action(s);

- (6) any document approved by the competent authority pursuant to this Annex or Regulation (EU) No 965/2012.
- (c) The records specified in point (b) shall be retained until 2 years after the aircraft has been permanently withdrawn from service.
- (d) All records specified in point ML.B.104 shall be made available to any other Member State or the Agency upon their request

ML.B.105 Mutual exchange of information

Regulation (EU) 2019/1383

- (a) In order to contribute to the improvement of aviation safety, the competent authorities shall participate in a mutual exchange of all the necessary information in accordance with Article 72 of Regulation (EC) 2018/1139.
- (b) Without prejudice to the competences of the Member States, in the case of a potential safety threat involving several Member States, the competent authorities concerned shall assist each other in carrying out the necessary oversight action.

SUBPART B — ACCOUNTABILITY

ML.B.201 Responsibilities

Regulation (EU) 2019/1383

The competent authority referred to in point (b) of point [ML.1](#) shall be responsible for conducting inspections and investigations in order to verify that the requirements of this Annex are complied with.

AMC1 ML.B.201 Responsibilities

ED Decision 2023/013/R

Template that can be used by the owner, CAO or CAMO upon request by the competent authority to collect information about the AMP

Part-ML aircraft maintenance programme (AMP)			
Aircraft identification			
1	Registration(s):	Type:	Serial no(s):
	Owner:		
Which basis is used for the maintenance programme?			
2	ICA <input type="checkbox"/>	Minimum inspection programme (MIP) as detailed in the latest revision of AMC ML.A.302(d) <input type="checkbox"/> Other MIP complying with ML.A.302(d) <input type="checkbox"/>	
	Tasks alternative to ICA introduced in AMP? Yes <input type="checkbox"/> No <input type="checkbox"/>		
	Additional maintenance requirements to ICA or MIP: deviations introduced? Yes <input type="checkbox"/> No <input type="checkbox"/> Not applicable <input type="checkbox"/>		
Approval/declaration of the maintenance programme (select the appropriate option)			
3	<input type="checkbox"/> AMP declared by the owner <input type="checkbox"/> Default AMP (ML.A.302(e)) <input type="checkbox"/> Approved by the contracted CAMO/CAO. Approval reference of the organisation: _____		

SUBPART C — CONTINUING AIRWORTHINESS

ML.B.302 Exemptions

Regulation (EU) 2019/1383

All exemptions granted in accordance with Article 71 of Regulation (EC) 2018/1139 shall be recorded and retained by the competent authority.

ML.B.303 Aircraft continuing-airworthiness monitoring

Regulation (EU) 2019/1383

- (a) The competent authority shall develop a survey programme following a risk-based approach to monitor the airworthiness status of the fleet of aircraft on its register.
- (b) A survey programme shall include sample product surveys of aircraft and shall cover all aspects of airworthiness key risk elements.
- (c) A sample product survey shall sample the airworthiness standards achieved, on the basis of the applicable requirements, and identify any findings.
- (d) Any findings identified shall be categorised in accordance with point [ML.B.903](#) and confirmed in writing to the person or organisation responsible pursuant to point [ML.A.201](#). The competent authority shall have a procedure in place to analyse findings as for their safety significance.
- (e) The competent authority shall record all findings and closure actions.
- (f) If during aircraft monitoring, evidence is found showing non-compliance with this or other Annexes, the finding shall be dealt with as provided for by the relevant Annex.
- (g) If so required to ensure appropriate enforcement action, the competent authority shall exchange information on non-compliances identified in accordance with point (f) with other competent authorities.

AMC1 ML.B.303 Aircraft continuing airworthiness monitoring

ED Decision 2020/002/R

The competent authority survey programme developed in accordance with Part-M ([M.B.303](#)) provides an acceptable basic structure for the survey programme required for Part-ML aircraft.

ML.B.304 Revocation, suspension and limitation

Regulation (EU) 2019/1383

The competent authority shall:

- (a) suspend an ARC on reasonable grounds in the case of a potential safety threat; or
- (b) suspend or revoke an ARC pursuant to point (a) of point [ML.B.903](#).

The competent authority who issued the airworthiness review authorisation pursuant to point (c) of point [ML.A.904](#) for independent certifying staff shall revoke such authorisation if the holder shows poor performance of the airworthiness review or uses such authorisation in inappropriate manner.

SUBPART I — AIRWORTHINESS REVIEW CERTIFICATE (ARC)

ML.B.902 Airworthiness review by the competent authority

Regulation (EU) 2020/270

- (a) When the competent authority carries out the airworthiness review and issues the ARC set out in Appendix IV to this Annex ([EASA Form 15c](#)), the competent authority shall carry out an airworthiness review in accordance with point [ML.A.903](#).
- (b) The competent authority shall have appropriate airworthiness review staff to carry out the airworthiness reviews. These staff shall have acquired all of the following:
- (1) at least 3 years of experience in continuing airworthiness;
 - (2) an appropriate licence in compliance with Annex III (Part-66) or a nationally-recognised maintenance personnel qualification appropriate to the aircraft category (when Article 5(6) of Regulation (EU) No 1321/2014 refers to national rules) or an aeronautical degree or equivalent;
 - (3) an appropriate aeronautical-maintenance training;
 - (4) a position that authorises that person to sign on behalf of the competent authority.
- Notwithstanding points (1) to (4), the requirement of point [ML.B.902\(b\)\(2\)](#) may be replaced by 4 years of experience in continuing airworthiness, in addition to those already required by point [ML.B.902\(b\)\(1\)](#).
- (c) The competent authority shall maintain a record of all airworthiness review staff, which shall include details of any appropriate qualification held together with a summary of relevant continuing airworthiness management experience and training.
- (d) During the performance of the airworthiness review, the competent authority shall have access to the applicable data as specified in points [ML.A.305](#) and [ML.A.401](#).
- (e) The staff that carries out the airworthiness review shall issue an airworthiness review certificate ([EASA Form 15c](#)), as set out in Appendix IV, after satisfactory completion of the airworthiness review.
- (f) Whenever circumstances reveal the existence of a potential safety threat, the competent authority shall carry out the airworthiness review and issue the ARC itself.

ML.B.903 Findings

Regulation (EU) 2019/1383

If during aircraft surveys or by other means, evidence is found showing non-compliance with requirements of this Annex, the competent authority shall:

- (a) for Level 1 findings, require appropriate corrective action to be taken before further flight, and immediately revoke or suspend the ARC; and
- (b) for Level 2 findings, impose the corrective action appropriate to the nature of the finding.

APPENDICES TO ANNEX Vb (PART-ML)

Appendix I — Continuing-airworthiness management contract

Regulation (EU) 2022/1360

- (a) When an owner contracts in accordance with point [ML.A.201](#) a CAMO or CAO to carry out continuing airworthiness management tasks, upon request by the competent authority, a copy of the contract signed by both parties shall be sent by the owner to the competent authority of the Member State of registry.
- (b) The contract shall be developed taking into account the requirements of this Annex and shall define the obligations of the signatories in relation to the continuing airworthiness of the aircraft.
- (c) It shall contain, as a minimum the following information:
- (1) the aircraft registration, type and serial number;
 - (2) the aircraft owner's or registered lessee's name or company details including the address;
 - (3) details of the contracted CAMO or CAO, including the address;
 - (4) the type of operation.

- (d) It shall state the following:

'The owner entrusts the CAMO or CAO with the management of the continuing airworthiness of the aircraft, the development and approval of a maintenance programme, and the organisation of the maintenance of the aircraft according to said maintenance programme.

According to the present contract, both signatories undertake to follow the respective obligations of this contract.

The owner declares, to the best of its knowledge, that all the information given to the CAMO or CAO concerning the continuing airworthiness of the aircraft is and will be accurate, and that the aircraft will not be altered without prior approval of the CAMO or CAO.

In case of any non-conformity with this contract, by either of the signatories, the contract will become null. In such a case, the owner will retain full responsibility for every task linked to the continuing airworthiness of the aircraft, and the owner will inform the competent authority(ies) of the Member State of registry within 2 weeks about the termination of the contract.'

- (e) When an owner contracts a CAMO or CAO in accordance with point [ML.A.201](#), the obligations of each party shall be assigned as follows:
- (1) **Obligations of CAMO or CAO:**
 - (i) have the aircraft type included in its terms of approval;
 - (ii) respect all the conditions listed below with regard to maintaining the continuing airworthiness of the aircraft:
 - (A) develop and approve the AMP for the aircraft;
 - (B) once it has been approved, provide the owner with a copy of the AMP, as well as a copy of the justifications for any deviations from the DAH's recommendations;
 - (C) organise a bridging inspection using the aircraft's prior AMP;

- (D) organise that all maintenance is carried out by an approved maintenance organisation or, if permitted, by independent certifying staff;
 - (E) organise that all applicable ADs are applied;
 - (F) organise that all defects discovered during maintenance, airworthiness reviews or reported by the owner are corrected by an approved maintenance organisation or, if permitted, by independent certifying staff;
 - (G) coordinate scheduled maintenance, the application of ADs, the replacement of service-life-limited parts, and component inspection requirements;
 - (H) inform the owner each time the aircraft must be brought to an approved maintenance organisation or, if permitted, to independent certifying staff;
 - (I) manage and archive all technical records;
- (iii) organise the approval of any modification to the aircraft in accordance with Annex I to Regulation (EU) No 748/2012 (Part 21) or, as applicable, Annex Ib (Part 21 Light) before this modification is embodied;

In the case of an aircraft subject to a declaration of design compliance, organise the declaration of compliance for any modification in accordance Annex Ib (Part 21 Light) to Regulation (EU) No 748/2012 before it is embodied;

- (iv) organise the approval of any repair to the aircraft in accordance with Annex I (Part 21) or, as applicable, Annex Ib (Part 21 Light) to Regulation (EU) No 748/2012 (Part 21) before this repair is carried out.

In the case of an aircraft subject to a declaration of design compliance, organise the declaration of compliance for any repair in accordance Annex Ib (Part 21 Light) to Regulation (EU) No 748/2012 before it is carried out.

- (v) inform the competent authority of the Member State of registry whenever the aircraft is not presented by the owner for maintenance as requested by the contracted CAMO or CAO;
- (vi) inform the competent authority of the Member State of registry whenever the present contract has not been respected;
- (vii) ensure that the airworthiness review of the aircraft is carried out, when necessary, and ensure that the ARC is issued;
- (viii) send within 10 days a copy of any ARC issued or extended to the competent authority of the Member State of registry;
- (ix) carry out all occurrence reporting mandated by applicable regulations;
- (x) inform the competent authority of the Member State of registry whenever the present contract is denounced by either party.

(2) **Obligations of the owner:**

- (i) have a general understanding of the AMP;
- (ii) have a general understanding of this Annex;
- (iii) present the aircraft for maintenance as directed by the contracted CAMO or CAO;
- (iv) not modify the aircraft without first consulting the contracted CAMO or CAO;

- (v) inform the contracted CAMO or CAO of all maintenance exceptionally carried out without the knowledge and control of the contracted CAMO or CAO;
- (vi) report to the contracted CAMO or CAO through the logbook all defects found during operations;
- (vii) inform the competent authority of the Member State of registry whenever the present contract is denounced by either party;
- (viii) inform the competent authority of the Member State of registry and the contracted CAMO or CAO whenever the aircraft is sold;
- (ix) carry out all occurrence reporting mandated by applicable regulations;
- (x) inform on a regular basis the contracted CAMO or CAO about the aircraft flying-hours and any other utilisation data, as agreed with the contracted CAMO or CAO;
- (xi) enter the CRS in the logbooks, as mentioned in point [ML.A.803\(c\)](#), when performing pilot-owner maintenance;
- (xii) inform the contracted CAMO or CAO no later than 30 days after completion of any Pilot-owner maintenance task.

Appendix II — Limited Pilot-owner maintenance

Regulation (EU) 2019/1383

In addition to the requirements laid down in this Annex, the pilot-owner shall comply with the following basic principles before it carries out any maintenance task:

(a) **Competence and responsibility**

- (1) The pilot-owner shall always be responsible for any maintenance he performs.
- (2) The pilot-owner shall hold satisfactory level of competence to perform the task. It is the responsibility of a pilot-owner to familiarise himself with the standard maintenance practices for his aircraft and with the AMP.

(b) **Tasks**

The Pilot-owner may carry out simple visual inspections or operations to check the airframe, engines, systems and components for general condition, obvious damage and normal operation.

A maintenance task shall not be released by the pilot-owner if any of the following conditions occurs:

- (1) it is a critical maintenance task;
- (2) it requires the removal of major components or a major assembly;
- (3) it is carried out in compliance with an AD or an airworthiness limitation item (ALI) unless specifically allowed in the AD or the ALI;
- (4) it requires the use of special tools or calibrated tools (except for torque wrench and crimping tool);
- (5) it requires the use of test equipment or special testing (e.g. non-destructive testing (NDT), system tests or operational checks for avionics equipment);
- (6) it is composed of any unscheduled special inspections (e.g. heavy-landing check);
- (7) it affects systems essential for the instrumental flight rules (IFR) operations;
- (8) it is a complex maintenance task in accordance with Appendix III, or it is a component maintenance task in accordance with point (a) or (b) of point [ML.A.502](#);
- (9) it is part of the 100-h/annual check (for those cases the maintenance task is combined with the airworthiness review performed by maintenance organisations or independent certifying staff).

The criteria referred to in points (1) to (9) cannot be overridden by less restrictive instructions issued in accordance with the AMP referred to in point [ML.A.302](#).

Any task described in the aircraft flight manual (or other operational manuals), for example preparing the aircraft for flight (assembling the sailplane wings, or performing a preflight inspection, or assembling a basket, burner, fuel cylinders and an envelope combination for a balloon, etc.), is not considered a maintenance task and, therefore, does not require a CRS. Nevertheless, the person assembling those parts is responsible for ensuring that those parts are eligible for installation and in a serviceable condition.

(c) **Performance and records of the pilot-owner maintenance tasks**

The maintenance data, as specified in point [ML.A.401](#), must always be available during the conduct of pilot-owner maintenance and must be complied with. Details of the data referred to

in the conduct of pilot-owner maintenance must be included in the CRS in accordance with point (d) of point [ML.A.803](#).

The pilot-owner must inform the contracted CAMO or CAO (if such contract exists) about the completion of the pilot-owner maintenance tasks no later than 30 days after completion of these tasks in accordance with point (a) of point [ML.A.305](#).

AMC1 to Appendix II to Part-ML — Limited pilot-owner maintenance

ED Decision 2023/013/R

- (a) The lists below specifies items that may be expected to be completed by an owner who holds a current and valid pilot licence for the aircraft type involved and who meets the competence and responsibility requirements of Appendix II to Part-ML.
- (b) The list of tasks may not address in a detailed manner the specific needs of the various aircraft categories. In addition, the development of technology and the nature of the operations undertaken by these categories of aircraft may not always be adequately considered.
- (c) Any other task meeting the requirements of Appendix II to Part-ML may also be performed by the pilot-owner.
- (d) Therefore, the following lists are considered to meet the representative scope of limited pilot-owner maintenance referred to in ML.A.803 and Appendix II to Part-ML:
 - (1) Part A applies to aeroplanes;
 - (2) Part B applies to rotorcraft;
 - (3) Part C applies to sailplanes and powered sailplanes; and
 - (4) Part D applies to balloons and airships.
- (e) Inspection tasks/checks of any periodicity included in an approved maintenance programme can be carried out provided that the specified tasks are compliant with the basic principles of Appendix II to Part-ML.

The content of periodic inspections/checks, as well as their periodicity, is not regulated or standardised in an aviation specification. It is the decision of the DAH or the declarant of a declaration of design compliance to recommend a schedule for each specific type of inspection/check.

For an inspection/check with the same periodicity for different aircraft, the content may differ and in some cases, may be critically safety-related and need the use of special tools or knowledge and thus, not qualify for pilot-owner maintenance. Therefore, the maintenance carried out by the pilot-owner should not be generalised to specific inspections such as of a 50-h, 100-h or 6-month periodicity.

The inspections to be carried out are limited to those areas and tasks listed in this AMC to Appendix II; this allows flexibility in the development of the maintenance programme and does not limit the inspection to certain specific periodic inspections. A 50-h/6-month periodic inspection for a fixed-wing aeroplane as well as the 1-year inspection for a glider may normally be eligible for pilot-owner maintenance.

TABLES

Note: Tasks in Part A or Part B marked with ‘**’ exclude IFR operations following pilot-owner maintenance. For these aircraft to operate under IFR, these tasks should be released by an appropriate certifying staff.

Part A — PILOT-OWNER MAINTENANCE TASKS FOR POWERED AIRCRAFT (AEROPLANES)

ATA	Area	Task	Aeroplanes
09	Towing	Tow release unit and tow cable retraction mechanism — cleaning, lubrication and tow cable replacement (including weak links)	Yes
		Mirror — installation and replacement of mirrors	Yes
11	Placards	Placards, markings — installation and renewal of placards and markings required by the AFM and the AMM	Yes
12	Servicing	Those items not requiring a disassembly of other than non-structural items, such as cover plates, cowlings and fairings — lubrication	Yes
20	Standard practices	Safety wiring — replacement of defective safety wiring or cotter keys, excluding those in engine controls, transmission controls and flight control systems	Yes
		Simple non-structural standard fasteners — replacement and adjustment, excluding the replacement of receptacles and anchor nuts requiring riveting	Yes
21	Air conditioning	Replacement of flexible hoses and ducts	Yes
23	Communication	Communication devices — remove and replace self-contained, instrument-panel-mounted communication devices with quick-disconnect connectors, excluding IFR operations	Yes**
24	Electrical power	Batteries — replacement and servicing	Yes
		Wiring — repairing broken circuits in non-critical equipment, excluding ignition system, primary generating system and required communication, as well as navigation system and primary flight instruments	Yes
		Bonding — replacement of broken bonding cable	Yes
		Fuses — replacement using the correct rating	Yes
25	Equipment	Safety belts — replacement of safety belts and harnesses excluding belts fitted with airbag systems	Yes
		Seats — replacement of seats or seat parts not involving disassembly of any primary structure or control system	Yes
		Non-essential instruments and/or equipment — replacement of self-contained, instrument-panel-mounted equipment with quick-disconnect connectors	Yes
		Oxygen system — replacement of portable oxygen bottles and systems in approved mountings, excluding permanently installed bottles and systems	Yes
		Emergency locator transmitter (ELT) — removal/reinstallation	Yes
27	Flight controls	Removal or reinstallation of co-pilot control column and rudder pedals where design provides for quick disconnect	Yes
28	Fuel system	Fuel filter elements — cleaning and/or replacement	Yes
30	Ice and rain protection	Windscreen wiper — replacement of wiper blade	Yes

ATA	Area	Task	Aeroplanes
31	Instruments	Instrument panel — removal and reinstallation provided that this is a design feature with quick-disconnect connectors, excluding IFR operations	Yes**
		Pitot-static system — simple sense and leak check, excluding IFR operations	Yes**
		Drainage — drainage of water drainage traps or filters within the pitot-static system, excluding IFR operations	Yes**
		Instruments — checking of markings for legibility and that those readings are consistent with ambient conditions	Yes
32	Landing gear	Wheels — removal, replacement and servicing, including replacement of wheel bearings and lubrication	Yes
		Servicing — replenishment of hydraulic fluid	Yes
		Shock absorber — replacement of elastic cords or rubber dampers	Yes
		Shock struts — replenishment of oil or air	Yes
		Skis — changing between wheel and ski landing gear	Yes
		Landing skids — replacement of landing skids and skid shoes	Yes
		Wheel fairings (spats) — removal and reinstallation	Yes
		Mechanical brakes — adjustment of simple cable-operated systems	Yes
33	Lights	Brake — replacement of worn brake pads	Yes
		Lights — replacement of internal and external bulbs, filaments, reflectors and lenses	Yes
34	Navigation	Software — updating self-contained, instrument-panel-mounted software, excluding automated flight control systems and transponders	Yes
		Navigation devices — removal and replacement of self-contained, instrument-panel-mounted navigation devices with quick-disconnect connectors, excluding automated flight control systems, transponders, primary flight control system and IFR operations	Yes**
		Self-contained data logger — installation, data restoration	Yes
51	Structure	Fabric patches — simple patches extending over no more than one rib, and not requiring rib stitching or removal of structural parts or control surfaces	Yes
		Protective coating — application of preservative material or coatings where no disassembly of any primary structure or operating system is involved	Yes
		Surface finish — minor restoration (where no disassembly of any primary structure or operating system is involved), including application of signal coatings or thin foils as well as registration markings	Yes
		Fairings — simple repairs to non-structural fairings and cover plates that do not change the contour	Yes
52	Doors and hatches	Doors — removal and reinstallation	Yes
53	Fuselage	Upholstery, furnishing — minor repairs that do not require disassembly of primary structure or operating systems, or interfere with control systems	Yes

ATA	Area	Task	Aeroplanes
56	Windows	Side windows — replacement if no riveting, bonding or any special process is required	Yes
61	Propeller	Spinner — removal and reinstallation	Yes
71	Power plant installation	Cowling — removal and reinstallation not requiring removal of propeller or disconnection of flight controls	Yes
		Induction system — inspection and replacement of induction air filter	Yes
72	Engine	Chip detectors — removal, checking and reinstallation provided that the chip detector is of a non-electrically-indicated self-sealing type	Yes
73	Engine fuel	Strainer or filter elements — cleaning and/or replacement	Yes
		Fuel — mixing of required oil into fuel	Yes
74	Ignition	Spark plugs — removal, cleaning, adjustment and reinstallation	Yes
75	Cooling	Coolant — replenishment of coolant fluid	Yes
77	Engine-indicating system	Engine-indicating system — removal and replacement of self-contained, instrument-panel-mounted indicators that have quick-release connectors and do not employ direct reading connections	Yes
79	Oil system	Strainer or filter elements — cleaning and/or replacement	Yes
		Oil — changing or replenishment of engine oil and gearbox fluid	Yes

Part B — PILOT-OWNER MAINTENANCE TASKS FOR ROTORCRAFT

ATA	Area	Task	Rotorcraft
11	Placards	Placards, markings — installation and renewal of placards and markings required by the AFM and the AMM	Yes
12	Servicing	Fuel, oil, hydraulic, de-iced and windshield liquid replenishment	Yes
		Those items not requiring a disassembly of other than non-structural items, such as cover plates, cowlings and fairings — lubrication	Yes
20	Standard practices	Safety wiring — replacement of defective safety wiring or cotter keys, excluding those in engine controls, transmission controls and flight control systems	Yes
		Simple non-structural standard fasteners — replacement and adjustment, excluding latches as well as the replacement of receptacles and anchor nuts requiring riveting	Yes
21	Air conditioning	Replacement of flexible hoses and ducts	Yes
23	Communication	Communication devices — removal and replacement of self-contained, instrument-panel-mounted communication devices with quick-disconnect connectors, excluding IFR operations	Yes**
24	Electrical power	Batteries — replacement and servicing, excluding servicing of Ni-Cd batteries and IFR operations	Yes**
		Wiring — repairing broken circuits in non-critical equipment, excluding ignition system, primary generating system and required communication, navigation system and primary flight instruments	Yes
		Bonding — replacement of broken bonding cable, excluding bonding of rotating parts and flying controls	Yes
		Fuses — replacement using the correct rating	Yes

ATA	Area	Task	Rotorcraft
25	Equipment	Safety belts — replacement of safety belts and harnesses, excluding belts fitted with airbag systems	Yes
		Seats — replacement of seats or seat parts not involving disassembly of any primary structure or control system, excluding flight crew seats	Yes
		Removal/installation of emergency flotation gears with quick-disconnect connectors	Yes
		Non-essential instruments and/or equipment — replacement of self-contained, instrument-panel-mounted equipment with quick-disconnect connectors	Yes
		ELT — removal/reinstallation	Yes
30	Protection from ice and rain	Windshield wiper replacement	Yes
31	Instruments	Instrument panel — removal and reinstallation provided that it is a design feature with quick-disconnect connectors, excluding IFR operations	Yes**
		Pitot-static system — simple sense and leak check, excluding IFR operations	Yes**
		Drainage — drainage of water drainage traps or filters within the pitot-static system, excluding IFR operations	Yes**
		Instruments — checking of markings for legibility and that those readings are consistent with ambient conditions	Yes
32	Landing gear	Wheels — removal, replacement and servicing, including replacement of wheel bearings and lubrication	Yes
		Replacement of skid wear shoes	Yes
		Fitting and removal of snow landing pads	Yes
		Servicing — replenishment of hydraulic fluid	Yes
		Brake — replacement of worn brake pads	Yes
33	Lights	Lights — replacement of internal and external bulbs, filaments, reflectors and lenses	Yes
34	Navigation	Software — updating of self-contained, instrument-panel-mounted software, excluding automated flight control systems and transponders	Yes
		Navigation devices — removal and replacement of self-contained, instrument-panel-mounted navigation devices with quick-disconnect connectors, excluding automated flight control systems, transponders, primary flight control system and IFR operations	Yes**
		Self-contained data logger — installation, data restoration	Yes
51	Structure	Protective coating — application of preservative material or coatings where no disassembly of any primary structure or operating system is involved	Yes
		Surface finish — minor restoration (where no disassembly of any primary structure or operating system is involved, excluding intervention on main and tail rotors), including application of signal coatings or thin foils as well as registration markings	Yes
		Fairings — simple repairs to non-structural fairings and cover plates that do not change the contour	Yes
52	Doors	Doors — removal and reinstallation	Yes

ATA	Area	Task	Rotorcraft
53	Fuselage	Upholstery, furnishing — minor repairs that do not require disassembly of primary structure or operating systems, or interfere with control systems	Yes
56	Windows	Side windows — replacement if no riveting, bonding or any special process is required	Yes
62	Main rotor	Removal/installation of main-rotor blades (designed for removal where special tools are not required, excluding tail-rotor blades), limited to reinstallation of the same blades previously removed in the original position	Yes
63 65	Transmission	Chip detectors — removal, checking and replacement provided that the chip detector is of a non-electrically-indicated self-sealing type	Yes
67	Flight control	Removal or reinstallation of co-pilot cyclic and collective controls and yaw pedals where design provides for quick disconnect	Yes
71	Power plant installation	Cowlings — removal and refitment	Yes
72	Engine	Chip detectors — removal, checking and reinstallation provided that the chip detector is of a non-electrically-indicated self-sealing type	Yes
79	Oil system	Filter elements — replacement, provided that the element is of the 'spin on/off' type	Yes
		Oil — changing or replenishment of engine oil	Yes

Part C — PILOT-OWNER MAINTENANCE TASKS FOR SAILPLANES AND POWERED SAILPLANES

Abbreviations/acronyms applicable to this Part:

- n/a not applicable for this category;
- SP sailplane;
- SSPS self-sustained powered sailplane; and
- SLPS/TMG self-launching powered sailplane/touring motor glider.

ATA	Area	Task	SP	SSPS	SLPS/TMG
08	Weighing	Recalculation, small changes of the trim plan without needing a reweighing	Yes	Yes	Yes
09	Towing	Tow release unit and tow cable retraction mechanism — cleaning, lubrication and tow cable replacement (including weak links)	Yes	Yes	Yes
		Mirror — installation and replacement of mirrors	Yes	Yes	Yes
11	Placards	Placards, markings — installation and renewal of placards and markings required by the AFM and the AMM	Yes	Yes	Yes
12	Servicing	Those items not requiring a disassembly of other than non-structural items, such as cover plates, cowlings and fairings — lubrication	Yes	Yes	Yes
20	Standard practices	Safety wiring — replacement of defective safety wiring or cotter keys, excluding those in engine	Yes	Yes	Yes

ATA	Area	Task	SP	SSPS	SLPS/TMG
		controls, transmission controls and flight control systems			
		Simple non-structural standard fasteners — replacement and adjustment, excluding the replacement of receptacles and anchor nuts requiring riveting	Yes	Yes	Yes
		Free play — measurement of the free play in the control system and the wing-to-fuselage attachment, including minor adjustments by simple means provided by the manufacturer	Yes	Yes	Yes
21	Air conditioning	Replacement of flexible hoses and ducts	Yes	Yes	Yes
23	Communication	Communication devices — removal and replacement of self-contained, instrument-panel-mounted communication devices with quick-disconnect connectors	Yes	Yes	Yes
24	Electrical power	Batteries and solar panels — replacement and servicing	Yes	Yes	Yes
		Wiring — installation of simple wiring connections to the existing wiring for additional non-required equipment, such as electric variometers, flight computers, but excluding required communication, navigation systems and engine wiring	Yes	Yes	Yes
		Wiring — repairing of broken circuits in landing light and any other wiring for non-required equipment, such as electrical variometers or flight computers, excluding ignition system, primary generating system, required communication and navigation system, as well as primary flight instruments	Yes	Yes	Yes
		Bonding — replacement of broken bonding cable	Yes	Yes	Yes
		Switches — this includes soldering and crimping of non-required equipment, such as electrical variometers or flight computers, but excluding ignition system, primary generating system, required communication and navigation system, as well as primary flight instruments	Yes	Yes	Yes
		Fuses — replacement using the correct rating	Yes	Yes	Yes
25	Equipment	Safety belts — replacement of safety belt and harnesses	Yes	Yes	Yes
		Seats — replacement of seats or seat parts not involving disassembly of any primary structure or control system	Yes	Yes	Yes
		Non-essential instruments and/or equipment — replacement of self-contained, instrument-panel-mounted equipment with quick-disconnect connectors	Yes	Yes	Yes
		Removal and installation of non-required instruments and/or equipment	Yes	Yes	Yes
		Wing wiper, cleaner — servicing, removal and reinstallation not involving disassembly or modification of any primary structure and/or control	Yes	Yes	Yes

ATA	Area	Task	SP	SSPS	SLPS/TMG
		Static probes — removal or reinstallation of variometer static-and-total-energy compensation probes	Yes	Yes	Yes
		Oxygen system — replacement of portable oxygen bottles and systems in approved mountings, excluding permanently installed bottles and systems	Yes	Yes	Yes
		Air brake chute — installation and servicing	Yes	Yes	Yes
		ELT — removal/reinstallation	Yes	Yes	Yes
26	Fire protection	Fire warning — replacement of sensors and indicators	n/a	Yes	Yes
27	Flight control	Gap seals — installation and servicing if no complete flight control removal is required	Yes	Yes	Yes
		Control system — measurement of the control system travel without removing the control surfaces	Yes	Yes	Yes
		Control cables — simple optical inspection for condition	Yes	Yes	Yes
		Gas dampener — replacement of gas dampener in the control or air brake system	Yes	Yes	Yes
		Co-pilot stick and pedals — removal or reinstallation where design provides for quick disconnect	Yes	Yes	Yes
28	Fuel system	Fuel lines — replacement of prefabricated fuel lines fitted with self-sealing couplings	n/a	Yes	No
		Fuel filter — cleaning and/or replacement	n/a	Yes	Yes
31	Instruments	Instrument panel — removal and reinstallation provided that it is equipped with quick disconnect, excluding IFR operations	Yes	Yes	Yes
		Pitot-static system — simple sense and leak check	Yes	Yes	Yes
		Instrument panel vibration damper/shock absorbers — replacement	Yes	Yes	Yes
		Drainage — drainage of water drainage traps or filters within the pitot-static system	Yes	Yes	Yes
		Flexible tubes — replacement of damaged tubes	Yes	Yes	Yes
32	Landing gear	Wheels — removal, replacement and servicing, including replacement of wheel bearings and lubrication	Yes	Yes	Yes
		Servicing — replenishment of hydraulic fluid	Yes	Yes	Yes
		Shock absorber — replacement or servicing of elastic cords or rubber dampers	Yes	Yes	Yes
		Shock struts — replenishment of oil or air	Yes	Yes	Yes
		Landing-gear doors — removal or reinstallation and repair including operating straps	Yes	Yes	Yes
		Skis — changing between wheel and ski landing gear	Yes	Yes	Yes
		Skids — removal or reinstallation and servicing of main, wing and tail skids	Yes	Yes	Yes
		Wheel fairings (spats) — removal and reinstallation	Yes	Yes	Yes
		Mechanical brakes — adjustment of simple cable-operated systems	Yes	Yes	Yes
		Brake — replacement of worn brake pads	Yes	Yes	Yes
		Springs — replacement of worn or aged springs	Yes	Yes	Yes

ATA	Area	Task	SP	SSPS	SLPS/TMG
		Gear warning — removal or reinstallation of simple gear-warning systems	Yes	Yes	Yes
33	Lights	Lights — replacement of internal and external bulbs, filaments, reflectors and lenses	n/a	n/a	Yes
34	Navigation	Software — updating of self-contained, instrument-panel-mounted software, excluding automated flight control systems and transponders, and including update of non-required instruments/equipment	Yes	Yes	Yes
		Navigation devices — removal and replacement of self-contained, instrument-panel-mounted navigation devices with quick-disconnect connectors, excluding automated flight control systems, transponders, primary flight control system	Yes	Yes	Yes
		Self-contained data logger — installation, data restoration	Yes	Yes	Yes
51	Structure	Fabric patches — simple patches extending over no more than one rib, and not requiring rib stitching or removal of structural parts or control surfaces	Yes	Yes	Yes
		Protective coating — application of preservative material or coatings where no disassembly of any primary structure or operating system is involved	Yes	Yes	Yes
		Surface finish — minor restoration of paint or coating (where the underlying primary structure is not affected), including application of signal coatings or thin foils as well as registration markings	Yes	Yes	Yes
		Fairings — simple repairs to non-structural fairings and cover plates that do not change the contour	Yes	Yes	Yes
52	Doors	Doors — removal and reinstallation	Yes	Yes	Yes
53	Fuselage	Upholstery, furnishing — minor repairs which do not require disassembly of primary structure or operating systems, or interfere with control systems	Yes	Yes	Yes
56	Windows	Side windows — replacement if no riveting, bonding or any special process is required	Yes	Yes	Yes
		Canopies — removal and refitment	Yes	Yes	Yes
		Gas dampener — replacement of canopy gas dampener	Yes	Yes	Yes
57	Wings	Wing skids — removal or reinstallation and service of lower wing skids or wing roller including spring assembly	Yes	Yes	Yes
		Water ballast — removal or reinstallation of flexible tanks	Yes	Yes	Yes
		Turbulator and sealing tapes — removal or reinstallation of approved sealing tapes and turbulator tapes	Yes	Yes	Yes
61	Propeller	Spinner — removal and reinstallation	n/a	Yes	Yes
71	Power plant installation	Removal or installation of power plant unit including engine and propeller	n/a	Yes	No
		Cowling — removal and reinstallation not requiring removal of propeller or disconnection of flight controls	n/a	Yes	Yes

ATA	Area	Task	SP	SSPS	SLPS/TMG
		Induction system — inspection and replacement of induction air filter	n/a	Yes	Yes
72	Engine	Chip detectors — removal, checking and reinstallation provided that the chip detector is of a non-electrically indicated self-sealing type	n/a	Yes	Yes
73	Engine fuel	Strainer or filter elements — cleaning and/or replacement	n/a	Yes	Yes
		Fuel — mixing of required oil into fuel	n/a	Yes	Yes
74	Ignition	Spark plugs — removal, cleaning, adjustment and reinstallation	n/a	Yes	Yes
75	Cooling	Coolant — replenishment of coolant fluid	n/a	Yes	Yes
76	Engine controls	Controls — minor adjustments of non-flight or propulsion controls whose operation is not critical for any flight phase	n/a	Yes	No
77	Engine-indicating system	Engine-indicating system — removal and replacement of self-contained instrument-panel-mounted indicators that have quick-release connectors and do not employ direct reading connections	n/a	Yes	Yes
79	Oil system	Strainer or filter elements — cleaning and/or replacement	n/a	Yes	Yes
		Oil — changing or replenishment of engine oil and gearbox fluid	n/a	Yes	Yes

Part D — PILOT-OWNER MAINTENANCE TASKS FOR BALLOONS/AIRSHIPS

Area and task	Hot-air airship	Hot-air balloon	Gas balloon
(A) ENVELOPE			
(1) Fabric repairs — excluding complete panels (as defined in, and in accordance with, the instructions issued by the TC holder or the declarant of a declaration of design compliance) not requiring load tape repair or replacement	Yes	Yes	NO
(2) Nose line — replacement	Yes	n/a	n/a
(3) Banners — fitment, replacement or repair (without sewing)	Yes	Yes	Yes
(4) Melting link (temperature flag) — replacement	Yes	Yes	n/a
(5) Temperature transmitter and temperature indication cables — removal or reinstallation	Yes	Yes	n/a
(6) Crown line — replacement (where permanently attached to the crown ring)	No	Yes	n/a
(7) Scoop or skirt — replacement or repair (including fasteners)	Yes	Yes	n/a
(B) BURNER			
(8) Burner — cleaning and lubrication	Yes	Yes	n/a
(9) Piezo igniters — adjustment	Yes	Yes	n/a
(10) Burner jets — cleaning and replacement	Yes	Yes	n/a
(11) Burner frame corner buffers — replacement or reinstallation	Yes	Yes	n/a

Area and task	Hot-air airship	Hot-air balloon	Gas balloon
(12) Burner valves — adjustment of closing valve not requiring special tools or test equipment	Yes	Yes	n/a
(13) Burner hoses – replacement of O-rings in the inlet connection	Yes	Yes	n/a
(C) BASKET AND GONDOLA			
(14) Basket/gondola frame trim — repair or replacement	Yes	Yes	Yes
(15) Basket/gondola runners (including wheels) — repair or replacement	Yes	Yes	Yes
(16) External rope handles — repair	Yes	Yes	Yes
(17) Seat covers, upholsteries and safety belts — replacement	Yes	Yes	Yes
(D) FUEL CYLINDER			
(18) Liquid valve — replacement of O-rings in the outlet	Yes	Yes	No
(E) INSTRUMENTS AND EQUIPMENT			
(19) Batteries — replacement of batteries for self-contained instruments and communication equipment	Yes	Yes	Yes
(20) Communication, navigation devices, instruments and/or equipment — removal and replacement of self-contained, instrument-panel-mounted communication devices with quick-disconnect connectors	Yes	Yes	Yes
(F) ENGINES			
(21) Cleaning and lubrication not requiring disassembly of other than non-structural items, such as cover plates, cowlings and fairings	Yes	n/a	n/a
(21) Cowling removal and refitment not requiring removal of the propeller	Yes	n/a	n/a
(22) Fuel and oil strainers and/or filter elements — removal, cleaning and/or replacement	Yes	n/a	n/a
(23) Batteries — replacement and servicing (excluding servicing of Ni-Cd batteries)	Yes	n/a	n/a
(24) Propeller spinner — removal and installation for inspection	Yes	n/a	n/a
(25) Power plant — removal or installation of power plant unit including engine and propeller	Yes	n/a	n/a
(26) Engine chip detectors — removal, checking and replacement	Yes	n/a	n/a
(27) Ignition spark plug — removal or installation and adjustment including gap clearance	Yes	n/a	n/a
(28) Coolant fluid — replenishment	Yes	n/a	n/a
(29) Engine controls — minor adjustments of non-flight or propulsion controls whose operation is not critical for any flight phase	Yes	n/a	n/a
(30) Engine instruments — removal and replacement	Yes	n/a	n/a
(31) Lubrication oil — changing or replenishment of engine oil and gearbox fluid	Yes	n/a	n/a
(32) Fuel lines — replacement of prefabricated hoses with self-sealing couplings	Yes	n/a	n/a
(33) Air filters (if installed) — removal, cleaning and replacement	Yes	n/a	n/a

Appendix III — Complex maintenance tasks not to be released by the Pilot-owner

Regulation (EU) 2020/270

All of the following constitutes the complex maintenance tasks which, according to Appendix II, shall not be carried out by the pilot-owner. Those tasks shall be released either by an approved maintenance organisation or by independent certifying staff:

- (a) the modification, repair or replacement by riveting, bonding, laminating, or welding of any of the following airframe parts:
 - (1) a box beam;
 - (2) a wing stringer or chord member;
 - (3) a spar;
 - (4) a spar flange;
 - (5) a member of a truss type beam;
 - (6) the web of a beam;
 - (7) a keel or chine member of a flying boat hull or a float;
 - (8) a corrugated sheet compression member in a wing or tail surface;
 - (9) a wing main rib;
 - (10) a wing or tail surface brace strut;
 - (11) an engine mount;
 - (12) a fuselage longeron or frame;
 - (13) a member of a side truss, horizontal truss or bulkhead;
 - (14) a seat support brace or bracket;
 - (15) a seat rail replacement;
 - (16) a landing-gear strut or brace strut;
 - (17) an axle;
 - (18) a wheel; and
 - (19) a ski or ski pedestal, excluding the replacement of a low-friction coating;
- (b) the modification or repair of any of the following parts:
 - (1) aircraft skin or the skin of an aircraft float if the work requires the use of a support, jig or fixture;
 - (2) aircraft skin that is subject to pressurisation loads if the damage to the skin measures more than 15 cm (6 in.) in any direction;
 - (3) a load-bearing part of a control system, including a control column, pedal, shaft, quadrant, bell crank, torque tube, control horn and forged or cast bracket, but excluding:
 - (i) the swaging of a repair splice or cable fitting; and
 - (ii) the replacement of a push-pull tube end fitting that is attached by riveting;

-
- (4) any other structure not listed in point (a) that a manufacturer has identified as primary structure in their maintenance manual, structural repair manual or instructions for continuing airworthiness;
 - (c) the performance of all of the following maintenance on a piston engine:
 - (1) dismantling and subsequent reassembling of a piston engine other than:
 - (i) to obtain access to the piston/cylinder assemblies; or
 - (ii) to remove the rear accessory cover to inspect and/or replace oil pump assemblies, where such work does not involve the removal and refitment of internal gears;
 - (2) dismantling and subsequent reassembling of reduction gears;
 - (3) welding and brazing of joints, other-than-minor weld repairs to exhaust units carried out by a suitably approved or authorised welder but excluding component replacement;
 - (4) the disturbing of individual parts of units which are supplied as bench-tested units except for the replacement or adjustment of items normally replaceable or adjustable in service;
 - (d) the balancing of a propeller, except:
 - (1) for the certification of static balancing where required by the maintenance manual; and
 - (2) dynamic balancing on installed propellers using electronic balancing equipment where permitted by the maintenance manual or other approved airworthiness data;
 - (e) any additional task that requires:
 - (1) specialised tooling, equipment or facilities; or
 - (2) significant coordination procedures because of the extensive duration of the tasks and the involvement of several persons.

Appendix IV — Airworthiness review certificate (EASA Form 15c)*Regulation (EU) 2021/700*

NOTE: persons and organisations performing the airworthiness review in combination with the 100-h/annual inspection may use the reverse side of this form in order to issue the CRS referred to in point ML.A.801 corresponding to the 100-h/annual inspection.

AIRWORTHINESS REVIEW CERTIFICATE (ARC) (for aircraft complying with Part-ML)

ARC reference:

Pursuant to Regulation (EU) 2018/1139 of the European Parliament and of the Council:

[NAME OF THE COMPETENT AUTHORITY]

hereby certifies that:

 ... it has performed an airworthiness review in accordance with Regulation (EU) No 1321/2014 on the following aircraft:

[or]

 ... the following new aircraft:

Aircraft manufacturer:Manufacturer's designation:

Aircraft registration:Aircraft serial number:

(and) is considered airworthy at the time of the review.

Date of issue: Date of expiry:

Airframe flight hours (FH) at date of review (*):

Signed: Authorisation No (if applicable):

[OR]

[NAME OF APPROVED ORGANISATION, ADDRESS and APPROVAL REFERENCE] (**)

[or]

[FULL NAME OF THE CERTIFYING STAFF AND PART-66 LICENCE NUMBER (OR NATIONAL EQUIVALENT)] (**)

hereby certifies that it has performed an airworthiness review in accordance with Regulation (EU) No 1321/2014 on the following aircraft:

Aircraft manufacturer:Manufacturer's designation:

Aircraft registration:Aircraft serial number:

(and) is considered airworthy at the time of the review.

Date of issue: Date of expiry:

Airframe flight hours (FH) at date of review (*):

Signed: Authorisation No (if applicable):

=====

1st Extension: The aircraft complies with the conditions of point [ML.A.901\(c\)](#) of Annex Vb (Part-ML)
Date of issue: Date of expiry:
Airframe flight Hours (FH) at date of issue (*):
Signed: Authorisation No:
Company name: Approval reference:

=====

2nd Extension: The aircraft complies with the conditions of point [ML.A.901\(c\)](#) of Annex Vb (Part-ML)
Date of issue: Date of expiry:
Airframe flight hours (FH) at date of issue (*):
Signed: Authorisation No:
Company name: Approval reference:

(*) except for balloons and airships

(**) The issuer of the Form can tailor it to his need by deleting the name, the certifying statement, the reference to the subject aircraft and the issuance details that are not relevant for his use.

EASA Form 15c, Issue 4

ANNEX Vc (PART-CAMO)

GENERAL

GM1 to Annex Vc (Part-CAMO) Definitions

ED Decision 2022/011/R

For the purpose of the AMC & GM to Part-CAMO, the following definitions are used:

Audit	<p>refers to a systematic, independent, and documented process for obtaining evidence, and evaluating it objectively to determine the extent to which requirements are complied with.</p> <p>Note: Audits may include inspections.</p>
Alternative means of compliance (AltMoC)	<p>are those means that propose an alternative to an existing AMC or those that propose new means to establish compliance with Regulation (EU) 2018/1139 and its delegated and implementing acts for which no associated AMC have been adopted by the Agency.</p>
Assessment	<p>in the context of management system performance monitoring, continuous improvement and oversight, refers to a planned and documented activity performed by competent personnel to evaluate and analyse the achieved level of performance and maturity in relation to the organisation's policy and objectives.</p> <p>Note: An assessment focuses on desirable outcomes and the overall performance, looking at the organisation as a whole. The main objective of the assessment is to identify the strengths and weaknesses to drive continual improvement.</p> <p>Remark: For 'risk assessment', please refer to the definition below.</p>
Base maintenance	<p>Ref. AMC1 145.A.10</p>
Competency	<p>is a combination of individual skills, practical and theoretical knowledge, attitudes, training, and experience.</p>
Correction	<p>is the action to eliminate a detected non-compliance.</p>
Corrective action	<p>is the action to eliminate or mitigate the root cause(s) and prevent the recurrence of an existing detected non-compliance, or other undesirable conditions or situations. Proper determination of the root cause(s) is crucial for defining effective corrective actions to prevent reoccurrence.</p>
Error	<p>is an action or inaction by a person that may lead to deviations from accepted procedures or regulations.</p> <p>Note: Errors are often associated with occasions where a planned sequence of mental or physical activities either fails to achieve its intended outcome, or is not appropriate with regard to the intended outcome, and when results cannot be attributed purely to chance.</p>
Hazard	<p>is a condition or an object with the potential to cause or contribute to an aircraft incident or accident.</p>
Human factors	<p>is anything that affects human performance, which means principles that apply to aeronautical activities, and which seek safe interface between the human and other system components by proper consideration of human performance.</p>

Human performance	refers to human capabilities and limitations which have an impact on the safety and efficiency of aeronautical activities.
Inspection	<p>in the context of compliance monitoring and oversight, refers to an independent documented conformity evaluation by observation and judgement accompanied, as appropriate, by measurement, testing or gauging, in order to verify compliance with applicable requirements.</p> <p>Note: Inspection may be part of an audit (e.g. product audit), but may also be conducted outside the normal audit plan; for example, to verify closure of a particular finding.</p>
Just Culture	Ref. Regulation (EU) No 376/2014, Article 2.
Line maintenance	Ref. AMC1 145.A.10
Near-miss	<p>is an event in which an occurrence to be mandatorily reported according to Regulation (EU) No 376/2014 was narrowly averted or avoided.</p> <p>Example: A CAMO staff on rechecking his/her work at the end of a task realises that an AD, AWL, CMR task was not properly processed (for instance, in the AMP or continuing airworthiness record system) which would have led to a situation that the AD/AWL/CMR would not have been performed on time on the affected (fleet of) aircraft.</p>
Organisational factor	is a condition that affects the effectiveness of safety risk controls, related to the culture, policies, processes, resources, and workplace of an organisation.
Oversight planning cycle	refers to the time frame within which all areas of the approval and all processes should be reviewed by the competent authority by means of audits and inspections.
Oversight programme	refers to the detailed oversight schedule that defines the number of audits and inspections, the scope and duration of each audit and inspection, including details of product audits and locations, as appropriate, to be performed by the competent authority, and the tentative time frame for performing each audit and inspection.
Post holder	means the person nominated in accordance with point CAMO.A.305(b)(2) .
Preventive action	is the action to eliminate the cause of a potential non-compliance, or other undesirable potential situation.
Risk assessment	is an evaluation based on engineering and operational judgement and/or analysis methods in order to establish whether the achieved or perceived risk is acceptable or tolerable.
Safety Culture	is an enduring set of values, norms, attitudes, and practices within an organisation concerned with minimising the exposure of the workforce and the general public to dangerous or hazardous conditions. In a positive safety culture, a shared concern for, commitment to, and accountability for safety is promoted.
Safety risk	refers to the predicted probability and severity of the consequences or outcomes of a hazard.
Safety training	<p>refers to dedicated training to support safety management policies and processes, including human factors training.</p> <p>Note: The main purpose of the safety training programme is to ensure that personnel at all levels of the organisation maintain their competency to fulfil their roles safely. Safety training should, in particular, consider the safety knowledge derived from hazard identification and risk management processes, and support the fostering of a positive safety culture.</p>

	Note: Safety management training refers to specific training for the staff involved in safety management functions in accordance with point CAMO.A.305(a)(5) or CAMO.A.200(a)(3)
Working days	refer to days between and including Monday to Friday not including public holidays.

SECTION A — ORGANISATION REQUIREMENTS

CAMO.A.005 Scope

Regulation (EU) 2019/1383

This Section establishes the requirements to be met by an organisation to qualify for the issue or continuation of a certificate for the management of continuing airworthiness of an aircraft and of components for installation.

CAMO.A.105 Competent authority

Regulation (EU) 2022/410

For the purpose of this Annex, the competent authority shall be:

- (a) for organisations having their principal place of business in a territory for which a Member State is responsible under the Chicago Convention, one of the following:
 - (i) the authority designated by that Member State where that organisation's principal place of business is located, if the approval is not included in an air operator certificate or if the CAMO is contracted in accordance with [M.A.201\(ea\)](#);
 - (ii) the authority designated by the Member State of the operator, if the approval is included in an air operator certificate;
 - (iii) the authority designated by a Member State other than (i) or (ii), if the responsibility has been reallocated to that Member State in accordance with Article 64 of Regulation (EU) 2018/1139;
 - (iv) the Agency if the responsibility has been reallocated to the Agency in accordance with Articles 64 or 65 of Regulation (EU) 2018/1139;
- (b) the Agency if the organisation's principal place of business is located outside a territory for which a Member State is responsible under the Chicago Convention.

CAMO.A.115 Application for an organisation certificate

Regulation (EU) 2019/1383

- (a) The application for a certificate or an amendment to an existing certificate in accordance with this Annex shall be made in a form and manner established by the competent authority, taking into account the applicable requirements of [Annex I \(Part-M\)](#), [Annex Vb \(Part-ML\)](#) and this Annex.
- (b) Applicants for an initial certificate pursuant to this Annex shall provide the competent authority with:
 - (1) the results of a pre-audit performed by the organisation against the applicable requirements provided for in [Annex I \(Part-M\)](#), [Annex Vb \(Part-ML\)](#) and this Annex;
 - (2) documentation demonstrating how they will comply with the requirements established in this Regulation.

Such documentation shall include, as provided for in point [CAMO.A.130](#), a procedure describing how changes not requiring prior approval will be managed and notified to the competent authority.

AMC1 CAMO.A.115 Application for an organisation certificate

ED Decision 2020/002/R

An application should be made on an EASA Form 2 ([Appendix I to AMC1 CAMO.A.115](#)) or an equivalent form that is acceptable to the competent authority.

EASA Form 2 is also valid for application for other types of organisations pursuant to Regulation (EU) No 1321/2014. Organisations that apply for several certificates may do so using a single EASA Form 2.

AMC2 CAMO.A.115 Application for an organisation certificate

ED Decision 2020/002/R

GENERAL

- (a) Draft documents should be submitted at the earliest opportunity so that assessment of the application can begin. The initial certification or approval of changes cannot take place until the competent authority has received the completed documents.
- (b) This information, including the results of the pre-audit specified in point [CAMO.A.115\(b\)\(1\)](#), will enable the competent authority to conduct its assessment in order to determine the volume of certification and oversight work that is necessary, and the locations where it will be carried out.
- (c) The intent of the internal pre-audit referred to in point [CAMO.A.115\(b\)\(1\)](#) is to ensure that the organisation has internally verified its compliance with the Regulation. This should allow the organisation to demonstrate to the competent authority the extent to which the applicable requirements are complied with, and to provide assurance that the organisation management system is established to a level that is sufficient to perform continuing airworthiness management activities.

GM1 CAMO.A.115(b) Application for an organisation certificate

ED Decision 2020/002/R

PROCEDURE FOR CHANGES NOT REQUIRING PRIOR APPROVAL

The procedure for changes not requiring prior approval should include, as mentioned in point [CAMO.A.300\(a\)\(11\)\(iv\)](#), both the scope of those changes and how they will be managed and notified. For applicants for an initial certificate, the scope may be limited by the competent authority for the first period of operation. An extension of such a limited scope may be considered later; see [GM1 CAMO.A.130](#).

AMC1 CAMO.A.115(b)(2) Application for an organisation certificate

ED Decision 2022/017/R

DOCUMENTATION FOR DEMONSTRATION OF COMPLIANCE

- (a) Documentation to be provided to the competent authority in the frame of an application for an initial Part-CAMO certificate should include, as a minimum, the continuing airworthiness management exposition (CAME), containing in particular:
 - for CAT, commercial specialised operations and commercial ATO/DTO operations, the description of the aircraft technical log system;
 - the technical content of the contract between the CAMO and the organisation subcontracted to carry out continuing airworthiness management tasks, when such arrangement exists.

- (b) Upon request by the competent authority, the CAMO should be able to demonstrate that arrangements are in place for all base and scheduled line maintenance for an appropriate period of time.
- (c) When point [M.A.201\(ea\)](#) is applied, the continuing airworthiness management contract with the operator(s) in accordance with [Appendix I to Annex I \(Part-M\)](#) to Regulation (EU) No 1321/2014 should be submitted together with the CAME.

CAMO.A.120 Means of compliance

Regulation (EU) 2019/1383

- (a) Alternative means of compliance to the AMC adopted by the Agency may be used by an organisation to establish compliance with Regulation (EU) 2018/1139 and its delegated and implementing acts.
- (b) When an organisation wishes to use an alternative means of compliance, it shall, prior to using it, provide the competent authority with a full description of the alternative means of compliance. The description shall include any revisions to manuals or procedures that may be relevant, as well as an assessment demonstrating compliance with Regulation (EU) 2018/1139 and its delegated and implementing acts.

The organisation may use these alternative means of compliance subject to prior approval by the competent authority, and upon receipt of the notification as provided for in point [CAMO.B.120](#).

CAMO.A.125 Terms of approval and privileges of the organisation

Regulation (EU) 2022/410

- (a) The approval is indicated on the certificate, which is included in Appendix I, and is issued by the competent authority.
- (b) Notwithstanding point (a), for air carriers licensed in accordance with Regulation (EC) No 1008/2008, the approval shall be part of the air operator certificate issued by the competent authority for the aircraft operated except when, in accordance with point [M.A.201\(ea\)](#) of Annex I (Part-M), the CAMO is contracted by operators forming part of a single air carrier business grouping.
- (c) The scope of work shall be specified in the continuing airworthiness management exposition (CAME) in accordance with point [CAMO.A.300](#).
- (d) An organisation approved in accordance with this Annex may:
 - (1) manage the continuing airworthiness of aircraft, except those used by air carriers licensed in accordance with Regulation (EC) No 1008/2008, as listed on the certificate;
 - (2) manage the continuing airworthiness of aircraft used by air carriers licensed in accordance with Regulation (EC) No 1008/2008, when listed both on its certificate and on the air operator certificate or when [M.A.201\(ea\)](#) applies;
 - (3) arrange to carry out limited continuing airworthiness tasks with any subcontracted organisation, working under its management system, as listed on the certificate;
 - (4) extend an airworthiness review certificate under the conditions of point [M.A.901\(f\)](#) of Annex I (Part-M) or point [ML.A.901\(c\)](#) of Annex Vb (Part-ML), as applicable.

- (5) Approve the AMP, in accordance with point (b)(2) of point [ML.A.302](#), for aircraft managed in accordance with Annex Vb (Part-ML).
- (e) An organisation approved in accordance with this Annex and having its principal place of business in one of the Member States, may additionally be approved to carry out airworthiness reviews in accordance with point [M.A.901](#) of Annex I (Part-M) or point [ML.A.903](#) of Annex Vb (Part-ML) as applicable, and:
- (1) issue the related airworthiness review certificate and extend it in due time under the conditions of point [M.A.901\(c\)\(2\)](#) and point [M.A.901\(e\)\(2\)](#) of Annex I (Part-M) or point [ML.A.901\(c\)](#) of Annex Vb (Part-ML), as applicable;
 - (2) issue a recommendation for the airworthiness review to the competent authority of the Member State of registry, under the conditions of point (d) of point [M.A.901](#) or point (b) of point [M.A.904](#) of Annex I (Part-M).
- (f) An organisation holding the privileges referred to in point (e) may additionally be approved to issue a permit to fly in accordance with point (d) of point 21.A.711 of Annex I (Part-21) to Regulation (EU) No 748/2012 for the particular aircraft for which the organisation is approved to issue the airworthiness review certificate, when the organisation is attesting conformity with approved flight conditions, subject to an adequate procedure in the CAME referred to in point [CAMO.A.300](#).

AMC1 CAMO.A.125(d)(3) Terms of approval and privileges

ED Decision 2020/002/R

SUBCONTRACTING OF CONTINUING AIRWORTHINESS TASKS

- (a) The CAMO may subcontract certain continuing airworthiness management tasks to qualified organisations. The subcontracted organisation performs the continuing airworthiness management tasks as an integral part of the CAMO's management system, irrespective of any other approval held by the subcontracted organisation (including CAMO or Part-145 approval).
- (b) The CAMO remains accountable for the satisfactory completion of the continuing airworthiness management tasks irrespective of any contract that may be established.
- (c) In order to fulfil this responsibility, the CAMO should be satisfied that the actions taken by the subcontracted organisation meet the standards required by Part-CAMO. Therefore, the CAMO management of such activities should be accomplished:
- (1) by active control through direct involvement; and/or
 - (2) by endorsing the recommendations made by the subcontracted organisation.
- (d) In order to retain ultimate responsibility, the CAMO should limit subcontracted tasks to the activities specified below:
- (1) airworthiness directive analysis and planning;
 - (2) service bulletin analysis;
 - (3) planning of maintenance;
 - (4) reliability monitoring, engine health monitoring;
 - (5) maintenance programme development and amendments;
 - (6) any other activities, which do not limit the CAMO responsibilities, as agreed by the competent authority.

- (e) The CAMO's controls associated with subcontracted continuing airworthiness management tasks should be reflected in the associated contract and be in accordance with the CAMO policy and procedures defined in the CAME. When such tasks are subcontracted, the management system is considered to be extended to the subcontracted organisations.
- (f) With the exception of engines and auxiliary power units, contracts would normally be limited to one organisation per aircraft type for any combination of the activities described in Appendix II. Where contracts are made with more than one organisation, the CAMO should demonstrate that adequate coordination controls are in place and that the individuals' responsibilities are clearly defined in the related contracts.
- (g) Contracts should not authorise the subcontracted organisation to subcontract to other organisations elements of the continuing airworthiness management tasks.
- (h) The competent authority should exercise oversight of the subcontracted activities through the CAMO approval. The contracts should be acceptable to the competent authority. The CAMO should only subcontract to organisations which are specified by the competent authority on [EASA Form 14](#).
- (i) The subcontracted organisation should agree to notify the CAMO of any changes affecting the contract as soon as practical. The CAMO should then inform its competent authority. Failure to do so may invalidate the competent authority's acceptance of the contract.
- (j) [Appendix II to AMC1 CAMO.A.125\(d\)\(3\)](#) provides information on the subcontracting of continuing airworthiness management tasks.

GM1 CAMO.A.125(e) Terms of approval and privileges

ED Decision 2020/002/R

- (a) An organisation may be approved for the privileges of point [CAMO.A.125\(d\)](#) only, without the privilege to carry out airworthiness reviews. In this case, the airworthiness review can be contracted to another appropriately approved organisation. It is not mandatory that this contracted organisation is linked to an AOC holder, and it is possible to contract an appropriately approved independent CAMO which is approved for the same aircraft type.
- (b) In order to be approved for the privileges of point [CAMO.A.125\(e\)](#) for a particular aircraft type, it is necessary to be approved for the privileges of point [CAMO.A.125\(d\)](#) for that aircraft type.
- (c) Nevertheless, this does not necessarily mean that the organisation needs to be currently managing an aircraft type in order to be able to perform airworthiness reviews on that aircraft type. The organisation may be performing only airworthiness reviews on an aircraft type without having any customer under contract for that type.
- (d) Furthermore, this situation should not necessarily lead to the removal of the aircraft type from the organisation approval. As a matter of fact, since in most cases the airworthiness review staff are not involved in continuing airworthiness management activities, it cannot be argued that these airworthiness review staff are going to lose their skills just because the organisation is not managing a particular aircraft type. The important issue in relation to maintaining a particular aircraft type in the organisation approval is whether the organisation continuously fulfils all the Part-CAMO requirements (facilities, documentation, qualified personnel, management system, etc.) required for initial approval.

GM1 CAMO.A.125(f) Terms of approval and privileges

ED Decision 2020/002/R

The sentence ‘for the particular aircraft for which the organisation is approved to issue the airworthiness review certificate’ contained in point [CAMO.A.125\(f\)](#) means that:

- for Part-M aircraft used by air carriers licensed in accordance with Regulation (EC) No 1008/2008, and for aircraft above 2 730 kg MTOM, the permit to fly can only be issued for aircraft which are in a controlled environment and are managed by that CAMO; and
- for Part-M aircraft of 2 730 kg MTOM and below not used by air carriers licensed in accordance with Regulation (EC) No 1008/2008, and for Part-ML aircraft, the permit to fly can be issued for any aircraft.

CAMO.A.130 Changes to the organisation

Regulation (EU) 2019/1383

- (a) The following changes to the organisation shall require prior approval:
- (1) changes that affect the scope of the certificate or the terms of approval of the organisation;
 - (2) changes to personnel nominated in accordance with points (a)(3) to (a)(5) and (b)(2) of point [CAMO.A.305](#);
 - (3) changes to the reporting lines between the personnel nominated in accordance with points (a)(3) to (a)(5) and (b)(2) of point CAMO.A.305, and the accountable manager;
 - (4) the procedure as regards changes not requiring prior approval referred to in point (c).
- (b) For any changes requiring prior approval in accordance with Regulation (EU) 2018/1139 and its delegated and implementing acts, the organisation shall apply for and obtain an approval issued by the competent authority. The application shall be submitted before any such change takes place, in order to enable the competent authority to determine continued compliance with Regulation (EU) 2018/1139 and its delegated and implementing acts and to amend, if necessary, the organisation certificate and related terms of approval attached to it.

The organisation shall provide the competent authority with any relevant documentation.

The change shall only be implemented upon receipt of formal approval by the competent authority in accordance with point [CAMO.B.330](#).

The organisation shall operate under the conditions established by the competent authority during such changes, as applicable.

- (c) All changes not requiring prior approval shall be managed and notified to the competent authority as defined in the procedure referred to in point (b) of point [CAMO.A.115](#) and approved by the competent authority in accordance with point (h) of point [CAMO.B.310](#).

AMC1 CAMO.A.130 Changes to the organisation

ED Decision 2020/002/R

APPLICATION TIME FRAMES

- (a) The application for the amendment of an organisation certificate should be submitted at least 30 working days before the date of the intended changes.

- (b) In the case of a planned change of a nominated person, the organisation should inform the competent authority at least 20 working days before the date of the proposed change.
- (c) Unforeseen changes should be notified at the earliest opportunity, in order to enable the competent authority to determine whether there is continued compliance with the applicable requirements, and to amend, if necessary, the organisation certificate and related terms of approval.

AMC2 CAMO.A.130 Changes to the organisation

ED Decision 2020/002/R

MANAGEMENT OF CHANGES

The organisation should manage the safety risks related to any changes to the organisation in accordance with [AMC1 CAMO.A.200\(a\)\(3\)](#) point (e). For changes requiring prior approval, it should conduct a risk assessment and provide it to the competent authority upon request.

GM1 CAMO.A.130 Changes to the organisation

ED Decision 2020/002/R

CHANGES REQUIRING OR NOT REQUIRING PRIOR APPROVAL

The rule point [CAMO.A.130](#) is structured as follows:

- Point (a) introduces an obligation of prior approval (by the competent authority) for specific cases listed under (1) to (4).
- Point (b) address all instances (including (a)) where the Regulation explicitly requires an approval by the competent authority (e.g. CAME procedure for the completion of an airworthiness review under supervision, ref. [CAMO.A.310\(c\)](#)). Changes relevant to these instances should be considered as changes requiring a prior approval (see list in [GM1 CAMO.A.130\(b\)](#)), unless otherwise specified by the Regulation.
- Point (b) also indicates how all changes requiring prior approval are to be handled.
- Point (c) introduces the possibility to agree with the competent authority that certain changes to the organisation (other than those covered by (a) or (b)) can be implemented without prior approval depending on the compliance and safety performance of the organisation, and in particular, on its capability to apply change management principles.

GM1 CAMO.A.130(a)(1) Changes to the organisation

ED Decision 2022/017/R

CHANGES THAT AFFECT THE SCOPE OF THE CERTIFICATE OR THE TERMS OF APPROVAL

Typical examples of such changes are listed below (not exhaustive):

- (1) the name of the organisation;
- (2) the organisation's principal place of business;
- (3) additional aircraft type/series/group;
- (4) the accountable manager referred to in point [CAMO.A.305\(a\)](#);
- (5) additional subcontracted organisation;

- (6) contracts between the CAMO and operators forming part of a single air carrier business grouping, in accordance with point [M.A.201\(ea\)](#).

GM2 CAMO.A.130(a)(1) Changes to the organisation

ED Decision 2020/002/R

CHANGE OF THE NAME OF THE ORGANISATION

A change of the name requires the organisation to submit a new application as a matter of urgency.

If this is the only change to report, the new application can be accompanied by a copy of the documentation that was previously submitted to the competent authority under the previous name, as a means of demonstrating how the organisation complies with the applicable requirements.

GM1 CAMO.A.130(b) Changes to the organisation

ED Decision 2020/002/R

CHANGES REQUIRING PRIOR APPROVAL (OTHER THAN THOSE COVERED BY CAMO.A.130(a))

Following are some examples of changes that require prior approval by the competent authority (other than covered by point [CAMO.A.130\(a\)](#)), as specified in the applicable implementing rules:

- (a) changes to the alternative means of compliance [[CAMO.A.120\(b\)](#)]
- (b) changes to the CAME procedure for the completion of an airworthiness review under supervision of the organisation's authorised airworthiness review staff (ARS) [[CAMO.A.310\(c\)](#)]
- (c) changes to the procedure to establish and control the competency of personnel [[CAMO.A.305\(g\)](#)]
- (d) changes to the system for reporting to the competent authority on the safety performance and regulatory compliance of the organisation (in the case of an extension beyond 36 months of the oversight planning cycle) [[CAMO.B.305\(d\)](#)]
- (e) changes to the procedure for the indirect approval of the maintenance programme of Part-M aircraft [[M.A.302\(c\)](#)]

CAMO.A.135 Continued validity

Regulation (EU) 2022/410

- (a) The organisation's certificate shall remain valid subject to compliance with all of the following conditions:
 - (1) the organisation remaining in compliance with Regulation (EU) 2018/1139 and its delegated and implementing acts, taking into account the provisions related to the handling of findings as specified under point [CAMO.B.350](#);
 - (2) the competent authority being granted access to the organisation as specified in point [CAMO.A.140](#);
 - (3) the certificate not being surrendered or revoked.
- (b) For air carriers licensed in accordance with Regulation (EC) No 1008/2008, termination, suspension or revocation of the air operator certificate automatically invalidates the organisation certificate in relation to the aircraft registrations specified in the air operator certificate, unless otherwise explicitly stated by the competent authority.

- (c) Notwithstanding point (b), when the CAMO is contracted by operators forming part of a single air carrier business grouping in accordance with point [M.A.201\(ea\)](#) of Annex I (Part-M), the termination, suspension or revocation of the air operator certificate does not automatically invalidate the CAMO's certificate. In this case, the contract in accordance with [Appendix I to Annex I \(Part-M\)](#) to this Regulation becomes void.
- (d) Upon revocation or surrender, the organisation certificate shall be returned to the competent authority without delay.

CAMO.A.140 Access

Regulation (EU) 2019/1383

For the purpose of determining compliance with the relevant requirements of Regulation (EU) 2018/1139 and its delegated and implementing acts, the organisation shall grant access at any time to any facility, aircraft, document, records, data, procedures or any other material relevant to its activity subject to certification, whether it is contracted/subcontracted or not, to any person authorised by one of the following authorities:

- (a) the competent authority defined in point [CAMO.A.105](#);
- (b) the authority acting under the provisions of point (d) of point CAMO.B.300 or point (e) of point [CAMO.B.300](#).

CAMO.A.150 Findings

Regulation (EU) 2019/1383

- (a) After receipt of notification of findings according to point [CAMO.B.350](#), the organisation shall:
 - (1) identify the root cause or causes of and contributing factors to the non-compliance;
 - (2) define a corrective action plan;
 - (3) demonstrate corrective action implementation to the satisfaction of the competent authority.
- (b) Actions referred to in points (a)(1), (a)(2) and (a)(3) shall be performed within the period agreed with that competent authority as defined in point CAMO.B.350.

AMC1 CAMO.A.150 Findings

ED Decision 2020/002/R

GENERAL

The action plan defined by the organisation should address the effects of the non-compliance, as well as its root cause(s) and contributing factor(s).

Depending on the issues, the action plan should address correction/containment of the issue, corrective action and preventive action.

AMC2 CAMO.A.150 Findings

ED Decision 2022/017/R

FINDINGS RELATED TO THE CAMO'S MANAGEMENT SYSTEM THAT IS HARMONISED WITH THE MANAGEMENT SYSTEM OF ANOTHER APPROVED ORGANISATION

If a finding that is raised by the competent authority (or non-compliance that is detected by the compliance monitoring function) affects the harmonisation of the management system of the CAMO with the management system of the contracting operator(s), which is required by point [M.A.201\(ea\)](#), the CAMO should inform the operator(s) to ensure that proper actions are taken within the group. The CAMO and operator(s) should agree on the appropriate channel for such communication.

If the group use common standards to facilitate the harmonisation of the organisations' management systems, the CAMO should inform the group management board or similar group governance body.

GM1 CAMO.A.150 Findings

ED Decision 2020/002/R

CAUSAL ANALYSIS

(a) It is important that the analysis does not primarily focus on establishing who or what caused the non-compliance, but on why it was caused. Establishing the root cause or causes of a non-compliance often requires an overarching view of the events and circumstances that led to it, to identify all the possible systemic and contributing factors (regulatory, human factors (HF), organisational factors, technical, etc.) in addition to the direct factors.

(b) A narrow focus on single events or failures, or the use of a simple, linear model, such as a fault tree, to identify the chain of events that led to the non-compliance, may not properly reflect the complexity of the issue, and therefore there is a risk that important factors that must be addressed in order to prevent a reoccurrence will be ignored.

Such an inappropriate or partial causal analysis often leads to defining 'quick fixes' that only address the symptoms of the non-conformity. A peer review of the results of the causal analysis may increase its reliability and objectivity.

(c) A system description of the organisation that considers the organisational structures, processes and their interfaces, procedures, staff, equipment, facilities and the environment in which the organisation operates, will support both effective causal (reactive) and hazard (proactive) analyses.

CAMO.A.155 Immediate reaction to a safety problem

Regulation (EU) 2019/1383

The organisation shall implement:

- (a) any safety measures mandated by the competent authority in accordance with point [CAMO.B.135](#);
- (b) any relevant mandatory safety information issued by the Agency.

CAMO.A.160 Occurrence reporting

Regulation (EU) 2022/1360

- (a) As part of its management system the organisation shall implement an occurrence reporting system that meets the requirements defined in Regulation (EU) No 376/2014 and Implementing Regulation (EU) 2015/1018¹.
- (b) Without prejudice to point (a), the organisation shall ensure that any incident, malfunction, technical defect, exceeding of technical limitations, occurrence that would highlight inaccurate, incomplete or ambiguous information contained in data established in accordance with Annex I (Part 21) or, as applicable, Annex Ib (Part 21 Light) to Regulation (EU) No 748/2012 or other irregular circumstance that has or may have endangered the safe operation of the aircraft and that has not resulted in an accident or serious incident are reported to the competent authority and to the organisation responsible for the design of the aircraft.
- (c) Without prejudice to Regulation (EU) No 376/2014 and Implementing Regulation (EU) 2015/1018, the reports referred to in points (a) and (b) shall be made in a form and manner established by the competent authority and shall contain all pertinent information about the condition known to the organisation.
- (d) Reports shall be made as soon as possible, but in any case within 72 hours of the organisation identifying the condition to which the report relates, unless exceptional circumstances prevent this.
- (e) Where relevant, the organisation shall produce a follow-up report to provide details of actions it intends to take to prevent similar occurrences in the future, as soon as these actions have been identified. This report shall be produced in a form and manner established by the competent authority.

AMC1 CAMO.A.160 Occurrence reporting

ED Decision 2020/002/R

GENERAL

- (a) Where the organisation holds one or more additional organisation certificates within the scope of Regulation (EU) 2018/1139 and its delegated and implementing acts:
 - (1) the organisation may establish an integrated occurrence reporting system covering all certificate(s) held; and
 - (2) single reports for occurrences should only be provided if the following conditions are met:
 - (i) the report includes all relevant information from the perspective of the different organisation certificates held;
 - (ii) the report addresses all relevant specific mandatory data fields and clearly identifies all certificate holders for which the report is made;
 - (iii) the competent authority for all certificates is the same and such single reporting was agreed with that competent authority.

¹ Regulation (EU) 2015/1018 of 29 June 2015 laying down a list classifying occurrences in civil aviation to be mandatorily reported according to Regulation (EU) No 376/2014 of the European Parliament and of the Council (OJ L163, 30.06.2015, p. 1).

- (b) The organisation should assign responsibility to one or more suitably qualified persons with clearly defined authority, for coordinating action on airworthiness occurrences and for initiating any necessary further investigation and follow-up activity.
- (c) If more than one person are assigned such responsibility, the organisation should identify a single person to act as the main focal point for ensuring a single reporting channel is established with the accountable manager. This should in particular apply to organisations holding one or more additional organisation certificates within the scope of Regulation (EU) 2018/1139 and its delegated and implementing acts where the occurrence reporting system is fully integrated with that required under the additional certificate(s) held.

AMC2 CAMO.A.160 Occurrence reporting

ED Decision 2023/013/R

The organisation should share relevant safety-related occurrence reports with the design approval holder or the declarant of a declaration of design compliance of the aircraft in order to enable it to issue appropriate service instructions and recommendations to all owners or operators. Liaison with the design approval holder or the declarant of a declaration of design compliance is recommended to establish whether published or proposed service information will resolve a problem or to obtain a solution to a particular problem.

GM1 CAMO.A.160 Occurrence reporting

ED Decision 2020/002/R

MANDATORY REPORTING – GENERAL

- (a) For organisations having their principal place of business in a Member State, Regulation (EU) 2015/1018 lays down a list classifying occurrences in civil aviation to be mandatorily reported. This list should not be understood as being an exhaustive collection of all issues that may pose a significant risk to aviation safety and therefore reporting should not be limited to items listed in that Regulation.
- (b) AMC-20 ‘General Acceptable Means of Compliance for Airworthiness of Products, Parts and Appliances’ provides further details on occurrence reporting (AMC 20-8).

GM1 CAMO.A.160(b) Occurrence reporting

ED Decision 2023/013/R

DESIGN APPROVAL HOLDER OR DECLARANT OF A DECLARATION OF DESIGN COMPLIANCE

Depending on the case, the ‘organisation responsible for the design of the aircraft’ will be the holder of a type -certificate, a restricted type -certificate, a supplemental type -certificate, a European Technical Standard Order (ETSO) authorisation, an approval for a repair or a change to the type design or any other relevant approval or authorisation or declaration of compliance for products, parts and appliances deemed to have been issued or submitted under Commission Regulation (EU) No 748/2012.

CAMO.A.200 Management system

Regulation (EU) 2022/410

- (a) The organisation shall establish, implement, and maintain a management system that includes:
- (1) clearly defined lines of responsibility and accountability throughout the organisation, including a direct safety accountability of the accountable manager;
 - (2) a description of the overall philosophies and principles of the organisation with regard to safety, referred to as the safety policy;
 - (3) the identification of aviation safety hazards entailed by the activities of the organisation, their evaluation and the management of associated risks, including taking actions to mitigate the risks and verify their effectiveness;
 - (4) maintaining personnel trained and competent to perform their tasks;
 - (5) documentation of all management system key processes, including a process for making personnel aware of their responsibilities and the procedure for amending this documentation;
 - (6) a function to monitor compliance of the organisation with the relevant requirements. Compliance monitoring shall include a feedback system of findings to the accountable manager to ensure effective implementation of corrective actions as necessary;
 - (7) any additional requirements that are laid down in this Regulation.
- (b) The management system shall correspond to the size of the organisation and the nature and complexity of its activities, taking into account the hazards and associated risks inherent in these activities.
- (c) Where the organisation holds one or more additional organisation certificates within the scope of Regulation (EU) 2018/1139 and its delegated and implementing acts, the management system may be integrated with that required under the additional certificate(s) held.
- (d) Notwithstanding point (c), for air carriers licensed in accordance with Regulation (EC) No 1008/2008, the management system provided for in this Annex shall be an integrated part of the operator's management system.
- (e) When, in accordance with point [M.A.201\(ea\)](#) of Annex I (Part-M), a contract is concluded between a CAMO and operators forming part of a single air carrier business grouping, the CAMO shall ensure that its management system is harmonised with the management systems of the operators forming part of that business grouping.

GM1 CAMO.A.200 Management system

ED Decision 2020/002/R

GENERAL

Safety management seeks to proactively identify hazards and to mitigate the related safety risks before they result in aviation accidents and incidents. Safety management enables an organisation to manage its activities in a more systematic and focused manner. When an organisation has a clear understanding of its role and contribution to aviation safety, it can prioritise safety risks and more effectively manage its resources and obtain optimal results.

The principles of the requirements in points [CAMO.A.200](#), [CAMO.A.202](#), [CAMO.A.205](#) and the related AMC constitute the EU management system framework for aviation safety management. This framework addresses the core elements of the ICAO safety management system (SMS) framework

defined in Appendix 2 to Annex 19, and it promotes an integrated approach to the management of an organisation. It facilitates the introduction of the additional safety management components, building upon the existing management system, rather than adding them as a separate framework.

This approach is intended to encourage organisations to embed safety management and risk-based decision-making into all their activities, instead of superimposing another system onto their existing management system and governance structure. In addition, if the organisation holds multiple organisation certificates within the scope of Regulation (EU) 2018/1139, it may choose to implement a single management system to cover all of its activities. An integrated management system may not only be used to capture multiple certification requirements, but also to cover other business management systems such as security, occupational health and environmental management systems. Integration will remove any duplication and exploit synergies by managing safety risks across multiple activities. Organisations may determine the best means to structure their management systems to suit their business and organisational needs.

The core part of the management system framework ([CAMO.A.200](#)) focuses on what is essential for safety management, by mandating the organisation to:

- (a) clearly define accountabilities and responsibilities;
- (b) establish a safety policy and the related safety objectives;
- (c) implement safety reporting procedures in line with just culture principles;
- (d) ensure the identification of aviation safety hazards entailed by its activities, ensure their evaluation, and the management of associated risks, including:
 - (1) taking actions to mitigate the risks;
 - (2) verifying the effectiveness of the actions taken to mitigate the risks;
- (e) monitor compliance, while considering any additional requirements that are applicable to the organisation;
- (f) keep their personnel trained, competent, and informed about significant safety issues; and
- (g) document all the key management system processes.

Compared to the previous Part-M Subpart G quality system ‘framework’, the new elements that are introduced with Part-CAMO are, in particular, those addressed under points (b) to (d). Points (c) and (d)(1) address component 2 ‘Safety Risk Management’ of the ICAO SMS framework. Points (d)(2) and (e) address component 3 ‘Safety Assurance’ thereof.

Point [CAMO.A.200](#) defines the following as key safety management processes; these are further specified in the related AMC and GM:

- Hazard identification;
- Safety risk management;
- Internal investigation;
- Safety performance monitoring and measurement;
- Management of change;
- Continuous improvement;
- Immediate safety action and coordination with the aircraft operator’s Emergency Response Plan (ERP).

It is important to recognise that safety management will be a continuous activity, as hazards, risks and the effectiveness of safety risk mitigations will change over time.

These key safety management processes are supported by a compliance monitoring function as an integral part of the management system for safety. Most aviation safety regulations constitute generic safety risk controls established by the ‘regulator’. Therefore, ensuring effective compliance with the regulations during daily operations and independent monitoring of compliance are fundamental to any management system for safety. The compliance monitoring function may, in addition, support the follow-up of safety risk mitigation actions. Moreover, where non-compliances are identified through internal audits, the causes will be thoroughly assessed and analysed. Such an analysis in return supports the risk management process by providing insights into causal and contributing factors, including HF, organisational factors and the environment in which the organisation operates. In this way, the outputs of compliance monitoring become some of the various inputs to the safety risk management functions. On the other hand, the safety risk management processes may be used to determine focus areas for compliance monitoring. In this way, internal audits will inform the organisation’s management of the level of compliance within the organisation, whether safety risk mitigation actions have been implemented, and where corrective or preventive action is required. The combination of safety risk management and compliance monitoring should lead to an enhanced understanding of the end-to-end process and the process interfaces, exposing opportunities for increased efficiencies, which are not limited to safety aspects.

As aviation is a complex system with many organisations and individuals interacting together, the primary focus of the key safety management processes is on the organisational processes and procedures, but it also relies on the humans in the system. The organisation and the way in which it operates can have a significant impact on human performance. Therefore, safety management necessarily addresses how humans can contribute both positively and negatively to an organisation’s safety outcomes, recognising that human behaviour is influenced by the organisational environment.

The effectiveness of safety management largely depends on the degree of commitment of the senior management to create a working environment that optimises human performance and encourages personnel to actively engage in and contribute to the organisation’s management processes. Similarly, a positive safety culture relies on a high degree of trust and respect between the personnel and the management, and it must therefore be created and supported at the senior management level. If the management does not treat individuals who identify hazards and report adverse events in a consistently fair and just way, those individuals are unlikely to be willing to communicate safety issues or to work with the management to effectively address the safety risks. As with trust, a positive safety culture takes time and effort to establish, and it can be easily lost.

It is further recognised that the introduction of processes for hazard identification and risk assessment, mitigation and verification of the effectiveness of such mitigation actions will create immediate and direct costs, while related benefits are sometimes intangible and may take time to materialise. Over time, an effective management system will not only address the risks of major occurrences, but also identify and address production inefficiencies, improve communication, foster a better organisation culture, and lead to more effective control of contractors and suppliers. In addition, through an improved relationship with the authority, an effective management system may result in a reduced oversight burden.

Thus, by viewing safety management and the related organisational policies and key processes as items that are implemented not only to prevent incidents and accidents, but also to meet the organisation’s strategic objectives, any investment in safety should be seen as an investment in productivity and organisational success.

AMC1 CAMO.A.200(a)(1) Management system

ED Decision 2021/009/R

ORGANISATION AND ACCOUNTABILITIES

- (a) The management system should encompass safety by including a safety manager, and a safety review board in the organisational structure. The functions of the safety manager are those defined in [AMC1 CAMO.A.305\(a\)\(4\);\(a\)\(5\)](#).
- (b) Safety review board
 - (1) The safety review board should be a high-level committee that considers matters of strategic safety in support of the accountable manager's safety accountability.
 - (2) The board should be chaired by the accountable manager and composed of the person or group of persons nominated under point [CAMO.A.305\(a\)](#) and (b).
 - (3) The safety review board should monitor:
 - (i) safety performance against the safety policy and objectives;
 - (ii) that any safety action is taken in a timely manner; and
 - (iii) the effectiveness of the organisation's management system processes.
 - (4) The safety review board may also be tasked with:
 - (i) reviewing the results of compliance monitoring;
 - (ii) monitoring the implementation of related corrective and preventive actions.
- (c) The safety review board should ensure that appropriate resources are allocated to achieve the established safety objectives.
- (d) The safety manager or another person designated by the safety manager may attend, as appropriate, safety review board meetings. He or she may communicate to the accountable manager all information, as necessary, to allow decision-making based on safety data.
- (e) Notwithstanding point (a), where justified by the size of the organisation and the nature and complexity of its activities and subject to a risk assessment and agreement by the competent authority, the organisation may not need to establish a formal safety review board. In this case, the tasks normally allocated to the safety review board should be allocated to the safety manager.

GM1 CAMO.A.200(a)(1) Management system

ED Decision 2020/002/R

SAFETY ACTION GROUP

- (a) Depending on the size of the organisation and the nature and complexity of its activities, a safety action group may be established as a standing group or as an ad hoc group to assist, or act on behalf of the safety manager or the safety review board.
- (b) More than one safety action group may be established, depending on the scope of the task and the specific expertise required.
- (c) The safety action group usually reports to, and takes strategic direction from, the safety review board, and may be composed of managers, supervisors and personnel from operational areas.
- (d) The safety action group may be tasked with or assist in:

- (1) monitoring safety performance;
- (2) defining actions to control risks to an acceptable level;
- (3) assessing the impact of organisational changes on safety;
- (4) ensuring that safety actions are implemented within agreed timescales;
- (5) reviewing the effectiveness of previous safety actions and safety promotion.

GM2 CAMO.A.200(a)(1) Management system

ED Decision 2020/002/R

MEANING OF THE TERMS 'ACCOUNTABILITY' AND 'RESPONSIBILITY'

In the English language, the notion of accountability is different from the notion of responsibility. Whereas 'accountability' refers to an obligation which cannot be delegated, 'responsibility' refers to an obligation that can be delegated.

AMC1 CAMO.A.200(a)(2) Management system

ED Decision 2020/002/R

SAFETY POLICY & OBJECTIVES

- (a) The safety policy should:
 - (1) reflect organisational commitments regarding safety, and its proactive and systematic management, including the promotion of a positive safety culture;
 - (2) include internal reporting principles, and encourage personnel to report continuing airworthiness-related errors, incidents and hazards;
 - (3) recognise the need for all personnel to cooperate with the compliance monitoring and internal investigations referred to under point (c) of [AMC1 CAMO.A.200\(a\)\(3\)](#);
 - (4) be endorsed by the accountable manager;
 - (5) be communicated, with visible endorsement, throughout the organisation; and
 - (6) be periodically reviewed to ensure it remains relevant and appropriate for the organisation.
- (b) The safety policy should include a commitment to:
 - (1) comply with all applicable legislation, to meet all the applicable requirements, and adopt practices to improve safety standard;
 - (2) provide the necessary resources for the implementation of the safety policy.
 - (3) apply HF principles;
 - (4) enforce safety as a primary responsibility of all managers; and
 - (5) apply 'just culture' principles to internal safety reporting and the investigation of occurrences and, in particular, not to make available or use the information on occurrences:
 - (i) to attribute blame or liability to front line staff or other persons for actions, omissions or decisions taken by them that are commensurate with their experience and training; or

- (ii) for any purpose other than the maintenance or improvement of aviation safety.
- (c) Senior management should continually promote the safety policy to all personnel, demonstrate its commitment to it, and provide necessary human and financial resources for its implementation.
- (d) Taking due account of its safety policy, the organisation should define safety objectives. The safety objectives should:
 - (1) form the basis for safety performance monitoring and measurement;
 - (2) reflect the organisation's commitment to maintain or continuously improve the overall effectiveness of the management system;
 - (3) be communicated throughout the organisation; and
 - (4) be periodically reviewed to ensure they remain relevant and appropriate for the organisation.

GM1 CAMO.A.200(a)(2) Management system

ED Decision 2020/002/R

SAFETY POLICY

- (a) The safety policy is the means whereby the organisation states its intention to maintain and, where practicable, improve safety levels in all its activities and to minimise its contribution to the risk of an aircraft accident or serious incident as far as is reasonably practicable. It reflects the management's commitment to safety, and should reflect the organisation's philosophy of safety management, as well as be the foundation on which the organisation's management system is built. It serves as a reminder of 'how we do business here'. The creation of a positive safety culture begins with the issuance of a clear, unequivocal policy.
- (b) The commitment to apply 'just culture' principles forms the basis for the organisation's internal rules describing how 'just culture' principles are guaranteed and implemented.
- (c) For organisations having their principal place of business in a Member State, Regulation (EU) No 376/2014 defines the 'just culture' principles to be applied (refer in particular to Article 16(11) of that Regulation).

AMC1 CAMO.A.200(a)(3) Management system

ED Decision 2020/002/R

SAFETY MANAGEMENT KEY PROCESSES

- (a) Hazard identification processes
 - (1) A reporting scheme for both reactive event and proactive hazards should be the formal means of collecting, recording, analysing, acting on, and generating feedback about hazards and the associated risks that may affect safety.
 - (2) The identification should include:
 - (i) hazards that may be generated from HF issues that affect human performance; and
 - (ii) hazards that may stem from the organisational set-up or the existence of complex operational and maintenance arrangements (such as when multiple organisations are contracted, or when multiple levels of contracting/subcontracting are included).

(b) Risk management processes

- (1) A formal safety risk management process should be developed and maintained that ensures that there is:
 - (i) analysis (e.g. in terms of the probability and severity of the consequences of hazards and occurrences);
 - (ii) assessment (in terms of tolerability); and
 - (iii) control (in terms of mitigation) of risks to an acceptable level.
- (2) The levels of management who have the authority to make decisions regarding the tolerability of safety risks, in accordance with (b)(1)(ii), should be specified.

(c) Internal investigation

- (1) In line with its just culture policy, the organisation should define how to investigate incidents such as errors or near misses, in order to understand not only what happened, but also how it happened, to prevent or reduce the probability and/or consequence of future recurrences (refer to [AMC1 CAMO.A.202](#)).
- (2) The scope of internal investigations should extend beyond the scope of the occurrences required to be reported to the competent authority in accordance with point [CAMO.A.160](#), to include the reports referred to in [CAMO.A.202\(b\)](#).

(d) Safety performance monitoring and measurement

- (1) Safety performance monitoring and measurement should be the process by which the safety performance of the organisation is verified in comparison with the safety policy and the safety objectives.
- (2) This process may include, as appropriate to the size, nature and complexity of the organisation:
 - (i) safety reporting, addressing also the status of compliance with the applicable requirements;
 - (ii) safety reviews, including trends reviews, which would be conducted during the introduction of new products and their components, new equipment/technologies, the implementation of new or changed procedures, or in situations of organisational changes that may have an impact on safety;
 - (iii) safety audits focusing on the integrity of the organisation's management system, and on periodically assessing the status of safety risk controls; and
 - (iv) safety surveys, examining particular elements or procedures in a specific area, such as problem areas identified, or bottlenecks in daily continuing airworthiness management activities, perceptions and opinions of management personnel, and areas of dissent or confusion.

(e) Management of change

The organisation should manage the safety risks related to a change. The management of change should be a documented process to identify external and internal changes that may have an adverse effect on the safety of its continuing airworthiness management activities. It should make use of the organisation's existing hazard identification, risk assessment and mitigation processes.

(f) Continuous improvement

The organisation should continuously seek to improve its safety performance and the effectiveness of its management system. Continuous improvement may be achieved through:

- (1) audits carried out by external organisations;
 - (2) assessments, including assessments of the effectiveness of the safety culture and management system, in particular to assess the effectiveness of the safety risk management processes;
 - (3) staff surveys, including cultural surveys, that can provide useful feedback on how engaged personnel are with the management system;
 - (4) monitoring the recurrence of incidents and occurrences;
 - (5) evaluation of safety performance indicators and review of all the available safety performance information; and
 - (6) identification of lessons learnt.
- (g) Immediate safety action and coordination with the operator's Emergency Response Plan (ERP)
- (1) A procedure should be implemented to enable the organisation to act promptly when it identifies safety concerns with the potential to have immediate effect on flight safety, including clear instructions on who to contact at the owner/operator, and how to contact them, including outside normal business hours. These provisions are without prejudice to the occurrence reporting required by point [CAMO.A.160](#).
 - (2) If applicable, a procedure should be implemented to enable the organisation to react promptly if the ERP is triggered by the operator and it requires the support of the CAMO.

GM1 CAMO.A.200(a)(3) Management system

ED Decision 2020/002/R

SAFETY RISK MANAGEMENT — INTERFACES BETWEEN ORGANISATIONS

- (a) Safety risk management processes should specifically address the planned implementation of, or participation of the organisation in, any complex operational and maintenance arrangements (such as when multiple organisations are contracted, or when multiple levels of contracting/subcontracting are included).
- (b) Hazard identification and risk assessment start with an identification of all the parties involved in the arrangement, including independent experts and non-approved organisations. This identification process extends to cover the overall control structure, and assesses in particular the following elements across all subcontract levels and all parties within such arrangements:
 - (1) coordination and interfaces between the different parties;
 - (2) applicable procedures;
 - (3) communication between all the parties involved, including reporting and feedback channels;
 - (4) task allocation, responsibilities and authorities; and
 - (5) the qualifications and competency of key personnel with reference to point [CAMO.A.305](#).
- (c) Safety risk management should focus on the following aspects:
 - (1) clear assignment of accountability and allocation of responsibilities;

- (2) that only one party is responsible for a specific aspect of the arrangement, with no overlapping or conflicting responsibilities, in order to eliminate coordination errors;
 - (3) the existence of clear reporting lines, both for occurrence reporting and progress reporting;
 - (4) the possibility for staff to directly notify the organisation of any hazard that suggests an obviously unacceptable safety risk as a result of the potential consequences of this hazard.
- (d) The safety risk management processes should ensure that there is regular communication between all the parties involved to discuss work progress, risk mitigation actions, and changes to the arrangement, as well as any other significant issues.

GM2 CAMO.A.200(a)(3) Management system

ED Decision 2020/002/R

MANAGEMENT OF CHANGE

- (a) Unless they are properly managed, changes in organisational structure, facilities, the scope of work, personnel, documentation, policies and procedures, etc. can result in the inadvertent introduction of new hazards, and expose the organisation to new or increased risk. Effective organisations seek to improve their processes, with conscious recognition that changes can expose the organisation to potentially latent hazards and risks if they are not properly and effectively managed.
- (b) Regardless of the magnitude of change, large or small, its safety implications should always be proactively considered. This is primarily the responsibility of the team that proposes and/or implements the change. However, a change can only be successfully implemented if all the personnel affected by the change are engaged, are involved and participate in the process. The magnitude of a change, its safety criticality, and its potential impact on human performance should be assessed in any change management process.
- (c) The process for the management of change typically provides principles and a structured framework for managing all aspects of the change. Disciplined application of the management of change can maximise the effectiveness of the change, engage the staff, and minimise the risks that are inherent in a change.
- (d) The introduction of a change is the trigger for the organisation to perform their hazard identification and risk management process.

Some examples of change include, but are not limited to:

- (1) changes to the organisational structure;
- (2) the inclusion of a new aircraft type in the terms of approval;
- (3) the addition of aircraft of the same or a similar type;
- (4) significant changes in personnel (affecting key personnel and/or large numbers of personnel, high turn-over);
- (5) new or amended regulations;
- (6) changes in the security arrangements;
- (7) changes in the economic situation of an organisation (e.g. commercial or financial pressure);

- (8) new schedule(s), location(s), equipment, and/or operational procedures; and
- (9) the addition of new subcontractors.
- (e) A change may have the potential to introduce new, or to exacerbate pre-existing, HF issues. For example, changes in computer systems, equipment, technology, personnel changes, including changes in management personnel, procedures, work organisation, or work processes are likely to affect performance.
- (f) The purpose of integrating HF into the management of change is to minimise potential risks by specifically considering the impact of the change on the people within a system.
- (g) Special consideration, including any HF issues, should be given to the 'transition period'. In addition, the activities utilised to manage these issues should be integrated into the change management plan.
- (h) Effective management of change should be supported by the following:
 - (1) Implementation of a process for formal hazard identification/risk assessment for major operational changes, major organisational changes, changes in key personnel, and changes that may affect the way continuing airworthiness management is carried out.
 - (2) Identification of changes that are likely to occur in business which would have a noticeable impact on:
 - (i) resources — material and human;
 - (ii) management direction — policies, processes, procedures, training; and
 - (iii) management control.
 - (3) Safety cases/risk assessments that are aviation-safety focused.
 - (4) Involvement of key stakeholders in the change management process as appropriate.
 - (i) During the management of change process, previous risk assessments, and existing hazards are reviewed for possible effect.

AMC1 CAMO.A.200(a)(4) Management system

ED Decision 2020/002/R

COMMUNICATION ON SAFETY

- (a) The organisation should establish communication about safety matters that:
 - (1) ensures that all personnel are aware of the safety management activities, as appropriate, for their safety responsibilities;
 - (2) conveys safety-critical information, especially related to assessed risks and analysed hazards;
 - (3) explains why particular actions are taken; and
 - (4) explains why safety procedures are introduced or changed.
- (b) Regular meetings with personnel at which information, actions, and procedures are discussed, may be used to communicate safety matters.

GM1 CAMO.A.200(a)(4) Management system

ED Decision 2020/002/R

SAFETY PROMOTION

- (a) Safety training, combined with safety communication and information sharing, forms part of safety promotion.
- (b) Safety promotion activities support:
 - (1) the organisation's policies, encouraging a positive safety culture, creating an environment that is favourable to the achievement of the organisation's safety objectives;
 - (2) organisational learning; and
 - (3) the implementation of an effective safety reporting scheme and the development of a just culture.
- (c) Depending on the particular safety issue, safety promotion may also constitute or complement risk mitigation actions.
- (d) Qualification and training aspects are further specified in the AMC and GM to [CAMO.A.305](#).

GM1 CAMO.A.200(a)(5) Management system

ED Decision 2020/002/R

MANAGEMENT SYSTEM DOCUMENTATION

- (a) The organisation may document its safety policy, safety objectives and all its key management system processes in a separate manual (e.g. Safety Management Manual or Management System Manual) or in its CAME (cf. [AMC1 CAMO.A.300](#), Part 2 'Management system procedures'). Organisations that hold multiple organisation certificates within the scope of Regulation (EU) 2018/1139 may prefer to use a separate manual in order to avoid duplication. That manual or the CAME, depending on the case, should be the key instrument for communicating the approach to the management system for the whole of the organisation.
- (b) The organisation may also choose to document some of the information that is required to be documented in separate documents (e.g. policy documents, procedures). In that case, it should ensure that the manual or the CAME contains adequate references to any document that is kept separately. Any such documents are to be considered as integral parts of the organisation's management system documentation.

AMC1 CAMO.A.200(a)(6) Management system

ED Decision 2020/002/R

COMPLIANCE MONITORING — GENERAL

- (a) The primary objectives of compliance monitoring are to provide an independent monitoring function on how the organisation ensures compliance with the applicable requirements, policies and procedures, and to request action where non-compliances are identified.
- (b) The independence of the compliance monitoring should be established by always ensuring that audits and inspections are carried out by personnel who are not responsible for the functions, procedures or products that are audited or inspected.

AMC2 CAMO.A.200(a)(6) Management System

ED Decision 2020/002/R

COMPLIANCE MONITORING — INDEPENDENT AUDIT

- (a) An essential element of compliance monitoring is the independent audit.
- (b) The independent audit should be an objective process of routine sample checks of all aspects of the CAMO ability to carry out continuing airworthiness management to the standards required by this Regulation. It should include some product sampling as this is the end result of the process.
- (c) The independent audit should provide an objective overview of the complete set of continuing airworthiness management-related activities.
- (d) The organisation should establish an audit plan to show when and how often the activities as required by Part-M, Part-ML and Part-CAMO will be audited.
- (e) The audit plan should ensure that all aspects of Part-CAMO compliance are verified every year, including all the subcontracted activities, and the auditing may be carried out as a complete single exercise or subdivided over the annual period. The independent audit should not require each procedure to be verified against each product line when it can be shown that the particular procedure is common to more than one product line and the procedure has been verified every year without resultant findings. Where findings have been identified, the particular procedure should be verified against other product lines until the findings have been closed, after which the independent audit procedure may revert to a yearly interval for the particular procedure.
- (f) Provided that there are no safety-related findings, the audit planning cycle specified in this AMC may be increased by up to 100 %, subject to a risk assessment and/or mitigation actions, and agreement by the competent authority.
- (g) Where the organisation has more than one location approved, the audit plan should ensure that each location is audited every year or at an interval determined through a risk assessment agreed by the competent authority and not exceeding the applicable audit planning cycle.
- (h) A report should be issued each time an audit is carried out describing what was checked and the resulting non-compliance findings against applicable requirements and procedures.

AMC3 CAMO.A.200(a)(6) Management system

ED Decision 2020/002/R

COMPLIANCE MONITORING — CONTRACTING OF THE INDEPENDENT AUDIT

- (a) If external personnel are used to perform independent audits:
 - (1) any such audits are performed under the responsibility of the compliance monitoring manager; and
 - (2) the organisation remains responsible for ensuring that the external personnel have the relevant knowledge, background, and experience that are appropriate to the activities being audited, including knowledge and experience in compliance monitoring.
- (b) The organisation retains the ultimate responsibility for the effectiveness of the compliance monitoring function, in particular for the effective implementation and follow-up of all corrective actions.

AMC4 CAMO.A.200(a)(6) Management system

ED Decision 2020/002/R

COMPLIANCE MONITORING — FEEDBACK SYSTEM

- (a) An essential element of the compliance monitoring is the feedback system.
- (b) The feedback system should not be contracted to external persons or organisations.
- (c) When a non-compliance is found, the compliance monitoring function should ensure that the root cause(s) and contributing factor(s) are identified (see [GM1 CAMO.A.150](#)), and that corrective actions are defined. The feedback part of the compliance monitoring function should define who is required to address any non-compliance in each particular case, and the procedure to be followed if the corrective action is not completed within the defined time frame. The principal functions of the feedback system are to ensure that all findings resulting from the independent audits of the organisation are properly investigated and corrected in a timely manner, and to enable the accountable manager to be kept informed of any safety issues and the extent of compliance with Part-CAMO.
- (d) The independent audit reports referred to in [AMC2 CAMO.A.200\(a\)\(6\)](#) should be sent to the relevant department(s) for corrective action, giving target closure dates. These target dates should be discussed with the relevant department(s) before the compliance monitoring function confirms the dates in the report. The relevant department(s) are required to implement the corrective action and inform the compliance monitoring function of the status of the implementation of the action.
- (e) Unless the review of the results from compliance monitoring is the responsibility of the safety review board (ref. [AMC1 CAMO.A.200\(a\)\(1\)](#) point (b)(4)), the accountable manager should hold regular meetings with staff to check the progress of any corrective actions. These meetings may be delegated to the compliance monitoring manager on a day-to-day basis, provided that the accountable manager:
 - (1) meets the senior staff involved at least twice per year to review the overall performance of the compliance monitoring function; and
 - (2) receives at least a half-yearly summary report on non-compliance findings.
- (f) All records pertaining to the independent audit and the feedback system should be retained for the period specified in point [CAMO.A.220\(b\)](#) or for such periods as to support changes to the audit planning cycle in accordance with [AMC2 CAMO.A.200\(a\)\(6\)](#), whichever is the longer.

GM1 CAMO.A.200(a)(6) Management system

ED Decision 2020/002/R

COMPLIANCE MONITORING FUNCTION

The compliance monitoring function is one of the elements that is required to be in compliance with the applicable requirements. This means that the compliance monitoring function itself should be subject to independent monitoring of compliance in accordance with point [CAMO.A.200\(a\)\(6\)](#).

GM1 CAMO.A.200(a)(6) and CAMO.B.300 Management system and Oversight principles

ED Decision 2022/011/R

THE USE OF INFORMATION AND COMMUNICATION TECHNOLOGIES (ICT) FOR PERFORMING REMOTE AUDITS

Similar provisions to those in [GM1 145.A.200\(a\)\(6\)](#) and [145.B.300](#) apply.

GM1 CAMO.A.200(e) Management system

ED Decision 2022/017/R

INTEGRATION AND HARMONISATION OF THE MANAGEMENT SYSTEMS

- (a) 'Management system' within the scope of Regulation (EU) No 1321/2014 means a set of interrelated or interacting organisation policies, procedures, standards and processes to achieve certain objectives under an overarching safety culture.
- (b) Under point [CAMO.A.200\(d\)](#), an integrated management system occurs when the same organisation holds several approvals and its management system combines policies, procedures, and standards from various areas into a single structure, thus avoiding isolated procedures for common processes. The lines of responsibility and accountability of the organisation that holds an air operator certificate (AOC) and a CAMO approval are linked directly to the corporate authority of the operator's accountable manager. This may be supported by a common manual (e.g. a common safety management manual).
- (c) If organisations forming part of a single air carrier business grouping decide to facilitate the harmonisation of their management systems through standards, those standards will cover the common or consistent methods and procedures. Other elements of the management system may be covered at the discretion of the organisation, to provide flexibility and thus leverage synergy or cooperation. Harmonising management systems requires extensive and continuous exchange of information on hazard identification, safety risk management methods, strategic decisions, safety actions, compliance monitoring, and best practices.
- (d) Within a single air carrier business grouping, the CAMO plays a key role in the cooperation between the operators that use that CAMO, and in the harmonisation of their management systems.
- (e) Contracting a CAMO in accordance with point [M.A.201\(ea\)](#) implies that at least two operators will use that CAMO. As the operators' management systems should be harmonised with the CAMO's management system, they will also be harmonised with one another.

CAMO.A.200A Information security management system

Regulation (EU) 2023/203

In addition to the management system referred to in point [CAMO.A.200](#), the organisation shall establish, implement and maintain an information security management system in accordance with Implementing Regulation (EU) 2023/203 in order to ensure the proper management of information security risks which may have an impact on aviation safety.

[Applicable from 22 February 2026 – Regulation (EU) 2023/203]

CAMO.A.202 Internal safety reporting scheme

Regulation (EU) 2019/1383

- (a) As part of its management system, the organisation shall establish an internal safety reporting scheme to enable the collection and evaluation of such occurrences to be reported under point [CAMO.A.160](#).
- (b) The scheme shall also enable the collection and evaluation of those errors, near misses, and hazards reported internally that do not fall under point (a).
- (c) Through this scheme, the organisation shall:
 - (1) identify the causes of and contributing factors to any errors, near misses, and hazards reported and address them as part of safety risk management in accordance with point (a)(3) of point [CAMO.A.200](#);
 - (2) ensure evaluation of all known, relevant information relating to errors, the inability to follow procedures, near misses, and hazards, and a method to circulate the information as necessary.
- (d) The organisation shall provide access to its internal safety reporting scheme to any subcontracted organisation.
- (e) The organisation shall cooperate on safety investigations with any other organisation having a significant contribution to the safety of its own continuing airworthiness management activities.

AMC1 CAMO.A.202 Internal safety reporting scheme

ED Decision 2020/002/R

GENERAL

- (a) Each internal safety reporting scheme should be confidential and enable and encourage free and frank reporting of any potentially safety-related occurrence, including incidents such as errors or near misses, safety issues and hazards identified. This will be facilitated by the establishment of a just culture.
- (b) The internal safety reporting scheme should contain the following elements:
 - (1) clearly identified aims and objectives with demonstrable corporate commitment;
 - (2) a just culture policy as part of the safety policy, and related just culture implementation procedures;
 - (3) a process to:
 - (i) identify those reports which require further investigation; and
 - (ii) when so identified, investigate all the causal and contributing factors, including any technical, organisational, managerial, or HF issues, and any other contributing factors related to the occurrence, incident, error or near miss that was identified;
 - (iii) if adapted to the size and complexity of the organisation, analyse the collective data showing the trends and frequencies of the contributing factor;
 - (4) appropriate corrective actions based on the findings of investigations;
 - (5) initial and recurrent training for staff involved in internal investigations;
 - (6) where relevant, the organisation should cooperate with the owner or operator on occurrence investigations by exchanging relevant information to improve aviation safety.

- (c) The internal safety reporting scheme should:
 - (1) ensure confidentiality to the reporter;
 - (2) be closed-loop, to ensure that actions are taken internally to address any safety issues and hazards; and
 - (3) feed into the recurrent training as defined in [AMC2 CAMO.A.305\(g\)](#) whilst maintaining appropriate confidentiality.
- (d) Feedback should be given to staff both on an individual and a more general basis to ensure their continued support of the safety reporting scheme.

GM1 CAMO.A.202 Internal safety reporting scheme

ED Decision 2020/002/R

GENERAL

- (a) The overall purpose of the internal safety reporting scheme is to collect information reported by the organisation personnel and use this reported information to improve the level of compliance and safety performance of the organisation. The purpose is not to attribute blame.
- (b) The objectives of the scheme are to:
 - (1) enable an assessment to be made of the safety implications of each relevant incident (errors, near miss), safety issue and hazard reported, including previous similar issues, so that any necessary action can be initiated; and
 - (2) ensure that knowledge of relevant incidents, safety issues and hazards is shared so that other persons and organisations may learn from them.
- (c) The scheme is an essential part of the overall monitoring function and should be complementary to the normal day-to-day procedures and 'control' systems; it is not intended to duplicate or supersede any of them. The scheme is a tool to identify those instances in which routine procedures have failed or may fail.
- (d) All reports should be retained, as the significance of such reports may only become obvious at a later date.
- (e) The collection and analysis of timely, appropriate and accurate data will allow the organisation to react to information that it receives, and apply the necessary action.

CAMO.A.205 Contracting and subcontracting

Regulation (EU) 2019/1383

- (a) The organisation shall ensure that when contracting maintenance or when subcontracting any part of its continuing airworthiness management activities:
 - (1) these activities conform to the applicable requirements; and
 - (2) any aviation safety hazards associated with such contracting or subcontracting are considered as part of the organisation's management system.
- (b) When the organisation subcontracts any part of its continuing airworthiness management activities to another organisation, the subcontracted organisation shall work under the approval of the organisation. The organisation shall ensure that the competent authority is given access to the subcontracted organisation, to determine continued compliance with the applicable requirements.

GM1 CAMO.A.205 Contracting and subcontracting

ED Decision 2020/002/R

RESPONSIBILITY WHEN CONTRACTING MAINTENANCE OR SUBCONTRACTING CONTINUING AIRWORTHINESS MANAGEMENT TASKS

- (a) Regardless of the approval status of the subcontracted organisations, the CAMO is responsible for ensuring that all subcontracted activities are subject to hazard identification and risk management, as required by point [CAMO.A.200\(a\)\(3\)](#), and to compliance monitoring, as required by point [CAMO.A.200\(a\)\(6\)](#).
- (b) A CAMO is responsible for identifying hazards that may stem from the existence of complex operational and maintenance arrangements (such as when multiple organisations are contracted, or when multiple levels of contracting/subcontracting are included) with due regard to the organisations' interfaces (see [GM1 CAMO.A.200\(a\)\(3\)](#)). In addition, the compliance monitoring function should at least check that the approval of the contracted maintenance organisation(s) effectively covers the contracted activities, and that it is still valid.
- (c) A CAMO is responsible for ensuring that interfaces and communication channels are established with the contracted maintenance organisation for occurrence reporting. This does not replace the obligation of the contracted organisation to report to the competent authority in accordance with Regulation (EU) No 1321/2014.

For subcontracted activities, interfaces and communication channels are also needed for the purpose of the internal safety reporting scheme ([CAMO.A.202](#)).

CAMO.A.215 Facilities

Regulation (EU) 2019/1383

The organisation shall provide suitable office accommodation at appropriate locations for the personnel specified in point [CAMO.A.305](#).

AMC1 CAMO.A.215 Facilities

ED Decision 2020/002/R

GENERAL

Office accommodation should be such that the incumbents, whether they are continuing airworthiness management, planning, technical records or management system staff, can carry out their designated tasks in a manner that contributes to good standards. The competent authority may agree to these tasks being conducted from one office subject to being satisfied that there is sufficient space and that each task can be carried out without undue disturbance. Office accommodation should also include an adequate technical library and room for document consultation.

CAMO.A.220 Record-keeping

Regulation (EU) 2019/1383

- (a) Continuing airworthiness management records
 - (1) The organisation shall ensure that records required by points [M.A.305](#), [ML.A.305](#) and, if applicable point [M.A.306](#), are retained.
 - (2) The organisation shall record all details of work carried out.

-
- (3) If the organisation has the privilege referred to in point (e) of point [CAMO.A.125](#), it shall retain a copy of each airworthiness review certificate and recommendation issued or, as applicable, extended, together with all supporting documents. In addition, the organisation shall retain a copy of any airworthiness review certificate that it has extended under the privilege referred to in point (d)(4) of point CAMO.A.125.
 - (4) If the organisation has the privilege referred to in point (f) of point CAMO.A.125, it shall retain a copy of each permit to fly issued in accordance with the provisions of point 21.A.729 of Annex I (Part-21) to Regulation (EU) No 748/2012.
 - (5) The organisation shall retain a copy of all records referred to in points (a)(2) to (a)(4) until 3 years after the responsibility for the aircraft in accordance with points [M.A.201](#) or [ML.A.201](#) has been permanently transferred to another person or organisation.
 - (6) Where the organisation terminates its operation, all retained records shall be transferred to the owner of the aircraft.
- (b) Management system, contracting and subcontracting records
- (1) The organisation shall ensure that the following records are retained:
 - (i) records of management system key processes as defined in point [CAMO.A.200](#);
 - (ii) contracts, both for contracting and subcontracting, as defined in point [CAMO.A.205](#);
 - (2) Management system records, as well as any contracts pursuant to point CAMO.A.205, shall be kept for a minimum period of 5 years.
- (c) Personnel records
- (1) The organisation shall ensure that the following records are retained:
 - (i) records of qualification and experience of personnel involved in continuing airworthiness management, compliance monitoring and safety management;
 - (ii) records of qualification and experience of all airworthiness review staff, as well as staff issuing recommendations and permits to fly.
 - (2) The records of all airworthiness review staff, staff issuing recommendations and staff issuing permits to fly shall include details of any appropriate qualification held together with a summary of the relevant continuing airworthiness management experience and training and a copy of the authorisation.
 - (3) Personnel records shall be kept as long as the person works for the organisation, and shall be retained until 3 years after the person has left the organisation.
- (d) The organisation shall establish a system of record-keeping that allows adequate storage and reliable traceability of all activities developed.
- (e) The format of the records shall be specified in the organisation's procedures.
- (f) Records shall be stored in a manner that ensures protection from damage, alteration and theft.

AMC1 CAMO.A.220 Record-keeping

ED Decision 2020/002/R

GENERAL

- (a) The record-keeping system should ensure that all records are accessible within a reasonable time whenever they are needed. These records should be organised in a manner that ensures their traceability and retrievability throughout the required retention period.
- (b) Records should be kept in paper form, or in electronic format, or a combination of the two. Records that are stored on microfilm or in optical disc formats are also acceptable. The records should remain legible throughout the required retention period. The retention period starts when the record is created or was last amended.
- (c) Paper systems should use robust materials which can withstand normal handling and filing. Computer record systems should have at least one backup system, which should be updated within 24 hours of any new entry. Computer record systems should include safeguards to prevent unauthorised personnel from altering the data.
- (d) All computer hardware that is used to ensure the backup of data should be stored in a different location from the one that contains the working data, and in an environment that ensures that the data remains in good condition. When hardware or software changes take place, special care should be taken to ensure that all the necessary data continues to be accessible through at least the full period specified in the relevant provision. In the absence of any such indications, all records should be kept for a minimum period of 3 years.

AMC2 CAMO.A.220 Record-keeping

ED Decision 2020/002/R

CONTINUING AIRWORTHINESS MANAGEMENT RECORDS

- (a) The CAMO should ensure that it always receives a complete certificate of release to service from the approved maintenance organisation, independent certifying staff ([M.A.801\(b\)\(1\)](#) and [ML.A.801\(b\)\(2\)](#)) and/or from the Pilot-owner such that the required records can be retained. The system to keep the continuing airworthiness records should be described in the CAME.
- (b) When a CAMO arranges for the relevant maintenance organisation to retain copies of the continuing airworthiness records on its behalf, it will nevertheless continue to be responsible for the records under point [CAMO.A.220](#) relating to the preservation of records. If it ceases to be the CAMO of the aircraft, it also remains responsible for transferring the records to any other person or organisation managing continuing airworthiness of the aircraft.

GM1 CAMO.A.220 Record-keeping

ED Decision 2020/002/R

RECORDS

Microfilming or optical storage of records may be carried out at any time. The records should be as legible as the original record, and remain so for the required retention period.

AMC1 CAMO.A.220(c)(1)(ii) Record-keeping

ED Decision 2020/002/R

RECORDS OF AIRWORTHINESS REVIEW STAFF

The following minimum information, as applicable, should be kept on record in respect of each airworthiness review staff:

- Name;
- Date of birth;
- Basic education;
- Experience;
- Aeronautical degree and/or Part-66 qualification and/or nationally-recognised maintenance personnel qualification;
- Initial training received;
- Type of training received;
- Recurrent training received;
- Experience in continuing airworthiness and within the organisation;
- Responsibilities of current role in the organisation;
- Copy of the authorisation.

CAMO.A.300 Continuing airworthiness management exposition (CAME)

Regulation (EU) 2020/270

- (a) The organisation shall provide the competent authority with a CAME and, where applicable, any referenced associated manuals and procedures, containing all of the following information:
- (1) a statement signed by the accountable manager confirming that the organisation will at all times work in accordance with this Annex, Annex I (Part-M) and Annex Vb (Part-ML), as applicable, and with the approved CAME. When the accountable manager is not the chief executive officer of the organisation, then such chief executive officer shall countersign the statement;
 - (2) the organisation's safety policy as defined in point (a)(2) of point [CAMO.A.200](#);
 - (3) the organisation's scope of work relevant to the terms of approval;
 - (4) a general description of the manpower resources and of the system in place to plan the availability of staff as required by point (d) of point [CAMO.A.305](#);
 - (5) the title(s) and name(s) of person(s) referred to in points (a)(3) to (a)(5), (b)(2) and (f) of point [CAMO.A.305](#);
 - (6) the duties, accountabilities, responsibilities and authorities of the persons nominated under points (a)(3) to (a)(5), (b)(2), (e) and (f) of point [CAMO.A.305](#);
 - (7) an organisation chart showing the associated chains of accountability and responsibility between all the person(s) referred to in points (a)(3) to (a)(5), (b)(2), (e) and (f) of point [CAMO.A.305](#), and related to point (a)(1) of point [CAMO.A.200](#);

- (8) a list of staff authorised to issue airworthiness review certificates or recommendations referred to in point (e) of point [CAMO.A.305](#), specifying, where applicable, the staff authorised to issue permits to fly in accordance with point (c) of point [CAMO.A.125](#);
 - (9) a general description and location of the facilities;
 - (10) the description of the internal safety reporting scheme as required by point [CAMO.A.202](#);
 - (11) the procedures specifying how the organisation ensures compliance with this Annex, Annex I (Part-M) and Annex Vb (Part-ML), as applicable, including in particular:
 - (i) the documentation of management system key processes as required by point [CAMO.A.200](#);
 - (ii) procedures defining how the organisation controls any contracted and subcontracted activities as required by point [CAMO.A.205](#) and point (c) of point [CAMO.A.315](#);
 - (iii) continuing airworthiness management, airworthiness review and permit to fly procedures, as applicable;
 - (iv) the procedure defining the scope of changes not requiring prior approval and describing how such changes will be managed and notified, as required by point (b) of point [CAMO.A.115](#) and point (c) of point [CAMO.A.130](#);
 - (v) the CAME amendment procedures.
 - (12) the list of approved aircraft maintenance programmes for those aircraft for which a continuing airworthiness management contract exists in accordance with point [M.A.201](#) or [ML.A.201](#);
 - (13) the list of maintenance contracts in accordance with point (c) of point [CAMO.A.315](#);
 - (14) the list of currently approved alternative means of compliance.
- (b) The initial issue of the CAME shall be approved by the competent authority. It shall be amended as necessary to remain an up-to-date description of the organisation.
- (c) Amendments to the CAME shall be managed as defined in the procedures referred to in points (a)(11)(iv) and (a)(11)(v). Any amendments not included in the scope of the procedure referred to in point (a)(11)(iv), as well as amendments related to the changes listed in point [CAMO.A.130\(a\)](#), shall be approved by the competent authority.

AMC1 CAMO.A.300 Continuing airworthiness management exposition (CAME)

ED Decision 2020/002/R

This AMC provides an outline of the layout of an acceptable CAME. Where an organisation uses a different format, for example, to allow the exposition to serve for more than one approval within the scope of Regulation (EU) 2018/1139, then the exposition should contain a cross-reference Annex using this list as an index with an explanation as to where the subject matter can be found in the exposition.

The information required by [CAMO.A.300](#) should be provided, directly or by reference, in the CAME.

Part 0	General organisation, safety policy and objectives
0.1	Safety policy, objectives and accountable manager statement
0.2	General information and scope of work
0.3	Management personnel
0.4	Management organisation chart
0.5	Procedure for changes requiring prior approval
0.6	Procedure for changes not requiring prior approval
0.7	Procedure for alternative means of compliance (AltMoC)
Part 1	Continuing airworthiness management procedures
1.1a	Use of aircraft continuing airworthiness record system and if applicable, aircraft technical log (ATL) system
1.1b	MEL application
1.2	Aircraft maintenance programme (AMP) — development amendment and approval
1.3	Continuing airworthiness records: responsibilities, retention and access
1.4	Accomplishment and control of airworthiness directives
1.5	Analysis of the effectiveness of the maintenance programme(s)
1.6	Non-mandatory modification and inspections
1.7	Repairs and modifications
1.8	Defect reports
1.9	Engineering activity
1.10	Reliability programmes
1.11	Pre-flight inspections
1.12	Aircraft weighing
1.13	Maintenance check flight procedures
Part 2	Management system procedures
2.1	Hazard identification and safety risk management schemes
2.2	Internal safety reporting and investigations
2.3	Safety action planning
2.4	Safety performance monitoring
2.5	Change management
2.6	Safety training and promotion
2.7	Immediate safety action and coordination with operator's Emergency Response Plan (ERP)
2.8	Compliance monitoring
2.8.1	Audit plan and audit procedure
2.8.2	Monitoring of continuing airworthiness management activities
2.8.3	Monitoring of the effectiveness of the maintenance programme(s)

2.8.4	Monitoring that all maintenance is carried out by an appropriate maintenance organisation
2.8.5	Monitoring that all contracted maintenance is carried out in accordance with the contract, including subcontractors used by the maintenance contractor
2.8.6	Compliance monitoring personnel
2.9	Control of personnel competency
2.10	Management system record-keeping
2.11	Occurrence reporting
Part 3	Contracted maintenance — management of maintenance
3.1	Maintenance contractor selection procedure
3.2	Product audit of aircraft
Part 4	Airworthiness review procedures
4.1	Airworthiness review staff
4.2	Documented review of aircraft records
4.3	Physical survey
4.4	Additional procedures for recommendations to competent authorities for the import of aircraft
4.5	ARC recommendations to competent authorities
4.6	Issue of ARC
4.7	Airworthiness review records, responsibilities, retention and access
4.8	ARC extension
Part 4B	Permit to fly procedures
4B.1	Conformity with approved flight conditions
4B.2	Issue of the permit to fly under the CAMO privilege
4B.3	Permit to fly authorised signatories
4B.4	Interface with the local authority for the flight
4B.5	Permit to fly records, responsibilities, retention and access
Part 5	Supporting documents
5.1	Sample documents, including the template of the ATL system
5.2	List of airworthiness review staff
5.3	List of subcontractors as per point CAMO.A.125(d)(3)
5.4	List of contracted maintenance organisations and list of maintenance contracts as per point CAMO.A.300(a)(13)
5.5	Copy of contracts for subcontracted work (Appendix II to AMC1 CAMO.A.125(d)(3))
5.6	List of approved maintenance programme as per point CAMO.A.300(a)(12)
5.7	List of currently approved alternative means of compliance as per point CAMO.A.300(a)(13)

AMC2 CAMO.A.300 Continuing airworthiness management exposition (CAME)

ED Decision 2020/002/R

- (a) Personnel should be familiar with those parts of the continuing airworthiness management exposition that are relevant to their tasks.
- (b) The CAMO should designate the person responsible for monitoring and amending the CAME, including associated procedure's manuals, in accordance with point [CAMO.A.300\(c\)](#).
- (c) The CAMO may use electronic data processing (EDP) for the publication of the CAME. Attention should be paid to the compatibility of the EDP systems with the necessary dissemination, both internally and externally, of the CAME.

AMC3 CAMO.A.300 Continuing airworthiness management exposition (CAME)

ED Decision 2022/017/R

If a CAMO is contracted by operators forming part of a single air carrier business grouping (in accordance with point [M.A.201\(ea\)](#)) the CAME should also include how requirements and procedures that are specific to the different operators are implemented.

GM1 CAMO.A.300 Continuing airworthiness management exposition (CAME)

ED Decision 2020/002/R

The purpose of the CAME is to:

- specify the scope of work and shows how the organisation intends to comply with this Annex; and
- provides all the necessary information and procedures for the personnel of the organisation to perform their duties.

Complying with its contents will ensure the organisation remains in compliance with Part-CAMO and, as applicable, Part-M and/or Part-ML.

AMC1 CAMO.A.300(a)(1) Continuing airworthiness management exposition (CAME)

ED Decision 2022/017/R

ACCOUNTABLE MANAGER STATEMENT

1. Part 0 'General organisation, safety policy and objectives' of the CAME should include a statement, signed by the accountable manager (and countersigned by the chief executive officer, if different), confirming that the CAME and any associated manuals will be complied with at all times.
2. The accountable manager's exposition statement as specified in point [CAMO.A.300\(a\)\(1\)](#) should embrace the intent of the following paragraph, and in fact, this statement may be used without amendment. Any amendment to the statement should not alter its intent:

'This exposition and any associated referenced manuals define the organisation and procedures upon which the competent authority's CAMO approval is based.*

These procedures are endorsed by the undersigned and must be complied with, as applicable, in order to ensure that all continuing airworthiness activities, including maintenance of the aircraft managed, are carried out on time to an approved standard.

These procedures do not override the necessity of complying with any new or amended regulation published from time to time where these new or amended regulations are in conflict with these procedures.

It is understood that the approval of the organisation is based on the continuous compliance of the organisation with Part-CAMO, Part-M and Part-ML, as applicable, and with the organisation's procedures described in this exposition. The competent authority is entitled to limit, suspend, or revoke the approval certificate if the organisation fails to fulfil the obligations imposed by Part-CAMO, Part-M and Part-ML, as applicable, or any conditions according to which the approval was issued.*

For organisations also approved as air carriers licensed in accordance with Regulation (EC) No 1008/2008¹, suspension or revocation of the CAMO certificate will invalidate the air operator certificate (AOC) of such air carriers.

Signed

Dated

Accountable manager and ... (quote position) ...

Chief Executive Officer ...

For and on behalf of ... (quote organisation's name) ... '

**Where 'competent authority' is stated, please insert the actual name of the competent authority delivering the CAMO approval certificate or the air operator certificate.*

3. Whenever the accountable manager is changed, it is important to ensure that the new accountable manager signs the paragraph 2 statement at the earliest opportunity.

CAMO.A.305 Personnel requirements

Regulation (EU) 2022/410

- (a) The organisation shall appoint an accountable manager, who has corporate authority for ensuring that all continuing airworthiness management activities can be financed and carried out in accordance with Regulation (EU) 2018/1139 and delegated and implementing acts adopted on the basis thereof. The accountable manager shall:
 - (1) ensure that all necessary resources are available to manage continuing airworthiness in accordance with this Annex, [Annex I \(Part-M\)](#) and [Annex Vb \(Part-ML\)](#), as applicable, to support the organisation approval certificate;
 - (2) establish and promote the safety policy specified in point [CAMO.A.200](#);
 - (3) nominate a person or group of persons with the responsibility of ensuring that the organisation always complies with the applicable continuing airworthiness management,

¹ Regulation (EC) No 1008/2008 of the European Parliament and of the Council of 24 September 2008 on common rules for the operation of air services in the Community (Recast) (OJ L 293, 31.10.2008, p. 3) (<https://eur-lex.europa.eu/legal-content/EN/TXT/?uri=CELEX%3A32008R1008&qid=1660816319207>).

- airworthiness review and permit to fly requirements of this Annex, [Annex I \(Part-M\)](#) and [Annex Vb \(Part-ML\)](#);
- (4) nominate a person or group of persons with the responsibility for managing the compliance monitoring function as part of the management system;
 - (5) nominate a person or group of persons with the responsibility for managing the development, administration, and maintenance of effective safety management processes as part of the management system;
 - (6) ensure that the person or group of persons nominated in accordance with points (a)(3) to (a)(5) and (b)(2) of point [CAMO.A.305](#) have direct access to keep him/her properly informed on compliance and safety matters;
 - (7) demonstrate a basic understanding of this Regulation.
- (b) For organisations also approved as air carriers licensed in accordance with Regulation (EC) No 1008/2008, the accountable manager shall in addition:
- (1) be the person appointed as accountable manager for the air carrier as required by point (a) of point ORO.GEN.210 of Annex III (Part-ORO) to Regulation (EU) No 965/2012;
 - (2) nominate a person responsible for the management and supervision of continuing airworthiness, who shall not be employed by an organisation approved in accordance with [Annex II \(Part-145\)](#) under contract to the operator, unless specifically agreed by the competent authority.
- (ba) If involved in continuing airworthiness management activities related to a contract established in accordance with point [M.A.201\(ea\)](#), the person or persons nominated in accordance with point (a)(3) of point [CAMO.A.305](#) shall not be employed by an organisation approved in accordance with [Annex II \(Part-145\)](#) under contract to the CAMO, unless specifically agreed by the competent authority.
- (c) The person or persons nominated in accordance with points (a)(3) to (a)(5) and (b)(2) of point [CAMO.A.305](#) shall be able to demonstrate relevant knowledge, background and satisfactory experience related to aircraft continuing airworthiness management and demonstrate a working knowledge of this Regulation. Such person(s) shall be ultimately responsible to the accountable manager.
- (d) The organisation shall have a system in place to plan the availability of staff to ensure that the organisation has sufficient appropriately qualified staff to plan, perform, supervise, inspect and monitor the organisation's activities in accordance with the terms of approval.
- (e) To be approved to carry out airworthiness reviews or recommendations in accordance with point (e) of point [CAMO.A.125](#) and, if applicable, to issue permits to fly in accordance with point (f) of point [CAMO.A.125](#), the organisation shall have airworthiness review staff qualified and authorised in accordance with point [CAMO.A.310](#).
- (f) For organisations extending airworthiness review certificates in accordance with point (d)(4) of point [CAMO.A.125](#), the organisation shall nominate persons authorised to do so.
- (g) The organisation shall establish and control the competency of personnel involved in compliance monitoring, safety management, continuing airworthiness management, airworthiness reviews or recommendations, and, if applicable, issuing permits to fly, in accordance with a procedure and to a standard agreed by the competent authority. In addition to the necessary expertise related to the job function, competency must include an

understanding of safety management and human factors principles appropriate to the person's function and responsibilities in the organisation.

AMC1 CAMO.A.305(a) Personnel requirements

ED Decision 2020/002/R

ACCOUNTABLE MANAGER

Accountable manager is normally intended to mean the chief executive officer of the CAMO, who by virtue of his or her position, has overall (including in particular financial) responsibility for running the organisation. The accountable manager may be the accountable manager for more than one organisation, and is not necessarily required to be knowledgeable on technical matters, as the CAME defines the continuing airworthiness standards. When the accountable manager is not the chief executive officer, the organisation should demonstrate to the competent authority that the accountable manager has direct access to the chief executive officer and has the necessary funding allocation for the continuing airworthiness management activities sought.

AMC1 CAMO.A.305(a)(3) Personnel requirements

ED Decision 2020/002/R

MANAGEMENT STRUCTURE FOR CONTINUING AIRWORTHINESS MANAGEMENT

The person or group of persons nominated under point [CAMO.A.305\(a\)\(3\)](#) with the responsibility for ensuring compliance should represent the management structure of the organisation, and be responsible for the daily operation of the organisation, for all continuing airworthiness management functions.

Dependent on the size of the operation and the organisational set-up, the continuing airworthiness management functions may be divided under individual managers or combined in any number of ways.

GM1 CAMO.A.305(a)(3) Personnel requirements

ED Decision 2020/002/R

RESPONSIBILITY FOR ENSURING COMPLIANCE

The person(s) nominated in accordance with [CAMO.A.305\(a\)\(3\)](#) are responsible, in the day-to-day continuing airworthiness management activities, for ensuring that the organisation personnel work in accordance with the applicable procedures and regulatory requirements.

These nominated persons should demonstrate a complete understanding of the applicable regulatory requirements, and ensure that the organisation's processes and standards accurately reflect the applicable requirements. It is their role to ensure that compliance is proactively managed, and that any early warning signs of non-compliance are documented and acted upon.

AMC1 CAMO.A.305(a)(4);(a)(5) Personnel requirements

ED Decision 2020/002/R

SAFETY MANAGEMENT AND COMPLIANCE MONITORING FUNCTION

(a) Safety management

If more than one person is designated for the development, administration and maintenance of effective safety management processes, the accountable manager should identify the person who acts as the unique focal point, i.e. the 'safety manager'.

The functions of the safety manager should be to:

- (i) facilitate hazard identification, risk assessment and management;
- (ii) monitor the implementation of actions taken to mitigate risks, as listed in the safety action plan, unless action follow-up is addressed by the compliance monitoring function;
- (iii) provide periodic reports on safety performance to the safety review board (the functions of the safety review board are those defined in [AMC1 CAMO.A.200\(a\)\(1\)](#));
- (iv) ensure the maintenance of safety management documentation;
- (v) ensure that there is safety training available, and that it meets acceptable standards;
- (vi) provide advice on safety matters; and
- (vii) ensure the initiation and follow-up of internal occurrence investigations.

(b) Compliance monitoring function

If more than one person is designated for the compliance monitoring function, the accountable manager should identify the person who acts as the unique focal point, i.e. the 'compliance monitoring manager'.

(1) The role of the compliance monitoring manager should be to ensure that:

- (i) the activities of the organisation are monitored for compliance with the applicable requirements and any additional requirements as established by the organisation, and that these activities are carried out properly under the supervision of the nominated persons referred to in points [CAMO.A.305\(a\)\(3\)](#) to (a)(5).
- (ii) any contracted maintenance is monitored for compliance with the contract or work order;
- (iii) an audit plan is properly implemented, maintained, and continually reviewed and improved; and
- (iv) corrections and corrective actions are requested as necessary.

(2) The compliance monitoring manager should:

- (i) not be one of the persons referred to in point [CAMO.A.305\(a\)\(3\)](#);
- (ii) be able to demonstrate relevant knowledge, background and appropriate experience related to the activities of the organisation, including knowledge and experience in compliance monitoring; and
- (iii) have access to all parts of the organisation, and as necessary, any subcontracted organisation.

(c) If the functions related to compliance monitoring or safety management are combined with other duties, the organisation should ensure this does not result in any conflicts of interest. In particular, the compliance monitoring function should be independent from the continuing airworthiness management functions.

(d) If the same person is designated to manage both the compliance monitoring function and safety management-related processes and tasks, the accountable manager, with regard to his or her direct accountability for safety, should ensure that sufficient resources are allocated to both functions, taking into account the size of the organisation, and the nature and complexity of its activities.

- (e) Subject to a risk assessment and/or mitigation actions, and agreement by the competent authority, with due regard to the size of the organisation and the nature and complexity of its activities, the compliance monitoring manager role and/or safety manager role may be exercised by the accountable manager, provided that he or she has demonstrated the related competency as defined in point (b)(2)(ii).

GM1 CAMO.A.305(a)(5) Personnel requirements

ED Decision 2020/002/R

SAFETY MANAGER

- (a) Depending on the size of the organisation and the nature and complexity of its activities, the safety manager may be assisted by additional safety personnel in performing all the safety management tasks as defined in [AMC1 CAMO.A.200\(a\)\(1\)](#).
- (b) Regardless of the organisational set-up, it is important that the safety manager remains the unique focal point for the development, administration, and maintenance of the organisation's safety management processes.

GM1 CAMO.A.305(b) Personnel requirements

ED Decision 2022/017/R

When a CAMO is contracted (in accordance with point [M.A.201\(ea\)](#)) by one or more operators that form part of a single air carrier business grouping but not of the same legal entity, those operator(s) and CAMO do not have to appoint the same accountable manager.

AMC1 CAMO.A.305(b)(2) Personnel requirements

ED Decision 2020/002/R

POST HOLDER

- (a) When the licensed air carrier intends to nominate a CAMO post holder who is also employed by a Part-145 organisation, it should justify why such nomination is being made and support it through a risk assessment and/or mitigation actions.
- (b) This paragraph only applies to contracted maintenance and therefore does not affect situations where the organisation approved under Part-145 and the air carrier licensed in accordance with Regulation (EC) No 1008/2008 are the same organisation.

AMC1 CAMO.A.305(c) Personnel requirements

ED Decision 2022/011/R

KNOWLEDGE, BACKGROUND AND EXPERIENCE OF NOMINATED PERSON(S)

The person or persons nominated in accordance with points [CAMO.A.305\(a\)](#) and [CAMO.A.305\(b\)](#) should have:

- (a) practical experience and expertise in the application of aviation safety standards and safe operating practices;
- (b) a comprehensive knowledge of:
- (i) relevant parts of operational requirements and procedures;
 - (ii) the AOC holder's operations specifications when applicable;

- (iii) the need for, and content of, the relevant parts of the AOC holder's operations manual when applicable.
- (c) knowledge of:
 - (i) HF principles;
 - (ii) safety management systems based on the EU management system requirements (including compliance monitoring) and ICAO Annex 19.
- (d) 5 years of relevant work experience, of which at least 2 years should be from the aeronautical industry in an appropriate position;
- (e) a relevant engineering degree or an aircraft maintenance technician qualification with additional education that is acceptable to the competent authority. 'Relevant engineering degree' means an engineering degree from aeronautical, mechanical, electrical, electronic, avionics or other studies that are relevant to the maintenance and/or continuing airworthiness of aircraft/aircraft components;

The above recommendation may be replaced by 5 years of experience in addition to those already recommended by paragraph (d) above. These 5 years should cover an appropriate combination of experience in tasks related to aircraft maintenance and/or continuing airworthiness management and/or surveillance of such tasks;

For the person to be nominated in accordance with point (a)(4) or (a)(5) of point [CAMO.A.305](#), in the case where the organisation holds one or more additional organisation certificates within the scope of Regulation (EU) 2018/1139 and that person has already an equivalent position (i.e. compliance monitoring manager, safety manager) under the additional certificate(s) held, the provisions set out in the first two paragraphs of point (e) may be replaced by the completion of a specific training programme acceptable to the competent authority to gain an adequate understanding of maintenance standards and continuing airworthiness concepts and principles.

- (f) thorough knowledge of the organisation's CAME;
- (g) knowledge of a relevant sample of the type(s) of aircraft gained through a formalised training course. These courses should be at least at a level equivalent to Part-66 Appendix III Level 1 General Familiarisation and could be provided by a Part-147 organisation, by the manufacturer, or by any other organisation accepted by the competent authority.

'Relevant sample' means that these courses should cover typical aircraft and aircraft systems that are within the scope of work.

For all balloons and any other aircraft of 2 730 kg MTOM or less, the formalised training courses may be replaced by a demonstration of the required knowledge by providing documented evidence, or by an assessment performed by the competent authority. This assessment should be recorded.

- (h) knowledge of maintenance methods;
- (i) knowledge of the applicable regulations.

AMC1 CAMO.A.305(d) Personnel requirements

ED Decision 2020/002/R

SUFFICIENT NUMBER OF PERSONNEL

- (a) The actual number of persons to be employed and their necessary qualifications is dependent upon the tasks to be performed and thus dependent on the size, nature and complexity of the organisation (general aviation aircraft, corporate aircraft, number of aircraft and the aircraft types, complexity of the aircraft and their age and for commercial air transport, route network, line or charter, ETOPS) and the amount and complexity of maintenance contracting. Consequently, the number of persons needed, and their qualifications may differ greatly from one organisation to another and a simple formula covering the whole range of possibilities is not feasible.
- (b) To implement a system to plan the availability of staff and to enable the competent authority to accept the number of persons and their qualifications, the organisation should make an analysis of the tasks to be performed, the way in which it intends to divide and/or combine these tasks, indicate how it intends to assign responsibilities and establish the number of man/hours and the qualifications needed to perform the tasks. This analysis should be kept up to date and reviewed in case of significant changes to the organisation.
- (c) In addition, as part of its management system in accordance with point [CAMO.A.200](#), the organisation should have a procedure to assess and mitigate risks:
 - (1) when actual staff availability is less than the planned staffing level for any particular work shift or period;
 - (2) in case of a temporary increase of the proportion of contracted staff for the purpose of meeting specific operational needs.

GM1 CAMO.A.305(f) Personnel requirements

ED Decision 2020/002/R

PERSONS AUTHORISED TO EXTEND AIRWORTHINESS REVIEW CERTIFICATES

The approval by the competent authority of the exposition, containing, as specified in point [CAMO.A.300\(a\)\(5\)](#), the list of point [CAMO.A.305\(f\)](#) personnel authorised to extend airworthiness review certificates, constitutes their formal acceptance by the competent authority and also their formal authorisation by the organisation.

Airworthiness review staff are automatically recognised as persons with authority to extend an airworthiness review certificate in accordance with points [CAMO.A.125\(e\)\(1\)](#), [M.A.901\(f\)](#) and [ML.A.901\(c\)](#).

AMC1 CAMO.A.305(g) Personnel requirements

ED Decision 2022/017/R

COMPETENCY ASSESSMENT OBJECTIVES

The procedure referred to in point [CAMO.A.305\(g\)](#) should require amongst others that technical support personnel such as, planners, engineers, and technical record staff, supervisors, post-holders, airworthiness review staff, whether employed or contracted, are assessed for competency before unsupervised work commences and competency is controlled on a continuous basis.

Competency should be assessed by the evaluation of:

- on-the-job performance and/or testing of knowledge by appropriately qualified personnel;
- records for basic, organisational, and/or product type and differences training; and
- experience records.

Validation of the above could include a confirmation check with the organisation(s) that issued such document(s). For that purpose, experience/training may be recorded in a document such as a log book.

As a result of this assessment, an individual's qualification should determine:

- which level of ongoing supervision would be required and whether unsupervised work could be permitted;
- whether there is a need for additional training.

A record should be kept of each individual's qualifications and competency assessment (refer also to point [CAMO.A.220\(c\)](#)). This should include copies of all documents that attest to their qualifications, such as an authorisation held, as applicable.

For a proper competency assessment of its personnel, the organisation should consider the following:

- (a) In accordance with the job function, adequate initial and recurrent training should be provided and recorded to ensure continued competency so that it is maintained throughout the duration of the employment/contract.
- (b) All staff should be able to demonstrate knowledge of, and compliance with, the CAMO procedures, as applicable to their duties.
- (c) All staff should be able to demonstrate an understanding of safety management principles including HF, related to their job function and be trained as per [AMC3 CAMO.A.305\(g\)](#).
- (d) To assist in the assessment of competency and to establish the training needs analysis, job descriptions are recommended for each job function in the organisation. Job descriptions should contain sufficient criteria to enable the required competency assessment.
- (e) Criteria should allow the assessment to establish that, among other aspects (titles might be different in each organisation):
 - (1) Managers are able to properly manage processes, resources and priorities described in their assigned duties, accountabilities and responsibilities in accordance with the safety policy and objectives and in compliance with the applicable requirements and procedures.
 - (2) Maintenance programme engineers are able to interpret source data (norms, data issued by the holder of a design approval or by the competent authority, etc.) and use them to develop the aircraft maintenance programme.
 - (3) Engineering staff are able to interpret source data (norms, data issued by the holder of a design approval or by the competent authority, etc.) and use them as needed (e.g. to make work cards).
 - (4) Planners are able to organise maintenance activities in an effective and timely manner.
 - (5) Compliance monitoring staff are able to monitor compliance with this Regulation and to identify non-compliances in an effective and timely manner so that the organisation may remain in compliance with this Regulation.

- (6) Staff who have been designated safety management responsibilities are familiar with the relevant processes in terms of hazard identification, risk management, and the monitoring of safety performance.
 - (7) All staff are familiar with the safety policy and the procedures and tools that can be used for internal safety reporting.
 - (8) If the CAMO is contracted by air carriers forming part of a single air carrier business grouping (in accordance with point [M.A.201\(ea\)](#)), the CAMO should ensure that all relevant personnel have sufficient skills in the agreed common language, e.g. English.
- (f) The competency assessment should be based upon the procedure specified in [AMC2 CAMO.A.305\(g\)](#).

AMC2 CAMO.A.305(g) Personnel requirements

ED Decision 2020/002/R

COMPETENCY ASSESSMENT PROCEDURE

- (a) The organisation should develop a procedure that describes the process for conducting competency assessment of personnel. The procedure should specify:
 - (1) the persons who are responsible for this process;
 - (2) when the assessment should take place;
 - (3) how to give credit from previous assessments;
 - (4) how to validate qualification records;
 - (5) the means and methods to be used for the initial assessment;
 - (6) the means and methods to be used for the continuous control of competency, including to gather feedback on the performance of personnel;
 - (7) the aspects of competencies to be observed during the assessment in relation to each job function;
 - (8) the actions to be taken if the assessment is not satisfactory; and
 - (9) how to record assessment results.
- (b) Competency may be assessed by having the person work under the supervision of another qualified person for a sufficient time to arrive at a conclusion. Sufficient time could be as little as a few weeks if the person is fully exposed to relevant work. The person need not be assessed against the complete spectrum of their intended duties. If the person has been recruited from another approved CAMO, it is reasonable to accept a written confirmation from the previous organisation.
- (c) All prospective continuing airworthiness management staff should be assessed for their competency related to their intended duties.

AMC3 CAMO.A.305(g) Personnel requirements

ED Decision 2020/002/R

SAFETY TRAINING (INCLUDING HUMAN FACTORS)

- (a) With respect to the understanding of the application of safety management principles (including HF), all organisation personnel should be assessed for the need to receive initial safety training.

Personnel involved in the delivery of the basic continuing airworthiness management services of the organisation should receive both initial and recurrent safety training, appropriate for their responsibilities.

This should include at least the following staff members:

- nominated persons, line managers;
- persons involved in any compliance monitoring and/or safety management related processes and tasks, including application of HF principles, internal investigations and safety training;
- airworthiness review staff;
- technical support personnel such as, planners, engineers, and technical record staff;
- personnel involved in developing and amending/reviewing the AMP, in assessing its effectiveness and/or working on reliability programme; and
- contract staff in the above categories.

The generic term ‘line managers’ refers to departmental head or person responsible for operational departments or functional units directly involved in the delivery of the basic continuing airworthiness management services of the organisation.

- (b) Initial safety training should cover all the topics of the training syllabus specified in [GM2 CAMO.A.305\(g\)](#) either as a dedicated course or else integrated within other training. The syllabus may be adjusted to reflect the particular nature of the organisation. The syllabus may also be adjusted to suit the particular nature of work for each function within the organisation.

Initial safety training compliant with the organisation’s training standards should be provided to personnel identified in accordance with point (a) of this AMC within 6 months of joining the organisation, but temporary staff may need to be trained shortly after joining the organisation to cope with the duration of employment. Personnel being recruited from another organisation, and temporary staff should be assessed for the need to receive any additional safety training.

- (c) The purpose of recurrent safety training is primarily to ensure that staff remain current in terms of SMS principles and HF, and also to collect feedback on safety and HF issues. Consideration should be given to involving compliance monitoring staff and key safety management personnel in this training to provide a consistent presence and facilitate feedback. There should be a procedure to ensure that feedback is formally reported by the trainers through the internal safety reporting scheme to initiate action where necessary.

Recurrent safety training should be delivered either as a dedicated course or else integrated within other training. It should be of an appropriate duration in each 2-year period, in relation to the relevant compliance monitoring audit findings and other internal/external sources of information available to the organisation on safety and HF issues.

- (d) Safety training may be conducted by the organisation itself, independent trainers, or any training organisations acceptable to the competent authority.

AMC4 CAMO.A.305(g) Personnel requirements

ED Decision 2020/002/R

OTHER TRAININGS

- (a) The organisation should assess the need for particular training; for example, with regard to the competency standards established in AMC 20-22 'Electrical Wiring Interconnection System' (EWIS), the AMC 20-20 'Continuing Structural Integrity Programme' or 'Critical Design Configuration Control' (CDCCL).
- (b) Guidance on fuel tank safety training is provided in [Appendix III to AMC4 CAMO.A.305\(g\)](#).
- (c) Those responsible for managing the compliance monitoring function should receive training on this task. Such training should cover the requirements of compliance monitoring, manuals and procedures related to the task, audit techniques, reporting, and recording.
- (d) Personnel involved in developing and amending/reviewing the AMP, in assessing its effectiveness and/or working on reliability programme, should have knowledge of or be trained on statistical analysis and reliability method and the applicable methodology used in developing, as part of the instructions for continuing airworthiness (ICA), the manufacturer recommended maintenance programme (such as maintenance steering group logic).

AMC5 CAMO.A.305(g) Personnel requirements

ED Decision 2020/002/R

INITIAL AND RECURRENT TRAINING

- (a) Adequate initial and recurrent training should be provided and recorded to ensure that staff remain competent.
- (b) Recurrent training should take into account certain information reported through the internal safety reporting scheme (see point (c)(3) of [AMC1 CAMO.A.202](#)).

GM1 CAMO.A.305(g) Personnel requirements

ED Decision 2020/002/R

SAFETY TRAINING (INCLUDING HUMAN FACTORS)

- (a) The scope of the safety training and the related training programme will differ significantly depending on the size and complexity of the organisation. Safety training should reflect the evolving management system, and the changing roles of the personnel who make it work.
- (b) In recognition of this, training should be provided to management and staff at least:
 - (1) during the initial implementation of safety management processes;
 - (2) for all new staff or personnel recently allocated to any safety management related task;
 - (3) on a regular basis to refresh their knowledge and to understand changes to the management system;
 - (4) when changes in personnel affect safety management roles, and related accountabilities, responsibilities, and authorities; and

NOTE: In the context of safety management, the term 'authority' is used in relation to the level of management in the organisation that is necessary to make decisions related to risk tolerability.

- (5) when performing dedicated safety functions in domains such as safety risk management, compliance monitoring, internal investigations.
- (c) Safety training is subject to the record-keeping requirements in point [CAMO.A.220\(c\)](#).

GM2 CAMO.A.305(g) Personnel requirements

ED Decision 2020/002/R

TRAINING SYLLABUS FOR INITIAL SAFETY TRAINING

The training syllabus below identifies the topics and subtopics that should be addressed during the safety training.

The CAMO may combine, divide, or change the order of any of the subjects in the syllabus to suit its own needs, as long as all the subjects are covered to a level of detail that is appropriate for the organisation and its personnel, including the varying level of seniority of that personnel.

Some of the topics may be covered in separate training courses (e.g. health and safety, management, supervisory skills, etc.) in which case duplication of the training is not necessary.

Where possible, practical illustrations and examples should be used, especially accident and incident reports.

Topics should be related to existing legislation, where relevant. Topics should be related to existing guidance/advisory material, where relevant (e.g. ICAO HF Digests and Training Manual).

Topics should be related to continuing airworthiness management and maintenance engineering where possible; too much unrelated theory should be avoided.

- 1 General/Introduction to safety management and HF
 - 1.1 Need to address safety management and HF
 - 1.2 Statistics
 - 1.3 Incidents
- 1a. Safety risk management
 - 1a.1. Hazard identification
 - 1a.2. Safety risk assessment
 - 1a.3. Risk mitigation and management
 - 1a.4. Effectiveness of safety risk management
- 2 Safety Culture/Organisational factors
 - 2.1 Justness/Trust
 - 2.2 Commitment to safety
 - 2.3 Adaptability
 - 2.4 Awareness
 - 2.5 Behaviour
 - 2.6 Information
- 3 Human error
 - 3.1 Error models and theories

- 3.2 Types of errors in continuing airworthiness management and maintenance tasks
- 3.3 Violations
- 3.4 Implications of errors
- 3.5 Avoiding and managing errors
- 3.6 Human reliability
- 4 Human performance & limitations
 - 4.1 Vision
 - 4.2 Hearing
 - 4.3 Information-processing
 - 4.4 Attention and perception
 - 4.5 Situational awareness
 - 4.6 Memory
 - 4.7 Claustrophobia and physical access
 - 4.8 Motivation
 - 4.9 Fitness/Health
 - 4.10 Stress
 - 4.11 Workload management
 - 4.12 Fatigue
 - 4.13 Alcohol, medication, drugs
 - 4.14 Physical work
 - 4.15 Repetitive tasks/complacency
- 5 Environment
 - 5.1 Peer pressure
 - 5.2 Stressors
 - 5.3 Time pressure and deadlines
 - 5.4 Workload
 - 5.5 Shift work
 - 5.6 Noise and fumes
 - 5.7 Illumination
 - 5.8 Climate and temperature
 - 5.9 Motion and vibration
 - 5.10 Complex systems
 - 5.11 Other hazards in the workplace
 - 5.12 Lack of manpower
 - 5.13 Distractions and interruptions

- 6 Procedures, information, tools and practices
 - 6.1 Visual inspection
 - 6.2 Work logging and recording
 - 6.3 Procedure — practice/mismatch/norms
 - 6.4 Technical documentation — access and quality
- 7 Communication
 - 7.1 Shift/Task handover
 - 7.2 Dissemination of information
 - 7.3 Cultural differences
- 8 Teamwork
 - 8.1 Responsibility
 - 8.2 Management, supervision and leadership
 - 8.3 Decision-making
- 9 Professionalism and integrity
 - 9.1 Keeping up to date; currency
 - 9.2 Avoiding error-provoking behaviour
 - 9.3 Assertiveness
- 10 Organisation's safety programme
 - 10.1 Safety policy and objectives, just culture principles
 - 10.2 Reporting errors and hazards, internal safety reporting scheme
 - 10.3 Investigation process
 - 10.4 Action to address problems
 - 10.5 Feedback and safety promotion

GM3 CAMO.A.305(g) Personnel requirements

ED Decision 2020/002/R

COMPETENCY OF THE SAFETY MANAGER

The competency of a safety manager should include, but not be limited to, the following:

- (a) knowledge of ICAO standards and European requirements on safety management;
- (b) an understanding of management systems, including compliance monitoring systems;
- (c) an understanding of risk management;
- (d) an understanding of safety investigation techniques and root cause methodologies;
- (e) an understanding of HF;
- (f) understanding and promotion of a positive safety culture;
- (g) operational experience related to the activities of the organisation;

- (h) safety management experience;
- (i) interpersonal and leadership skills, and the ability to influence staff;
- (j) oral and written communications skills;
- (k) data management, analytical and problem-solving skills.

CAMO.A.310 Airworthiness review staff qualifications

Regulation (EU) 2019/1383

- (a) Airworthiness review staff issuing airworthiness review certificates or recommendations in accordance with point (e) of point [CAMO.A.125](#) and, if applicable, issuing permits to fly in accordance with point (f) of point CAMO.A.125 shall have:
 - (1) at least 5 years of experience in continuing airworthiness;
 - (2) acquired an appropriate licence in compliance with Annex (III) Part-66 or an aeronautical degree or a national equivalent;
 - (3) received formal aeronautical maintenance training;
 - (4) held a position within the approved organisation with appropriate responsibilities.
- (b) Notwithstanding points (a)(1), (a)(3) and (a)(4), the requirement laid down in point (a)(2) may be replaced with 5 years of experience in continuing airworthiness additional to those already required by point (a)(1).
- (c) Airworthiness review staff nominated by the organisation can only be issued an authorisation by that organisation when formally accepted by the competent authority after satisfactory completion of an airworthiness review under the supervision of the competent authority, or under the supervision of the organisation's authorised airworthiness review staff, in accordance with a procedure approved by the competent authority as part of the CAME.
- (d) The organisation shall ensure that aircraft airworthiness review staff can demonstrate appropriate, recent continuing airworthiness management experience.

AMC1 CAMO.A.310(a) Airworthiness review staff qualifications

ED Decision 2020/002/R

GENERAL

- (a) Airworthiness review staff are only required if the CAMO wants to be granted [CAMO.A.125\(e\)](#) airworthiness review and, if applicable, [CAMO.A.125\(f\)](#) permit to fly privileges.
- (b) 'Experience in continuing airworthiness' means any appropriate combination of experience in tasks related to aircraft maintenance and/or continuing airworthiness management and/or surveillance of such tasks.
- (c) A person qualified according to [AMC1 CAMO.A.305\(c\)](#) subparagraph (e) should be considered as holding the equivalent to an aeronautical degree.
- (d) An appropriate licence in compliance with Annex III (Part-66) is any one of the following:
 - a category B1 or L licence in the subcategory of the aircraft reviewed, or
 - a category B2 or C licence, or
 - in the case of piston-engine non-pressurised aeroplanes of 2 000 kg MTOM and below, a category B3 licence.

It is not necessary to satisfy the experience requirements of Part-66 at the time of the review.

- (e) To hold a position with appropriate responsibilities means the airworthiness review staff should have a position in the organisation independent from the airworthiness management process or with overall authority on the airworthiness management process of complete aircraft.

Independence from the airworthiness management process may be achieved, among other ways, as follows:

- By being authorised to perform airworthiness reviews only on aircraft for which the person has not participated in their management. For example, performing airworthiness reviews on a specific aircraft type, while being involved in the continuing airworthiness management of a different aircraft type.
- A CAMO holding a maintenance organisation approval may nominate maintenance personnel from their maintenance organisation as airworthiness review staff, as long as they are not involved in the airworthiness management of the aircraft. These personnel should not have been involved in the release to service of that particular aircraft (other than maintenance tasks performed during the physical survey of the aircraft or performed as a result of findings discovered during such physical survey) to avoid possible conflict of interests.
- By nominating as airworthiness review staff personnel from the compliance monitoring department of the CAMO.

Overall authority on the airworthiness management process of complete aircraft may be achieved, among other ways, as follows:

- By nominating as airworthiness review staff the accountable manager or the nominated post holder.
- By being authorised to perform airworthiness reviews only on those particular aircraft for which the person is responsible for the complete continuing airworthiness management process.
- In the case of one-man organisations, this person has always overall authority. This means that this person can be nominated as airworthiness review staff.

AMC1 CAMO.A.310(a)(3) Airworthiness review staff qualifications

ED Decision 2020/002/R

FORMAL AERONAUTICAL MAINTENANCE TRAINING

Formal aeronautical maintenance training means training (internal or external) supported by evidence on the following subjects:

- Relevant parts of initial and continuing airworthiness regulations;
- Relevant parts of operational requirements and procedures, if applicable;
- The organisation's continuing airworthiness management exposition;
- Knowledge of a relevant sample of the type(s) of aircraft gained through a formalised training course. These courses should be at least at a level equivalent to Part-66 Appendix III Level 1 General Familiarisation and could be provided by a Part-147 organisation, by the manufacturer, or by any other organisation accepted by the competent authority.

‘Relevant sample’ means that these courses should cover typical aircraft and aircraft systems that are within the scope of work.

- Maintenance methods.

AMC1 CAMO.A.310(c) Airworthiness review staff qualifications

ED Decision 2020/002/R

FORMAL ACCEPTANCE BY THE COMPETENT AUTHORITY

The approval by the competent authority of the CAME, containing, as specified in point [CAMO.A.300\(a\)\(8\)](#), the nominative list of [CAMO.A.305\(e\)](#) personnel, constitutes the formal acceptance by the competent authority of the airworthiness review staff.

If the airworthiness review is performed under the supervision of existing airworthiness review staff, evidence should be provided to the competent authority.

The inclusion of an airworthiness review staff in such CAME list also constitutes the formal authorisation by the organisation.

AMC1 CAMO.A.310(d) Airworthiness review staff qualifications

ED Decision 2020/002/R

RECENT EXPERIENCE AND VALIDITY

In order to keep the validity of the airworthiness review staff authorisation, the airworthiness review staff should have either:

- been involved in continuing airworthiness management activities for at least 6 months in every 2-year period, or
- conducted at least one airworthiness review in the last 12-month period.

In order to restore the validity of the authorisation, the airworthiness review staff should conduct at a satisfactory level an airworthiness review under the supervision of the competent authority or, if accepted by the competent authority, under the supervision of another currently authorised airworthiness review staff of the continuing airworthiness management organisation concerned in accordance with an approved procedure.

CAMO.A.315 Continuing airworthiness management

Regulation (EU) 2020/270

- (a) The organisation shall ensure that all continuing airworthiness management is carried out in accordance with Section A, Subpart C of Annex I (Part-M), or Section A Subpart C of Annex Vb (Part-ML), as applicable.
- (b) For every aircraft managed, the organisation shall in particular:
 - (1) ensure that an aircraft maintenance programme including any applicable reliability programme, as required by point [M.A.302](#) or [ML.A.302](#) as applicable, is developed and controlled;
 - (2) for aircraft not used by air carriers licensed in accordance with Regulation (EC) No 1008/2008, provide a copy of the aircraft maintenance programme to the owner or operator responsible in accordance with point [M.A.201](#) or [ML.A.201](#) as applicable;

- (3) ensure that data used for any modification and repairs complies with points [M.A.304](#) or [ML.A.304](#) as applicable;
 - (4) for all complex motor-powered aircraft or aircraft used by air carriers licensed in accordance with Regulation (EC) No 1008/2008, establish a procedure to assess non-mandatory modifications and/or inspections and decide on their application, making use of the organisation's safety risk management process as required by point (a)(3) of point [CAMO.A.200](#);
 - (5) ensure that the aircraft, engine(s), propeller(s) and components thereof are taken to an appropriately approved maintenance organisation referred to in Subpart F of Annex I (Part-M), Annex II (Part-145) or Annex Vd (Part-CAO) whenever necessary;
 - (6) order maintenance, supervise activities, and coordinate related decisions to ensure that any maintenance is carried out properly and is appropriately released for the determination of aircraft airworthiness.
- (c) Where the organisation is not appropriately approved in accordance with Subpart F of Annex I (Part-M), Annex II (Part-145) or Annex Vd (Part-CAO) it shall, in consultation with the operator, manage the written maintenance contracts required by points (e)(3), (f)(3), (g)(3) and (h)(3) of [M.A.201](#) or point [ML.A.201](#) to ensure that:
- (1) all maintenance is ultimately carried out by an appropriately approved maintenance organisation;
 - (2) the functions required under points (b), (c), (f) and (g) of point [M.A.301](#) of Annex I (Part-M) or point [ML.A.301](#) of Annex Vb (Part-ML), as applicable, are clearly specified.
- (d) Notwithstanding point (c), the contract may be in the form of individual work orders addressed to the maintenance organisation in the case of:
- (1) an aircraft requiring unscheduled line maintenance;
 - (2) component maintenance, including engine and propeller maintenance, as applicable.
- (e) The organisation shall ensure that human factors and human performance limitations are taken into account during continuing airworthiness management, including all contracted and subcontracted activities.

AMC1 CAMO.A.315 Continuing airworthiness management

ED Decision 2020/002/R

The CAMO should have adequate knowledge of the design information and aircraft configuration (type specification, customer options, airworthiness directives (ADs), airworthiness limitations contained in the aircraft ICA, modifications, repairs, operational and emergency equipment) and of the required and performed maintenance. The status of aircraft configuration and maintenance should be adequately documented to support the management system.

For CS-25 aeroplanes, adequate knowledge of the airworthiness limitations should cover those contained in CS-25 Book 1, Appendix H, paragraph H25.4 and fuel tank system airworthiness limitations including critical design configuration control limitations (CDCCL).

GM1 CAMO.A.315(b)(1) Continuing airworthiness management

ED Decision 2020/002/R

AIRCRAFT MAINTENANCE PROGRAMME

In accordance with [M.A.302](#) and [ML.A.302](#), the CAMO requirement to ‘control’ the AMP includes in particular:

- (i) in the case of aircraft complying with Part-ML, the approval of the AMP and its amendments;
- (ii) in the case of aircraft complying with Part-M, the presentation of the AMP and its amendments to the competent authority for approval, unless the approval is covered by an indirect approval procedure in accordance with [M.A.302\(c\)](#).

AMC1 CAMO.A.315(b)(3) Continuing airworthiness management

ED Decision 2020/002/R

When managing the approval of modifications or repairs, the organisation should ensure that CDCCL are taken into account.

AMC1 CAMO.A.315(b)(4) Continuing airworthiness management

ED Decision 2020/002/R

ASSESSMENT OF NON-MANDATORY INFORMATION

The CAMO managing the continuing airworthiness of the aircraft should establish and work according to a policy, which assesses non-mandatory information (modification or inspections) related to the airworthiness of the aircraft. Non-mandatory information refers to service bulletins, service letters and other information that is produced for the aircraft and its components by an approved design organisation, the manufacturer, the competent authority or the Agency.

GM1 CAMO.A.315(b)(5) Continuing airworthiness management

ED Decision 2020/002/R

This requirement means that the CAMO is responsible for determining what maintenance is required, when it has to be performed, by whom and to what standard in order to ensure the continuing airworthiness of the aircraft.

AMC1 CAMO.A.315(c) Continuing airworthiness management

ED Decision 2023/013/R

- (a) As provided for in [M.A.201](#) or [ML.A.201](#), when the operator is approved as a CAMO, or when the operator/owner contracts a CAMO, this CAMO is in charge of the continuing airworthiness management and this includes the tasks specified:
 - for Part-M aircraft, in [M.A.301](#) points (b), (c), (e), (f), (g) and (h);
 - for Part-ML aircraft, in [ML.A.301](#) points (b), (c), (d) and (e).

If the CAMO does not hold the appropriate maintenance organisation approval (Part-M Subpart F, Part-CAO or a Part-145 approval), then the CAMO should conclude a contract with the appropriate organisation(s).

- (b) The CAMO bears the responsibility for the airworthy condition of the aircraft for which it performs the continuing airworthiness management. Thus, it should be satisfied before the intended flight that all required maintenance has been properly carried out.
- (c) The CAMO should agree with the operator on the process to select a maintenance organisation before concluding any contract with a maintenance organisation.
- (d) The fact that the CAMO has contracted a maintenance organisation should not prevent it from checking at the maintenance facilities on any aspect of the contracted work to fulfil its responsibility for the airworthiness of the aircraft.
- (e) The contract between the CAMO and the maintenance organisation(s) should specify in detail the responsibilities and the work to be performed by each party.
- (f) Both the specification of work and the assignment of responsibilities should be clear, unambiguous and sufficiently detailed to ensure that no misunderstanding arises between the parties concerned that could result in a situation where work that has an effect on the airworthiness or serviceability of aircraft is not or will not be properly performed.
- (g) Special attention should be paid to procedures and responsibilities to ensure that all maintenance work is performed, service bulletins are analysed, and decisions are taken on their accomplishment, airworthiness directives are accomplished on time and that all work, including non-mandatory modifications, is carried out to approved or declared (in accordance with Part 21 Light Subpart C) data and to the latest standards.
- (h) [Appendix IV to AMC1 CAMO.A.315\(c\)](#) gives further details on the subject.

AMC2 CAMO.A.315(c) Continuing airworthiness management

ED Decision 2020/002/R

MAINTENANCE CONTRACT WITH ANOTHER CAMO/OPERATOR

- (a) The purpose of point [CAMO.A.315\(c\)](#) is to ensure that all maintenance is carried out by an appropriately approved maintenance organisation. It is acceptable to contract another operator/CAMO (secondary operator/CAMO) that does not hold a maintenance organisation approval when it proves that such a contract is in the interest of the CAMO by simplifying the management of its maintenance, and the CAMO keeps an appropriate control of it. In this case, the CAMO should include appropriate procedures to ensure that all maintenance is ultimately carried out on time by approved maintenance organisations in accordance with appropriate maintenance data. In particular, the compliance monitoring and safety risk management procedures should place great emphasis on monitoring compliance with the above and ensuring proper hazard identification, and management of risks associated with such contracting. The list of approved maintenance organisations, or a reference to this list, should be included in the CAMO.
- (b) This contract should not preclude the CAMO from ensuring that all maintenance is performed by appropriately approved organisations which comply with [M.A.201](#) or [ML.A.201](#). Typical arrangements are the following:
 - Component maintenance:

The CAMO may find it more appropriate to have a primary contractor (the secondary operator/CAMO) dispatching the components to appropriately approved organisations rather than sending themselves different types of components to various maintenance organisations approved under Part-145. The benefit for the CAMO is that the management of maintenance is simplified by having a single point of contact for

component maintenance. The CAMO remains responsible for ensuring that all maintenance is performed by maintenance organisations approved under Part-145 and in accordance with appropriate maintenance data.

- Aircraft, engine and component maintenance:

The CAMO may wish to have a maintenance contract with a secondary operator/CAMO not approved as maintenance organisation for the same type of aircraft. A typical case is that of a dry-leased aircraft between operators where the parties, for consistency or continuity reasons (especially for short-term lease agreements), find it appropriate to keep the aircraft under the current maintenance arrangement. Where this arrangement involves various maintenance organisations, it might be more manageable for the lessee CAMO to have a single maintenance contract with the lessor operator/CAMO. Whatever type of acceptable maintenance contract is concluded, the CAMO is required to exercise the same level of control on contracted maintenance, particularly through the person(s) nominated under point [CAMO.A.305\(a\)](#) and the management system as referred to in [CAMO.A.200](#).

GM1 CAMO.A.315(c) Continuing airworthiness management

ED Decision 2020/002/R

LINE MAINTENANCE CONTRACT

For line maintenance, the actual layout of the IATA Standard Ground Handling Agreement may be used as a basis, but this does not preclude the CAMO from ensuring that the content of the contract is acceptable and especially that the contract allows the CAMO to properly exercise its continuing airworthiness management responsibility. Those parts of the contract that have no effect on the technical or operational aspects of airworthiness are outside the scope of this paragraph.

GM1 CAMO.A.315(d) Continuing airworthiness management

ED Decision 2020/002/R

WORK ORDERS

The intent of this paragraph is that maintenance contracts are not necessary when the continuing airworthiness management exposition specifies that the relevant maintenance activity may be ordered through one-time work orders. This includes unscheduled line maintenance and may also include component maintenance up to engines, as long as the maintenance is manageable through work orders, in terms of both volume and complexity. It should be noted that this paragraph implies that even where base maintenance is ordered on a case-by-case basis, there should be a written maintenance contract.

CAMO.A.320 Airworthiness review

Regulation (EU) 2019/1383

When the organisation approved in accordance with point (e) of point [CAMO.A.125](#) performs airworthiness reviews, they shall be performed in accordance with point [M.A.901](#) of Annex I (Part-M) or point [ML.A.903](#) of Annex Vb (Part-ML), as applicable.

CAMO.A.325 Continuing airworthiness management data

Regulation (EU) 2020/270

The organisation shall hold and use applicable current maintenance data in accordance with point [M.A.401](#) of Annex I (Part-M) or point [ML.A.401](#) of Annex Vb (Part-ML), as applicable, for the performance of continuing airworthiness tasks referred to in point [CAMO.A.315](#) of this Annex (Part-CAMO). That data may be provided by the owner or the operator, subject to an appropriate contract being established with such an owner or operator. In such case, the continuing airworthiness management organisation shall only keep such data for the duration of the contract, except when otherwise required by point [CAMO.A.220\(a\)](#).

AMC1 CAMO.A.325 Continuing airworthiness management data

ED Decision 2020/002/R

MAINTENANCE DATA PROVIDED BY THE CUSTOMER

When using maintenance data provided by the customer, the CAMO is responsible for ensuring that this data is current. As a consequence, it should establish appropriate procedures or provisions in the contract with the customer.

GM1 CAMO.A.325 Continuing airworthiness management data

ED Decision 2020/002/R

MAINTENANCE DATA PROVIDED BY THE CUSTOMER

The sentence 'except when otherwise required by point (a) of point [CAMO.A.220](#)' refers to, in particular, the need to keep a copy of the customer data which was used to perform continuing airworthiness activities not only during the contract period but also, if considered as record pursuant to point [CAMO.A.220\(a\)\(2\)](#), for the period specified in point [CAMO.A.220\(a\)\(5\)](#).

GM2 CAMO.A.325 Continuing airworthiness management data

ED Decision 2020/002/R

Point [CAMO.A.325](#) refers to 'continuing airworthiness tasks referred to in point [CAMO.A.315](#)'. As a consequence, this covers continuing airworthiness management tasks but not airworthiness reviews.

Airworthiness review requirements are indicated in point [CAMO.A.320](#) and the requirements for the corresponding record retention are contained in point [CAMO.A.220](#).

SECTION B — AUTHORITY REQUIREMENTS

CAMO.B.005 Scope

Regulation (EU) 2019/1383

This Section establishes the administrative and management system requirements to be followed by the competent authority in charge of the implementation and enforcement of Section A of this Annex.

CAMO.B.115 Oversight documentation

Regulation (EU) 2019/1383

The competent authority shall provide all legislative acts, standards, rules, technical publications, and related documents to relevant personnel in order to allow them to perform their tasks and to discharge their responsibilities.

CAMO.B.120 Means of compliance

Regulation (EU) 2019/1383

- (a) The Agency shall develop Acceptable Means of Compliance ('AMC') that may be used to establish compliance with Regulation (EU) 2018/1139 and its delegated and implementing acts.
- (b) Alternative means of compliance may be used to establish compliance with Regulation (EU) 2018/1139 and its delegated and implementing acts
- (c) The competent authority shall establish a system to consistently evaluate that all alternative means of compliance used by itself or by organisations under its oversight allow for the establishment of compliance with Regulation (EU) No 2018/1139 and its delegated and implementing acts.
- (d) The competent authority shall evaluate all alternative means of compliance proposed by an organisation in accordance with point [CAMO.A.120](#) by analysing the documentation provided and, if considered necessary, conducting an inspection of the organisation.

When the competent authority finds that the alternative means of compliance are in accordance with Regulation (EU) 2018/1139 and its delegated and implementing acts, it shall without undue delay:

- (1) notify the applicant that the alternative means of compliance may be implemented and, if applicable, amend the approval or certificate of the applicant accordingly;
 - (2) notify the Agency of their content, including copies of all relevant documentation.
- (e) When the competent authority itself uses alternative means of compliance to achieve compliance with Regulation (EU) 2018/1139 and its delegated and implementing acts it shall:
- (1) make them available to all organisations and persons under its oversight;
 - (2) without undue delay notify the Agency.

The competent authority shall provide the Agency with a full description of the alternative means of compliance, including any revisions to procedures that may be relevant, as well as an assessment demonstrating that they comply with Regulation (EU) 2018/1139 and its delegated and implementing acts.

GM1 CAMO.B.120 Means of compliance

ED Decision 2020/002/R

ALTERNATIVE MEANS OF COMPLIANCE

Alternative means of compliance that are used by a competent authority, or by a CAMO under its oversight, may be used by other competent authorities or another CAMO only if they are processed again in accordance with points [CAMO.B.120\(d\)](#) and (e).

CAMO.B.125 Information to the Agency

Regulation (EU) 2023/203

- (a) The competent authority shall, without undue delay, notify the Agency in case of any significant problems with the application of Regulation (EU) 2018/1139 and its delegated and implementing acts.
- (b) The competent authority shall provide the Agency with safety-significant information stemming from the occurrence reports it has received pursuant to point [CAMO.A.160](#).
- (c) The competent authority of the Member State shall provide the Agency as soon as possible with safety-significant information stemming from the information security reports it has received pursuant to point IS.I.OR.230 of Annex II (Part-IS.I.OR) to Implementing Regulation (EU) 2023/203.

[Applicable from 22 February 2026 – Regulation (EU) 2023/203]

AMC1 CAMO.B.125(b) Information to the Agency

ED Decision 2020/002/R

EXCHANGE OF SAFETY-SIGNIFICANT INFORMATION WITH THE AGENCY

Each competent authority should appoint a coordinator to act as the contact point for the exchange of safety-significant information between the competent authority and the Agency.

GM1 CAMO.B.125(b) Information to the Agency

ED Decision 2020/002/R

MEANING OF 'SAFETY-SIGNIFICANT INFORMATION STEMMING FROM OCCURRENCE REPORTS'

'Safety-significant information stemming from occurrence reports' means:

- (a) a conclusive safety analysis which summarises individual occurrence data and provides an in-depth analysis of a safety issue, and which may be relevant for the Agency's safety action planning; and
- (b) individual occurrence data for the cases where the Agency is the competent authority and which fulfils the reporting criteria of [GM3 CAMO.B.125\(b\)](#).

GM2 CAMO.B.125(b) Information to the Agency

ED Decision 2020/002/R

RECOMMENDED CONTENT FOR CONCLUSIVE SAFETY ANALYSES

A conclusive safety analysis should contain the following:

- (a) a detailed description of the safety issue, including the scenario in which the safety issue takes place; and

- (b) an indication of the stakeholders affected by the safety issue, including types of operations and organisations;

and, as appropriate:

- (c) a risk assessment establishing the severity and probability of all the possible consequences of the safety issue;
- (d) information about the existing safety barriers that the aviation system has in place to prevent the likely safety issue consequences from occurring;
- (e) any mitigating actions already in place or developed to deal with the safety issue;
- (f) recommendations for future actions to control the risk; and
- (g) any other element the competent authority considers essential for the Agency to properly assess the safety issue.

GM3 CAMO.B.125(b) Information to the Agency

ED Decision 2020/002/R

OCCURRENCES WHERE THE AGENCY IS THE COMPETENT AUTHORITY

Occurrences related to organisations or products, certified by the Agency, should be notified to the Agency if:

- (a) the occurrence is defined as a reportable occurrence in accordance with the applicable regulation;
- (b) the organisation responsible for addressing the occurrence is certified by the Agency; and
- (c) the Member State competent authority has come to the conclusion that:
- (1) the organisation certified by the Agency to which the occurrence relates has not been informed of the occurrence; or
 - (2) the occurrence has not been properly addressed or has been left unattended by the organisation certified by the Agency.

Such occurrence data should be reported in a format compatible with the European Coordination Centre for Accident and Incident Reporting Systems (ECCAIRS) and should provide all relevant information for its assessment and analysis, including necessary additional files in the form of attachments.

CAMO.B.135 Immediate reaction to a safety problem

Regulation (EU) 2019/1383

- (a) Without prejudice to Regulation (EU) No 376/2014 and Implementing Regulation (EU) 2015/1018¹, the competent authority shall implement a system to appropriately collect, analyse, and disseminate safety information.
- (b) The Agency shall implement a system to appropriately analyse any relevant safety information received, and without undue delay provide to Member States and the Commission any information, including recommendations or corrective actions to be taken, necessary for them

¹ Regulation (EU) 2015/1018 of 29 June 2015 laying down a list classifying occurrences in civil aviation to be mandatorily reported according to Regulation (EU) No 376/2014 of the European Parliament and of the Council (OJ L 163, 30.6.2015, p. 1).

to react in a timely manner to a safety problem involving products, parts, appliances, persons or organisations subject to Regulation (EU) 2018/1139 and its delegated and implementing acts.

- (c) Upon receiving the information referred to in points (a) and (b), the competent authority shall take adequate measures to address the safety problem.
- (d) Measures taken under point (c) shall immediately be notified to all persons or organisations which need to comply with them under Regulation (EU) 2018/1139 and its delegated and implementing acts. The competent authority shall also notify those measures to the Agency and, when combined action is required, the other Member States concerned.

CAMO.B.135A Immediate reaction to an information security incident or vulnerability with an impact on aviation safety

Regulation (EU) 2023/203

- (a) The competent authority shall implement a system to appropriately collect, analyse, and disseminate information related to information security incidents and vulnerabilities with a potential impact on aviation safety that are reported by organisations. This shall be done in coordination with any other relevant authorities responsible for information security or cybersecurity within the Member State to increase the coordination and compatibility of reporting schemes.
- (b) The Agency shall implement a system to appropriately analyse any relevant safety-significant information received in accordance with point [CAMO.B.125\(c\)](#), and without undue delay provide the Member States and the Commission with any information, including recommendations or corrective actions to be taken, necessary for them to react in a timely manner to an information security incident or vulnerability with a potential impact on aviation safety involving products, parts, non-installed equipment, persons or organisations subject to Regulation (EU) 2018/1139 and its delegated and implementing acts.
- (c) Upon receiving the information referred to in points (a) and (b), the competent authority shall take adequate measures to address the potential impact on aviation safety of the information security incident or vulnerability.
- (d) Measures taken in accordance with point (c) shall immediately be notified to all persons or organisations that shall comply with them under Regulation (EU) 2018/1139 and its delegated and implementing acts. The competent authority of the Member State shall also notify those measures to the Agency and, when combined action is required, the competent authorities of the other Member States concerned.

[Applicable from 22 February 2026 – Regulation (EU) 2023/203]

AMC1 CAMO.B.135A Immediate reaction to an information security incident or vulnerability with an impact on aviation safety

ED Decision 2023/010/R

- (c) To appropriately collect and analyse information related to information security incidents and vulnerabilities with a potential impact on aviation safety, the competent authority should implement means that ensure the necessary confidentiality.
- (d) When disseminating information related to information security incidents and vulnerabilities with a potential impact on aviation safety, the competent authority should properly select the

appropriate recipient(s) to prevent the content of a report from being exploited to the detriment of aviation safety, by revealing, for instance, uncorrected vulnerabilities.

[Applicable from 22 February 2026 – Regulation (EU) 2023/203]

GM1 CAMO.B.135A Immediate reaction to an information security incident or vulnerability with an impact on aviation safety

ED Decision 2023/010/R

When deemed necessary, a two-step mechanism could be used: a report alerting about the information security event or incident and the availability of additional data that would require controlled and confidential distribution. This report should only alert recipients of the urgency and the necessity for organisations and competent authorities to establish further communication through secure means.

Therefore, the report should consist of two parts: one limited to mostly public information and one containing the sensitive data that should be restricted to the recipients who need to know. Wherever possible, reports should be based on an agreed taxonomy.

[Applicable from 22 February 2026 – Regulation (EU) 2023/203]

CAMO.B.200 Management system

Regulation (EU) 2023/203

- (a) The competent authority shall establish and maintain a management system, including as a minimum:
- (1) documented policies and procedures to describe its organisation, means and methods to comply with Regulation (EU) 2018/1139 and its delegated and implementing acts. The procedures shall be kept up to date, and serve as the basic working documents within that competent authority for all related tasks;
 - (2) a sufficient number of personnel to perform its tasks and discharge its responsibilities. A system shall be in place to plan the availability of personnel, in order to ensure the proper completion of all tasks;
 - (3) personnel qualified to perform their allocated tasks and have the necessary knowledge, experience, initial and recurrent training to ensure continuing competency;
 - (4) adequate facilities and office accommodation to perform the allocated tasks;
 - (5) a function to monitor compliance of the management system with the relevant requirements and adequacy of the procedures including the establishment of an internal audit process and a safety risk management process. Compliance monitoring shall include a feedback system of audit findings to the senior management of the competent authority to ensure implementation of corrective actions as necessary;
 - (6) a person or group of persons ultimately responsible to the senior management of the competent authority for the compliance monitoring function.
- (b) The competent authority shall, for each field of activity, including management system, appoint one or more persons with the overall responsibility for the management of the relevant task(s).
- (c) The competent authority shall establish procedures for participation in a mutual exchange of all necessary information and assistance with other competent authorities concerned, including all findings raised and follow-up actions taken as a result of oversight of persons and

organisations exercising activities in the territory of a Member State, but certified by the competent authority of another Member State or the Agency.

- (d) A copy of the procedures related to the management system and their amendments shall be made available to the Agency for the purpose of standardisation and to the organisations subject to this Regulation, if so requested.
- (e) In addition to the requirements contained in point (a), the management system established and maintained by the competent authority shall comply with Annex I (Part-IS.AR) to Implementing Regulation (EU) 2023/203 in order to ensure the proper management of information security risks which may have an impact on aviation safety.

[Applicable from 22 February 2026 – Regulation (EU) 2023/203]

AMC1 CAMO.B.200 Management system

ED Decision 2020/002/R

ORGANISATIONAL STRUCTURE

- (a) In deciding upon the required organisational structure, the competent authority should review:
 - (1) the number of certificates to be issued, and the number and size of the potential CAMOs within that Member State;
 - (2) the possible use of qualified entities and of the resources of the competent authorities of other Member States to fulfil the continuing oversight obligations;
 - (3) the level of civil aviation activity, number and complexity of aircraft and the size of the Member State's aviation industry; and
 - (4) the potential growth of activities in the field of civil aviation.
- (b) The competent authority should retain effective control of important surveillance functions and should not delegate them in such a way that CAMOs, in effect, regulate themselves in airworthiness matters.
- (c) The set-up of the organisational structure should ensure that the various tasks and obligations of the competent authority do not solely rely on individuals. The continuous and undisturbed fulfilment of these tasks and obligations of the competent authority should also be guaranteed in case of illness, accident or leave of individual employees.

AMC2 CAMO.B.200 Management system

ED Decision 2020/002/R

GENERAL

- (a) The competent authority designated by each Member State should be organised in such a way that:
 - (1) there is specific and effective management authority in the conduct of all the relevant activities;
 - (2) the functions and processes described in the applicable requirements of Regulation (EU) 2018/1139 and its delegated and implementing acts, AMC, Certification Specifications (CSs), and Guidance Material (GM) may be properly implemented;

- (3) the competent authority's organisation and operating procedures for the implementation of the applicable requirements of Regulation (EU) 2018/1139 and its delegated and implementing acts are properly documented and applied;
 - (4) all the competent authority's personnel who are involved in the related activities are provided with training where necessary;
 - (5) specific and effective provision is made for communicating and interfacing as necessary with EASA and the competent authorities of other Member States; and
 - (6) all the functions related to implementing the applicable requirements are adequately described.
- (b) A general policy in respect of the activities related to the applicable requirements of Regulation (EU) 2018/1139 and its delegated and implementing acts should be developed, promoted, and implemented by the manager at the highest appropriate level; for example, the manager at the top of the functional area of the competent authority that is responsible for such activities.
- (c) Appropriate steps should be taken to ensure that the policy is known and understood by all the personnel involved, and all the necessary steps should be taken to implement and maintain the policy.
- (d) The general policy, whilst also satisfying the additional national regulatory responsibilities, should, in particular, take into account:
- (1) the provisions of Regulation (EU) 2018/1139;
 - (2) the provisions of the applicable implementing rules and their AMC, CSs, and GM;
 - (3) the needs of industry; and
 - (4) the needs of EASA and of the competent authority.
- (e) The policy should define specific objectives for the key elements of the organisation and processes for implementing the related activities, including the corresponding control procedures and the measurement of the achieved standard.

AMC1 CAMO.B.200(a)(1) Management system

ED Decision 2020/002/R

DOCUMENTED POLICIES AND PROCEDURES

- (a) The various elements of the organisation involved with the activities related to Regulation (EU) 2018/1139 and its delegated and implementing acts should be documented in order to establish a reference source for the establishment and maintenance of this organisation.
- (b) The documented procedures should be established in a way that facilitates their use. They should be clearly identified, kept up to date, and made readily available to all the personnel who are involved in the related activities.
- (c) The documented procedures should cover, as a minimum, all of the following aspects:
 - (1) policy and objectives;
 - (2) organisational structure;
 - (3) responsibilities and associated authority;
 - (4) procedures and processes;
 - (5) internal and external interfaces;

- (6) internal control procedures;
 - (7) the training of personnel;
 - (8) cross-references to associated documents;
 - (9) assistance from other competent authorities or EASA (where required).
- (d) It is likely that the information may be held in more than one document or series of documents, and suitable cross-referencing should be provided. For example, the organisational structure and job descriptions are not usually in the same documentation as the detailed working procedures. In such cases, it is recommended that the documented procedures should include an index of cross references to all such other related information, and the related documentation should be readily available when required.

GM1 CAMO.B.200(a)(2) Management system

ED Decision 2020/002/R

SUFFICIENT PERSONNEL

- (a) This GM on the determination of the required personnel is limited to the performance of certification and oversight tasks, excluding any personnel who are required to perform tasks that are subject to any national regulatory requirements.
- (b) The elements to be considered when determining who are the required personnel and planning their availability may be divided into quantitative and qualitative elements:
 - (1) Quantitative elements:
 - (i) the estimated number of initial certificates to be issued;
 - (ii) the number of organisations to be certified by the competent authority; and
 - (iii) the estimated number of subcontracted organisations used by certified organisations.
 - (2) Qualitative elements:
 - (i) the size, nature, and complexity of the activities of certified organisations, taking into account:
 - (A) the privileges of each organisation;
 - (B) the types of approval and the scope of approval;
 - (C) possible certification to industry standards;
 - (D) the number of personnel; and
 - (E) the organisational structure and the existence of subsidiaries;
 - (ii) the safety priorities identified;
 - (iii) the results of past oversight activities, including audits, inspections and reviews, in terms of risks and regulatory compliance, taking into account:
 - (A) the number and the level of findings;
 - (B) the time frame for implementation of corrective actions; and
 - (C) the maturity of the management systems implemented by organisations, and their ability to effectively manage safety risks; and

-
- (iv) the size and complexity of the Member State's aviation industry, and the potential growth of activities in the field of civil aviation, which may be an indication of the number of new applications and changes to existing certificates to be expected.
 - (c) Based on the existing data from previous oversight planning cycles, and taking into account the situation within the Member State's aviation industry, the competent authority may estimate:
 - (1) the standard working time required for processing applications for new certificates;
 - (2) the number of new certificates to be issued for each planning period; and
 - (3) the number of changes to existing certificates to be processed for each planning period.
 - (d) In line with the competent authority's oversight policy, the following planning data should be determined:
 - (1) the standard number of audits to be performed per oversight planning cycle;
 - (2) the standard duration of each audit;
 - (3) the standard working time for audit preparation, on-site audit, reporting, and follow-up, per inspector;
 - (4) the standard number of unannounced inspections to be performed;
 - (5) the standard duration of inspections, including preparation, reporting, and follow-up, per inspector; and
 - (6) the minimum number and the required qualification of the inspectors for each audit/inspection.
 - (e) The standard working time could be expressed either in working hours per inspector, or in working days per inspector. All planning calculations should then be based on the same unit (hours or working days).
 - (f) It is recommended that the competent authority use a spreadsheet application to process the data defined under (c) and (d), to assist in determining the total number of working hours/days per oversight planning cycle required for certification, oversight and enforcement activities. This application could also serve as a basis for implementing a system for planning the availability of personnel.
 - (g) The number of working hours/days per planning period for each qualified inspector that may be allocated for certification, oversight and enforcement activities should be determined, taking into account:
 - (1) purely administrative tasks that are not directly related to certification and oversight;
 - (2) training;
 - (3) participation in other projects;
 - (4) planned absence; and
 - (5) the need to include a reserve for unplanned tasks or unforeseeable events.
 - (h) The determination of the working time available for certification, oversight and enforcement activities should also consider, as applicable:
 - (1) the use of qualified entities;
 - (2) cooperation with other competent authorities for approvals that involve more than one Member State; and

- (3) oversight activities under a bilateral aviation safety agreement.
- (i) Based on the elements listed above, the competent authority should be able to:
 - (1) monitor the dates when audits and inspections are due, and when they were carried out;
 - (2) implement a system to plan the availability of personnel; and
 - (3) identify possible gaps between the number and qualification of personnel and the required volume of certification and oversight.

Care should be taken to keep planning data up to date in line with changes in the underlying planning assumptions, with particular focus on risk-based oversight principles.

AMC1 CAMO.B.200(a)(3) Management system

ED Decision 2020/002/R

QUALIFICATION AND TRAINING — GENERAL

- (a) It is essential for the competent authority to have the full capability to adequately assess the compliance and performance of an organisation by ensuring that the whole range of activities is assessed by appropriately qualified personnel.
- (b) For each inspector, the competent authority should:
 - (1) define the competencies required to perform the allocated certification and oversight tasks;
 - (2) define the associated minimum qualifications that are required;
 - (3) establish initial and recurrent training programmes in order to maintain and to enhance the competency of inspectors at the level that is necessary to perform the allocated tasks; and
 - (4) ensure that the training provided meets the established standards, and is regularly reviewed and updated whenever necessary.
- (c) The competent authority may provide training through its own training organisation with qualified trainers, or through another qualified training source.
- (d) If training is not provided through an internal training organisation, adequately experienced and qualified persons may act as trainers, provided that their training skills have been assessed. If required, an individual training plan should be established that covers specific training skills. Records should be kept of such training, and of the assessment, as appropriate.

AMC2 CAMO.B.200(a)(3) Management system

ED Decision 2020/002/R

QUALIFICATION AND TRAINING — INSPECTORS

- (a) Competent authority inspectors should have:
 - (1) practical experience and expertise in the application of aviation safety standards and safe operating practices;
 - (2) comprehensive knowledge of:
 - (a) the relevant parts of the implementing rules, certification specifications and guidance material;

- (b) the competent authority's procedures;
 - (c) the rights and obligations of an inspector;
 - (d) safety management systems based on the EU management system requirements (including compliance monitoring) and ICAO Annex 19;
 - (e) continuing airworthiness management including maintenance programme development and control;
 - (f) operational procedures that affect the continuing airworthiness management of the aircraft or its maintenance; and
 - (g) maintenance-related HF and human performance principles;
- (3) training on auditing techniques and assessing and evaluating management systems and safety risk management processes.
- (4) 5 years of relevant work experience for them to be allowed to work independently as inspectors. This may include experience gained during training to obtain the qualification mentioned below in point (a)(5);
- (5) a relevant engineering degree or an aircraft maintenance technician qualification with additional education. 'Relevant engineering degree' refers to an engineering degree from aeronautical, mechanical, electrical, electronic, avionics or other studies that are relevant to the maintenance and continuing airworthiness of aircraft/aircraft components;
- (6) knowledge of a relevant sample of the type(s) of aircraft gained through a formalised training course. These courses should be at least at a level equivalent to Part-66 Appendix III Level 1 General Familiarisation.
- 'Relevant sample' means that these courses should cover typical aircraft and aircraft systems that are within the scope of work; and
- (7) knowledge of maintenance standards, including fuel tank safety (FTS) training as described in [Appendix III to AMC4 CAMO.A.305\(g\)](#).
- (b) In addition to technical competency, inspectors should have a high degree of integrity, be impartial in carrying out their tasks, be tactful, and have a good understanding of human nature.
- (c) A programme for recurrent training should be developed that ensures that the inspectors remain competent to perform their allocated tasks. As a general policy, it is not desirable for the inspectors to obtain technical qualifications from those entities that are under their direct regulatory oversight.

AMC3 CAMO.B.200(a)(3) Management system

ED Decision 2020/002/R

INITIAL AND RECURRENT TRAINING — INSPECTORS

- (a) Initial training programme:

The initial training programme for inspectors should include, as appropriate to their role, current knowledge, experience and skills in at least all of the following:

- (1) aviation legislation, organisation, and structure;
- (2) the Chicago Convention, the relevant ICAO Annexes and Documents;

- (3) Regulation (EU) No 376/2014 on the reporting, analysis and follow-up of occurrences in civil aviation;
- (4) overview of Regulation (EU) 2018/1139, its delegated and implementing acts and the related AMC, CS, and GM;
- (5) Regulation (EU) No 1321/2014 as well as any other applicable requirements;
- (6) management systems, including the assessment of the effectiveness of a management system, in particular hazard identification and risk assessment, and non-punitive reporting techniques in the context of the implementation of a 'just culture';
- (7) auditing techniques;
- (8) procedures of the competent authority that are relevant to the inspectors' tasks;
- (9) HF principles;
- (10) the rights and obligations of inspecting personnel of the competent authority;
- (11) on-the-job training that is relevant to the inspector's tasks; and
- (12) technical training, including training on aircraft-specific subjects, that is appropriate to the role and tasks of the inspector, in particular for those areas that require approvals.

NOTE: The duration of the on-the-job training should take into account the scope and complexity of the inspector's tasks. The competent authority should assess whether the required competency has been achieved before an inspector is authorised to perform a task without supervision.

(b) Recurrent training programme

Once qualified, the inspector should undergo training periodically, as well as whenever deemed necessary by the competent authority, in order to remain competent to perform the allocated tasks. The recurrent training programme for inspectors should include, as appropriate to their role, at least the following topics:

- (1) changes in aviation legislation, the operational environment and technologies;
- (2) procedures of the competent authority that are relevant to the inspector's tasks;
- (3) technical training, including training on aircraft-specific subjects, that is appropriate to the role and tasks of the inspector; and
- (4) results from past oversight.

(c) An assessment of an inspector's competency should take place at regular intervals that do not exceed 3 years. The results of these assessments, as well as any actions taken following the assessments, should be recorded.

AMC1 CAMO.B.200(a)(5) Management system

ED Decision 2020/002/R

SAFETY RISK MANAGEMENT PROCESS

- (a) The safety risk management process required by point [CAMO.B.200](#) should be documented. The following should be defined in the related documentation:
 - (1) means for hazard identification, and the related data sources, taking into account data that comes from other competent authorities with which the competent authority interfaces in the State, or from the competent authorities of other Member States;

- (2) risk management steps including:
 - (i) analysis (in terms of the probability and the severity of the consequences of hazards and occurrences);
 - (ii) assessment (in terms of tolerability); and
 - (iii) control (in terms of mitigation) of risks to an acceptable level;
 - (3) who holds the responsibilities for hazard identification and risk management;
 - (4) who holds the responsibilities for the follow-up of risk mitigation actions;
 - (5) the levels of management who have the authority to make decisions regarding the tolerability of risks;
 - (6) means to assess the effectiveness of risk mitigation actions; and
 - (7) the link with the compliance monitoring function.
- (b) To demonstrate that the safety risk management process is operational, competent authorities should be able to provide evidence that:
- (1) the persons involved in internal safety risk management activities are properly trained;
 - (2) hazards that could impact the authority's capabilities to perform its tasks and discharge its responsibilities have been identified and the related risk assessment is documented;
 - (3) regular meetings take place at appropriate levels of management of the competent authority to discuss the risks identified, and to decide on the tolerability of risks and possible risk mitigations;
 - (4) in addition to the initial hazard identification exercise, the risk management process is triggered as a minimum whenever changes occur that may affect the competent authority's capability to perform any of the tasks required by Part-CAMO;
 - (5) a record of the actions taken to mitigate risks is maintained, showing the status of each action and the owner of the action;
 - (6) there is a follow-up on the implementation of all risk mitigation actions;
 - (7) risk mitigation actions are assessed for their effectiveness; and
 - (8) the results of risk assessments are periodically reviewed to check whether they remain relevant. (Are the assumptions still valid? Is there new information?).

GM1 CAMO.B.200(a)(5) Management system

ED Decision 2020/002/R

SAFETY RISK MANAGEMENT PROCESS

The purpose of safety risk management as part of the management system framework for competent authorities is to ensure the effectiveness of the management system. As for any organisation, hazard identification and risk management is expected to contribute to effective decision-making, to guide the allocation of resources and contribute to organisational success.

The safety risk management process required by point [CAMO.B.200](#) is intended to address the safety risks that are directly related to the competent authority's organisation and processes, and which may affect its capability to perform its tasks and discharge its responsibilities. This process is not intended to be a substitute for the State safety risk management SARPs defined in ICAO Annex 19, Chapter 3, component 3.3. This does not mean, however, that the competent authority may not use information

and data that is obtained through its State Safety Programme (SSP), including oversight data and information, for the purpose of safety risk management as part of its management system.

The safety risk management process is also to be applied to the management of changes ([CAMO.B.210](#)), which is intended to ensure that the management system remains effective whenever changes occur.

AMC1 CAMO.B.200(d) Management system

ED Decision 2020/002/R

PROCEDURES TO BE MADE AVAILABLE TO THE AGENCY

- (a) Copies of the procedures related to the competent authority's management system, and their amendments, that should be made available to the Agency for the purpose of standardisation, should provide at least the following information:
- (1) the competent authority's organisational structure for the continuing oversight functions that it undertakes, with a description of the main processes. This information should demonstrate the allocation of responsibilities within the competent authority, and that the competent authority is capable of carrying out the full range of tasks for the size and complexity of the Member State's aviation industry. It should also consider the overall proficiency and the scope of authorisation of the competent authority's personnel;
 - (2) for personnel who are involved in oversight activities, the minimum required professional qualification and amount of experience, and the principles that are used to guide their appointment (e.g. assessment);
 - (3) how the following are carried out: assessments of applications and evaluations of compliance, the issuing of certificates, continuing oversight activities, the follow-up of findings, enforcement measures and the resolution of safety concerns;
 - (4) the principles used for the management of exemptions and derogations;
 - (5) the processes that are in place to distribute the applicable safety information to enable a timely reaction to a safety problem;
 - (6) the criteria for planning continuing oversight activities (i.e. oversight programme), including the management of interfaces when conducting continuing oversight activities (of air operations and of continuing airworthiness management, for example); and
 - (7) an outline of the initial training of newly recruited oversight personnel (taking future activities into account), and the basic framework for the recurrent training of oversight personnel.
- (b) As part of the continuous monitoring of a competent authority, the Agency may request details of the working methods used, in addition to a copy of the procedures of the competent authority's management system (and any amendments). These additional details are the procedures and the related guidance material that describe the working methods for the personnel of the competent authority who conduct oversight activities.
- (c) Information related to the competent authority's management system may be submitted in an electronic format.

CAMO.B.205 Allocation of tasks

Regulation (EU) 2023/203

- (a) Tasks related to the initial certification, or continuing oversight of persons, or organisations subject to Regulation (EU) 2018/1139 and its delegated and implementing acts may be allocated by Member States only to qualified entities. When allocating tasks, the competent authority shall ensure that it has:
- (1) put a system in place to initially and continuously assess that the qualified entity complies with Annex VI ‘Essential requirements for qualified entities’ to Regulation (EU) 2018/1139. This system and the results of the assessments shall be documented;
 - (2) established a documented agreement with the qualified entity, approved by both parties at the appropriate management level, which clearly defines:
 - (i) the tasks to be performed;
 - (ii) the declarations, reports, and records to be provided;
 - (iii) the technical conditions to be met in performing such tasks;
 - (iv) the related liability coverage;
 - (v) the protection given to information acquired in carrying out such tasks.
- (b) The competent authority shall ensure that the internal audit process and safety risk management process required by point (a)(5) of point [CAMO.B.200](#) covers all certification, or continuing oversight tasks performed on its behalf.
- (c) With regard to the certification and oversight of the organisation’s compliance with point [CAMO.A.200A](#), the competent authority may allocate tasks to qualified entities in accordance with point (a), or to any relevant authority responsible for information security or cybersecurity within the Member State. When allocating tasks, the competent authority shall ensure that:
- (1) all aspects related to aviation safety are coordinated and taken into account by the qualified entity or relevant authority;
 - (2) the results of the certification and oversight activities performed by the qualified entity or relevant authority are integrated in the overall certification and oversight files of the organisation;
 - (3) its own information security management system established in accordance with point [CAMO.B.200\(e\)](#) covers all the certification and continuing oversight tasks performed on its behalf.

[Applicable from 22 February 2026 – Regulation (EU) 2023/203]

GM1 CAMO.B.205 Allocation of tasks to qualified entities

ED Decision 2023/010/R

[Applicable until 21 February 2026 – ED Decision 2020/002/R]

GM1 CAMO.B.205 Allocation of tasks

[Applicable from 22 February 2026 – Regulation (EU) 2023/203]

CERTIFICATION TASKS

The tasks that may be performed by a qualified entity on behalf of the competent authority include those that are related to the initial certification and to the continuing oversight of persons and organisations as defined in Regulation (EU) No 1321/2014.

CAMO.B.210 Changes in the management system

Regulation (EU) 2019/1383

- (a) The competent authority shall have a system in place to identify changes that affect its capability to perform its tasks and discharge its responsibilities as defined in Regulation (EU) 2018/1139 and its delegated and implementing acts. This system shall enable it to take action as appropriate to ensure that its management system remains adequate and effective.
- (b) The competent authority shall update its management system to reflect any change to Regulation (EU) 2018/1139 and its delegated and implementing acts in a timely manner, so as to ensure effective implementation.
- (c) The competent authority shall notify the Agency of changes affecting its capability to perform its tasks and discharge its responsibilities as defined in Regulation (EU) 2018/1139 and its delegated and implementing acts.

CAMO.B.220 Record-keeping

Regulation (EU) 2019/1383

- (a) The competent authority shall establish a system of record-keeping that allows adequate storage, accessibility, and reliable traceability of:
 - (1) the management system's documented policies and procedures;
 - (2) training, qualification, and authorisation of its personnel;
 - (3) the allocation of tasks, covering the elements required by point [CAMO.B.205](#), as well as the details of tasks allocated;
 - (4) certification processes and continuing oversight of certified organisations, including:
 - (i) the application for an organisation certificate;
 - (ii) the competent authority's continuing oversight programme, including all assessment, audit and inspection records;
 - (iii) the organisation certificate, including any changes thereto;
 - (iv) a copy of the oversight programme listing the dates when audits are due and when audits were carried out;
 - (v) copies of all formal correspondence;

- (vi) details of findings, corrective actions, date of action closure, any exemption and enforcement actions;
 - (vii) any assessment, audit and inspection reports issued by another competent authority pursuant to point (d) of point [CAMO.B.300](#);
 - (viii) copies of all organisation CAMEs or manuals and amendments thereto;
 - (ix) copies of any other document approved by the competent authority;
 - (5) the evaluation and notification to the Agency of alternative means of compliance proposed by organisations, and the assessment of alternative means of compliance used by the competent authority itself;
 - (6) safety information and follow-up measures in accordance with point [CAMO.B.125](#);
 - (7) the use of flexibility provisions in accordance with Regulation (EU) 2018/1139 and its delegated and implementing acts.
- (b) The competent authority shall maintain a list of all organisation certificates it issued.
 - (c) All records referred to in points (a) and (b) shall be kept for a minimum period of 5 years subject to applicable data protection law.
 - (d) All records referred to in points (a) and (b) shall be made available upon request to a competent authority of another Member State or the Agency.

AMC1 CAMO.B.220(a) Record-keeping

ED Decision 2020/002/R

GENERAL

- (a) The record-keeping system should ensure that all records are accessible within a reasonable time whenever they are needed. These records should be organised in a manner that ensures their traceability and retrievability throughout the required retention period.
- (b) All records that contain sensitive data regarding applicants or organisations should be stored in a secure manner with controlled access to ensure confidentiality.
- (c) Records should be kept in paper form or in electronic format or a combination of the two. Records that are stored on microfilm or optical discs are also acceptable. The records should remain legible and accessible throughout the required retention period. The retention period starts when the record is created.
- (d) Paper systems should use robust material which can withstand normal handling and filing. Computer record systems should have at least one backup system, which should be updated within 24 hours of any new entry. Computer record systems should include safeguards against any unauthorised personnel from altering the data.
- (e) All computer hardware that is used to ensure the backup of data should be stored in a different location from the one that contains the working data, and in an environment that ensures that the data remains in a good condition. When hardware or software changes take place, special care should be taken to ensure that all the necessary data continues to be accessible throughout at least the full period specified in point [CAMO.B.220\(c\)](#).

AMC1 CAMO.B.220(a)(1) Record-keeping

ED Decision 2020/002/R

COMPETENT AUTHORITY MANAGEMENT SYSTEM

Records that are related to the competent authority's management system should include, as a minimum, and as applicable:

- (a) the documented policies and procedures;
- (b) the personnel files of the competent authority's personnel, with the supporting documents related to their training and qualifications;
- (c) the results of the competent authority's internal audit and safety risk management processes, including audit findings, and corrective, preventive and risk mitigation actions; and
- (d) the contract(s) established with any qualified entities that perform certification or oversight tasks on behalf of the competent authority.

AMC1 CAMO.B.220(d) Record-keeping

ED Decision 2020/002/R

REQUEST BY A COMPETENT AUTHORITY OF ANOTHER MEMBER STATE OR THE AGENCY

The cases, when records shall be made available should be limited to:

- incidents or accidents;
- findings through the aircraft continuing airworthiness monitoring (ACAM) programme where organisations approved by another competent authority are involved, to determine the root cause;
- aircraft mainly operated in another Member State;
- aircraft previously operated in another Member State;
- organisations having approvals in several Member States.

When records are requested from another Member State, the reason for the request should be clearly stated. The records can be made available by sending a copy or by allowing their consultation.

CAMO.B.300 Oversight principles

Regulation (EU) 2023/203

- (a) The competent authority shall verify:
 - (1) compliance with the requirements applicable to organisations prior to the issue of an organisation certificate, as applicable;
 - (2) continued compliance with the applicable requirements of organisations it has certified;
 - (3) implementation of appropriate safety measures mandated by the competent authority as defined in points (c) and (d) of point [CAMO.B.135](#).
- (b) This verification shall:
 - (1) be supported by documentation specifically intended to provide personnel responsible for safety oversight with guidance to perform their functions;
 - (2) provide the organisations concerned with the results of safety oversight activity;

- (3) be based on assessments, audits and inspections, including unannounced inspections;
 - (4) provide the competent authority with the evidence needed in case further action is required, including the measures provided for in point [CAMO.B.350](#) 'Findings and corrective actions'.
- (c) The scope of oversight defined in points (a) and (b) shall take into account the results of past oversight activities and the safety priorities.
- (d) Where organisation facilities are located in more than one State, the competent authority as defined in point [CAMO.A.105](#) may agree to have oversight tasks performed by the competent authority(ies) of the Member State(s) where facilities are located, or by the Agency for facilities located in a third country. Any organisation subject to such agreement shall be informed of its existence and of its scope.
- (e) For oversight performed at facilities located in another State, the competent authority as defined in point [CAMO.A.105](#) shall inform the competent authority of such State, or the Agency for facilities of organisations having their principal place of business in a third country, before performing any on-site audit or inspection of such facilities.
- (f) The competent authority shall collect and process any information deemed useful for oversight, including for unannounced inspections.
- (g) When a contract is concluded in accordance with point [M.A.201\(ea\)](#) of Annex I (Part-M), the competent authority responsible for the oversight of the CAMO and the competent authorities responsible for the oversight of the operators concerned shall cooperate to ensure the exchange of information which is relevant for the performance of their tasks. This cooperation shall include the exchange of information on results of the oversight activities performed by those competent authorities and may include the performance of oversight tasks on the CAMO by the competent authorities responsible for the operators.
- (g) With regard to the certification and oversight of the organisation's compliance with point [CAMO.A.200A](#), in addition to complying with points (a) to (f), the competent authority shall review any approval granted under point IS.I.OR.200(e) of this Regulation or point IS.D.OR.200(e) of Delegated Regulation (EU) 2022/1645 following the applicable oversight audit cycle and whenever changes are implemented in the scope of work of the organisation.

[Applicable from 22 February 2026 – Regulation (EU) 2023/203]

AMC1 CAMO.B.300(a);(b);(c) Oversight principles

ED Decision 2020/002/R

MANAGEMENT SYSTEM ASSESSMENT

As part of the initial certification of an organisation, the competent authority should assess the organisation's management system and processes to make sure that all the required enablers of a functioning management system are present and suitable.

As part of its continuing oversight activities, the competent authority should verify that the required enablers remain present and operational, and assess the effectiveness of the organisation's management system and processes.

When significant changes take place in the organisation, the competent authority should determine whether there is a need to review the existing assessment to ensure that it is still appropriate.

GM1 CAMO.B.300(a);(b);(c) Oversight principles

ED Decision 2022/017/R

MANAGEMENT SYSTEM MATURITY LEVELS

Regarding the evaluation of the maturity of the management systems, the following definitions apply:

- ‘present’: there is evidence that the process/feature is documented in the organisation’s management system/safety management system (SMS) documentation;
- ‘suitable’: the process/feature is suitable based on the size, nature, and complexity of the organisation, and the inherent risk in the activity;
- ‘operating’: there is evidence that the process/feature is in use and an output is being produced;
- ‘effective’: there is evidence that the process/feature is achieving the desired outcome and has a positive safety impact.

AMC1 CAMO.B.300(f) Oversight principles

ED Decision 2020/002/R

INFORMATION DEEMED USEFUL FOR OVERSIGHT

This information should include, as a minimum:

- (a) any occurrence reports received by the competent authority;
- (b) the results of the following types of inspections and surveys if they indicate an issue that originates from a Part-CAMO organisation:
 - (i) ramp inspections performed in accordance with Subpart RAMP of Annex II (Part-ARO) of Commission Regulation (EU) No 965/2012 ‘Air Operations’;
 - (ii) product surveys of aircraft pursuant to points [M.B.303](#) or [ML.B.303](#);
 - (iii) results of aircraft sample surveys conducted pursuant to point [CAMO.B.305\(b\)\(1\)](#); and
 - (iv) results of physical surveys or partial airworthiness reviews performed by the competent authority in line with point [M.B.901](#).

GM1 CAMO.B.300(g) Oversight principles

ED Decision 2022/017/R

COOPERATION BETWEEN COMPETENT AUTHORITIES

When a contract is concluded between a CAMO and an operator in accordance with point [M.A.201\(ea\)](#), which may occur during an initial CAMO application or an application for a change (requiring prior approval), the competent authorities of the CAMO and of the operator need to cooperate.

This cooperation between the different competent authorities may be established through a cooperative oversight agreement. That agreement will focus on the information that is relevant for performing the competent authority’s tasks, and be proportional to the nature and complexity of the organisations’ activities. It will cover at least the following aspects:

- (a) General information
 - (1) Scope of the cooperation and identification of the operator (or operators if the competent authorities agree to include in a single agreement several operators that use the same CAMO) and the CAMO.

-
- (2) Nomination of focal points in each competent authority; changing the focal points does not imply a full revision of the cooperation agreement.
 - (3) Meetings held between the competent authorities to ensure that all remain informed of significant issues.
 - (4) Provisions for the resolution of conflicts or disagreements.
- (b) Oversight
- (1) Sharing of the oversight programme that is implemented by each competent authority (e.g. audit plan and audit programme especially regarding the oversight of the management system), including the competent authorities' assessment of the complexity of the organisations' activities.
 - (2) Sharing of the management system assessment approach that is used by each competent authority (refer also to [GM2 CAMO.B.300\(g\)](#)).
 - (3) Sharing of the results of the management system assessments.
 - (4) Performance of oversight tasks on the CAMO by the competent authorities responsible for the operator, on behalf of the competent authority of the CAMO, if such arrangement exists.
 - (5) Participation of inspectors from one competent authority as observers during the performance of oversight tasks by another competent authority, or joint audits/assessments by different competent authorities.
 - (6) Specific support, if needed, to assist in the inclusion of an aircraft into the AOC, when transferred from one AOC holder to another within the group.
 - (7) Sharing of information on how the CAMO and operator manage their tasks, to adapt oversight accordingly, such as, but not limited to, the following:
 - (i) the selection of aircraft subject to product audits as part of the oversight of the CAMO may consider information that comes from the competent authorities of the operator(s), which is provided to the competent authority of the CAMO;
 - (ii) information on the use and completion of the aircraft technical log system or on the use of the minimum equipment list (MEL) by the operator, which is reported by the competent authority of the CAMO to the competent authority of the relevant operator, may be considered in the operator's oversight programme;
 - (iii) sharing of information on the interfaces between the operator(s) and the CAMO regarding the assessment of non-mandatory modifications and/or inspections and the decision on their application as per point [CAMO.A.315\(b\)\(4\)](#); and
 - (iv) sharing of information on the system in place between the operator(s) and the CAMO to ensure that pre-flight inspections are properly accomplished.
- (c) Additional cooperation provisions
- (1) Sharing of information between competent authorities, as well as methods and timing for that sharing, e.g. the result of the assessment of the management system is shared every time the assessment is conducted by one of the competent authorities.
 - (2) A cooperation mechanism to ensure prompt reaction if one of the competent authorities shares serious concerns about the organisation with another competent authority.

- (3) Information to be provided to the competent authority of the operator before integrating an aircraft to the AOC.
- (4) Sharing of information between competent authorities before granting any specific approval (e.g. Part-SPA, AMC 20-6, etc.).
- (5) Sharing of the relevant operator's and CAMO's occurrence reports as well as of the procedures in place between relevant competent authorities to ensure coordinated follow-up and resolution, where applicable.
- (6) Sharing of changes in the exposition and manuals when those changes impact harmonised procedures.

GM2 CAMO.B.300(g) Oversight principles

ED Decision 2022/017/R

ASSESSMENT OF HARMONISED MANAGEMENT SYSTEMS

- (a) One of the core capabilities that are required for supporting the effective implementation of safety management is the ability to monitor the effectiveness of an organisation's management system. Competent authorities assess that effectiveness as part of their oversight activities. Cooperation between several competent authorities on that assessment is necessary, especially when different organisations have harmonised management systems as required by point [M.A.201\(ea\)](#).
- (b) To ensure cooperative oversight and sound decision-making regarding oversight across a single air carrier business grouping, the competent authorities involved are expected to provide for the following:
 - (1) Use a common approach to the assessment of the management system, including the continuous improvement of the management systems across the operator(s) and the CAMO involved. Different competent authorities may not necessarily use the same tool to assess the maturity of the harmonised management systems. However, they will coordinate on this matter and share with one another to which extent their assessment approach follows the principles that are set out in [GM1 CAMO.B.300\(a\);\(b\);\(c\)](#). This way, all competent authorities involved will have an overall understanding of how each competent authority evaluates compliance and effectiveness of the management system(s).
 - (2) When a finding is raised on a harmonised procedure or, if used, on a group standard, the other competent authority(ies) is/are informed, and the related root cause analysis and corrective action plan that are developed by the operator(s) and CAMO concerned are shared with all competent authorities involved. In addition, the informed competent authority(ies) will assess if such a finding is relevant for the organisation under its/their oversight and, depending on the conclusion of such an assessment, will take appropriate action (e.g. take no action, communicate with the organisation or with the competent authority that raised the finding, or raise a finding itself/themselves).
- (c) Regarding the duration of the oversight planning cycle of the organisations whose management systems are harmonised:
 - (1) even if the management systems of organisations are harmonised with each other, the maturity levels of those management systems may differ; as the oversight planning cycle is mainly driven by the management system's maturity and the organisation's compliance

- records, some organisations may have an oversight planning cycle of 24 months (or less) and others a 36- or 48-month cycle;
- (2) the competent authorities involved will inform each other when the duration of the oversight planning cycle of the organisation(s) under their oversight is to be increased or reduced.

CAMO.B.305 Oversight programme

Regulation (EU) 2019/1383

- (a) The competent authority shall establish and maintain an oversight programme covering the oversight activities required by point [CAMO.B.300](#).
- (b) The oversight programme shall be developed taking into account the specific nature of the organisation, the complexity of its activities, the results of past certification and/or oversight activities, and shall be based on the assessment of associated risks. It shall include within each oversight planning cycle:
- (1) assessments, audits and inspections, including unannounced inspections and, as applicable:
 - (i) management system assessments and process audits;
 - (ii) product audits of a relevant sample of aircraft managed by the organisation;
 - (iii) sampling of airworthiness reviews performed;
 - (iv) sampling of permits to fly issued;
 - (2) meetings convened between the accountable manager and the competent authority to ensure both remain informed of significant issues.
- (c) For organisations certified by the competent authority, an oversight planning cycle not exceeding 24 months shall be applied.
- (d) Notwithstanding point (c), the oversight planning cycle may be extended up to 36 months if the competent authority has established that during the previous 24 months:
- (1) the organisation has demonstrated an effective identification of aviation safety hazards and management of associated risks;
 - (2) the organisation has continuously demonstrated under point [CAMO.A.130](#) that it has full control over all changes;
 - (3) no level 1 findings have been issued;
 - (4) all corrective actions have been implemented within the time period accepted or extended by the competent authority as defined in point [CAMO.B.350](#).

Notwithstanding point (c), the oversight planning cycle may be further extended to a maximum of 48 months if, in addition to the conditions provided in points (1) to (4) of the first subparagraph, the organisation has established, and the competent authority has approved, an effective continuous reporting system to the competent authority on the safety performance and regulatory compliance of the organisation itself.

- (e) The oversight planning cycle may be reduced if there is any evidence that the safety performance of the organisation has decreased.

- (f) The oversight programme shall include records of the dates when audits, inspections and meetings are due, and when such audits, inspections and meetings have been carried out.
- (g) At the completion of each oversight planning cycle, the competent authority shall issue a recommendation report on the continuation of the approval reflecting the results of oversight.

AMC1 CAMO.B.305(a);(b) Oversight programme

ED Decision 2020/002/R

ANNUAL REVIEW

- (a) The oversight planning cycle and the related oversight programme for each organisation should be reviewed annually to ensure that they remain adequate regarding any changes in the nature, complexity or the safety performance of the organisation.
- (b) When reviewing the oversight planning cycle and the related oversight programme, the competent authority should also consider any relevant information collected in accordance with points [CAMO.A.160](#) and [CAMO.B.300\(f\)](#).

AMC1 CAMO.B.305(b) Oversight programme

ED Decision 2020/002/R

SPECIFIC NATURE AND COMPLEXITY OF THE ORGANISATION — RESULTS OF PAST OVERSIGHT

When determining the oversight programme, including the product audits, the competent authority should consider in particular the following elements, as applicable:

- (1) the effectiveness of the organisation's management system in identifying and addressing non-compliances and safety hazards;
- (2) the implementation by the organisation of any industry standards that are directly relevant to the organisation's activity subject to this Regulation;
- (3) the procedure applied for and the scope of changes not requiring prior approval;
- (4) any specific procedures implemented by the organisation that are related to any alternative means of compliance used;
- (5) the number of approved locations and the activities performed at each location;
- (6) the number and type of any subcontractors who perform continuing airworthiness management tasks; and
- (7) the volume of activity for each aircraft type / series / group, as applicable.

AMC2 CAMO.B.305(b) Oversight programme

ED Decision 2020/002/R

SUBCONTRACTED ACTIVITIES

When a CAMO subcontracts continuing airworthiness management tasks, all subcontracted organisations should also be audited by the competent authority at periods not exceeding the applicable oversight planning cycle (credits per [AMC2 CAMO.B.305\(c\)](#) point (d) are permitted) to ensure that the subcontracted continuing airworthiness management tasks are carried out in compliance with Part-CAMO, Part-M and Part-ML, as applicable.

For these audits, the competent authority inspector should ensure that he or she is accompanied throughout the audit by a senior technical member of the CAMO.

NOTE: When a CAMO subcontracts continuing airworthiness management tasks, the competent authority should also ensure that the CAMO has sufficient control over the subcontracted organisation (see [AMC1 CAMO.A.125\(d\)\(3\)](#)).

AMC1 CAMO.B.305(b)(1) Oversight programme

ED Decision 2020/002/R

AUDIT

- (a) The oversight programme should indicate which aspects of the approval will be covered by each audit.
- (b) Part of each audit should concentrate on the audit reports produced by the organisation's compliance monitoring function, to determine whether the organisation has been identifying and correcting its problems.
- (c) At the conclusion of the audit, the auditing inspector should complete an audit report that identifies the areas and processes that were audited, and includes all findings that were raised.
- (d) At the completion of each oversight planning cycle, a new EASA Form 13-CAMO should be issued.

AMC1 CAMO.B.305(c) Oversight programme

ED Decision 2020/002/R

OVERSIGHT PLANNING CYCLE — AUDIT AND INSPECTION

- (a) When determining the oversight planning cycle and defining the oversight programme, the competent authority should assess the risks related to the activity of each organisation, and adapt the oversight to the level of risk identified and to the effectiveness of the organisation's management system, in particular its ability to effectively manage safety risks.
- (b) The competent authority should establish a schedule of audits and inspections that is appropriate to each organisation. The planning of audits and inspections should take into account the results of the hazard identification and the risk assessment conducted and maintained by the organisation as part of the organisation's management system. Inspectors should work in accordance with the schedule provided to them.
- (c) When the competent authority, having regard to the level of risk identified and the effectiveness of the organisation's management system, varies the frequency of an audit or inspection, it should ensure that all aspects of the organisation's activity are audited and inspected within the applicable oversight planning cycle.

AMC2 CAMO.B.305(c) Oversight programme

ED Decision 2020/002/R

OVERSIGHT PLANNING CYCLE — AUDIT

- (a) For each organisation certified by the competent authority, all processes should be completely audited at periods that do not exceed the applicable oversight planning cycle. The beginning of the first oversight planning cycle is normally determined by the date of issue of the first certificate. If the competent authority wishes to align the oversight planning cycle with the calendar year, it should shorten the first oversight planning cycle accordingly.
- (b) The interval between two audits for a particular process should not exceed the interval of the applicable oversight planning cycle.

- (c) Audits should include at least one on-site audit within each oversight planning cycle. For organisations who carry out their regular activity at more than one site, the determination of the sites to be audited should consider the results of past oversight activities and the volume of activities at each site, as well as main risk areas identified.
- (d) For organisations holding more than one certificate, the competent authority may define an integrated oversight schedule to include all the applicable audit items. In order to avoid any duplication of audits, credit may be granted for specific audit items that have already been completed during the current oversight planning cycle, provided that:
 - (1) the specific audit item is the same for all the certificates under consideration;
 - (2) there is satisfactory evidence on record that those specific audit items were carried out, and that all the related corrective actions have been implemented to the satisfaction of the competent authority;
 - (3) the competent authority is satisfied that there is no evidence that standards have deteriorated regarding those specific audit items for which credit is granted;
 - (4) the interval between two audits for the specific item for which credit is granted does not exceed the applicable oversight planning cycle.

AMC1 CAMO.B.305(d) Oversight programme

ED Decision 2020/002/R

EXTENSION OF THE OVERSIGHT PLANNING CYCLE BEYOND 24 MONTHS

- (a) If the competent authority applies an oversight planning cycle that exceeds 24 months, it should, at a minimum, perform one focused inspection of the organisation (inspection of a specific area, element or aspect of the organisation) within each 12-month segment of the cycle to support the extended oversight programme.

NOTE: Where another inspection can be linked to the oversight of the organisation (e.g. when an aircraft managed by the organisation is inspected through ACAM survey), then the competent authority may take credit of such inspection to maintain the extension beyond 24 months.

- (b) If the results of this inspection indicate a decrease in the safety performance or regulatory compliance of the organisation, the competent authority should revert to a 24-month (or less) oversight planning cycle and review the oversight programme accordingly.
- (c) In order to be able to approve an oversight planning cycle of beyond 36 months, the competent authority should agree on the format and contents of the continuous reporting to be made by the organisation on its safety performance and regulatory compliance.

CAMO.B.310 Initial certification procedure

Regulation (EU) 2019/1383

- (a) Upon receiving an application for the initial issue of a certificate for an organisation, the competent authority shall verify the organisation's compliance with the applicable requirements.
- (b) A meeting with the accountable manager of the organisation shall be convened at least once during the investigation for initial certification to ensure that he/she fully understands the significance of the certification process and the reason for signing the statement of the organisation to comply with the procedures specified in the CAME.

- (c) The competent authority shall record all findings, closure actions (actions required to close a finding) and recommendations.
- (d) The competent authority shall confirm in writing all the findings raised during the verification to the organisation. For initial certification, all findings must be corrected to the satisfaction of the competent authority before the certificate can be issued.
- (e) When satisfied that the organisation complies with the applicable requirements, the competent authority shall:
 - (1) issue the certificate as established in Appendix I 'EASA Form 14' to this Annex;
 - (2) formally approve the CAME.
- (f) The certificate reference number shall be included on the EASA Form 14 certificate in a manner specified by the Agency.
- (g) The certificate shall be issued for an unlimited duration. The privileges, scope of the activities that the organisation is approved to conduct, including any limitations as applicable, shall be specified in the terms of approval attached to the certificate.
- (h) To enable the organisation to implement changes without prior competent authority approval in accordance with point (c) of point [CAMO.A.130](#), the competent authority shall approve the relevant CAME procedure defining the scope of such changes and describing how such changes will be managed and notified.

AMC1 CAMO.B.310 Initial certification procedure

ED Decision 2022/017/R

VERIFICATION OF COMPLIANCE

- (a) In order to verify the organisation's compliance with the applicable requirements, the competent authority should conduct an audit of the organisation, including interviews of the personnel, and inspections carried out at the organisation's facilities.
- (b) The competent authority should only conduct such an audit if it is satisfied that the application and the supporting documentation, including the results of the pre-audit performed by the organisation, are in compliance with the applicable requirements.
- (c) The audit should focus on the following areas:
 - (1) the detailed management structure, including the names and qualifications of personnel required by points [CAMO.A.305\(a\)](#) and (b)(2), and the adequacy of the organisation and its management structure;
 - (2) the personnel:
 - (i) the adequacy of the number of staff, and of their qualifications and experience with regard to the intended terms of approval and the associated privileges;
 - (ii) the validity of licences and/or authorisations, as applicable;
 - (3) the processes for safety risk management and compliance monitoring;
 - (4) the facilities and their adequacy regarding the organisation's scope of work;
 - (5) The documentation based on which the certificate should be granted (i.e. the documentation required by Part-CAMO), including the continuing airworthiness management contract when point [M.A.201\(ea\)](#) is applied:

- (i) verification that the procedures specified in the CAME comply with the applicable requirements; and
 - (ii) verification that the accountable manager has signed the exposition statement.
- (d) If an application for an organisation certificate is refused, the applicant should be informed of the right of appeal that exists under national law.

GM1 CAMO.B.310 and CAMO.B.330 Initial certification procedure and changes

ED Decision 2022/017/R

In relation to point [M.A.201\(ea\)](#), if an application, submission, receipt, certificate, or other document is submitted to a competent authority in a language different from the official language of the Member State of that authority, that authority may request a translation.

AMC1 CAMO.B.310(a) Initial certification procedure

ED Decision 2020/002/R

AUDIT

- (a) The competent authority should determine how and by whom the audit shall be conducted. For example, it will be necessary to determine whether one large team audit, a short series of small team audits, or a long series of single inspector audits is most appropriate for the particular situation.
- (b) The audit may be structured so as to verify the organisation's processes related to a product line. For example, in the case of an organisation with Airbus A320 and Airbus A310 ratings, the audit should concentrate on the continuing airworthiness management processes of one type only for a full compliance check, and depending upon the result, the second type may only require a sample check against those aspects that were seen to be weak regarding compliance for the first type.
- (c) In determining the scope of the audit and which activities of the organisation will be assessed during the audit, the privileges of the approved organisation should be taken into account, e.g. their approval to carry out airworthiness reviews.
- (d) The competent authority auditing inspector should always ensure that he or she is accompanied throughout the audit by a senior member of the organisation, who is normally the compliance monitoring manager. The reason for being accompanied is to ensure that the organisation is fully aware of any findings raised during the audit.
- (e) At the end of the audit, the auditing inspector should inform the senior member of the organisation of all the findings that were raised during the audit.

AMC1 CAMO.B.310(c) Initial certification procedure

ED Decision 2020/002/R

- (a) There may be occasions when the competent authority inspector is unsure about the compliance of some aspects of the applicant's organisation. If this occurs, the inspector should inform the organisation about the possible non-compliance at the time, and about the fact that the situation will be reviewed within the competent authority before a decision is made. If the review concludes that there is no finding, then a verbal confirmation to the organisation should suffice.

- (b) Findings should be recorded on the audit report form, each with a provisional categorisation as a level 1 or 2 finding. Subsequent to the on-site audit that identified the particular findings, the competent authority should review the provisional finding levels, adjusting them if necessary, and should change the categorisation from ‘provisional’ to ‘confirmed’.

AMC2 CAMO.B.310(c) Initial certification procedure

ED Decision 2020/002/R

- (a) The audit should be recorded using the audit report EASA Form 13-CAMO ([Appendix V to AMC2 CAMO.B.310\(c\)](#)).
- (b) A review of the EASA Form 13-CAMO audit report should be carried out by a competent independent person nominated by the competent authority. The review should take into account the relevant points of Part-CAMO, the categorisation of the finding levels and the closure action that was taken. A satisfactory review of the audit report should be indicated by a signature on EASA Form 13-CAMO.
- (c) The audit reports should include the date when each finding was closed, together with a reference to the competent authority report or letter that confirmed the closure.

AMC1 CAMO.B.310(d) Initial certification procedure

ED Decision 2020/002/R

All findings should be confirmed in writing to the applicant organisation within 2 weeks of the on-site audit.

GM1 CAMO.B.310(e)(1); CAMO.B.330 Initial certification procedure and changes

ED Decision 2020/002/R

TERMS OF APPROVAL

The table shown for the terms of approval in [EASA Form 14](#) includes a field designated as ‘Aircraft type/series/group’.

The intention is to give maximum flexibility to the competent authority to customise the approval to a particular organisation.

Possible alternatives to be included in this field are the following:

- A specific type designation that is part of a type certificate, such as Airbus 340-211 or Cessna 172R.
- A type rating (or series) as listed in Part-66 Appendix I to AMC, which may be further subdivided, such as Boeing 737-600/700/800, Boeing 737-600, Cessna 172 Series.
- An aircraft group such as, for example, ‘all sailplanes and powered sailplanes’ or ‘Cessna single piston engine aircraft’ or ‘Group 3 aircraft’ (as defined in [66.A.5](#)) or ‘aircraft below 2 730 kg MTOM’.

Reference to the engine type installed in the aircraft may or may not be included, as necessary.

It is important to note that the terms of approval defined in EASA Form 14 is further limited to the scope of work defined in the CAME. It is this scope of work in the CAME which ultimately defines the approval of the organisation. As a consequence, it is possible for a competent authority to endorse in

[EASA Form 14](#), for example, a scope of work for Group 3 aircraft while the detailed scope of work defined in the CAME does not include all Group 3 aircraft.

Nevertheless, in all cases, the competent authority should be satisfied that the organisation has the capability of managing the types/groups/series endorsed in [EASA Form 14](#).

Since the activities linked to continuing airworthiness management are mainly process-oriented rather than facility/tooling-oriented, changes to the detailed scope of work defined in the CAME (either directly or through a capability list), within the limits already included in [EASA Form 14](#), may be considered as not affecting the approval and not subject to point [CAMO.A.130\(a\)](#). As a consequence, for these changes, the competent authority may allow the use by the CAMO of the procedure referred to in point [CAMO.A.130\(c\)](#) for changes not requiring prior approval.

Since, as mentioned above, the competent authority should make sure that the organisation is capable of managing the requested category as a whole, it is not reasonable to grant a full Group 3 approval based on an intended scope of work which is limited to, for example, a Cessna 172 aircraft. However, it may be reasonable to grant such full Group 3 approval, after showing appropriate capability, for an intended scope of work covering several aircraft types or series of different complexity and which are representative of the full Group 3. In such case, if later on changes need to be introduced in the detailed scope of work detailed in the CAME to include new aircraft types (within Group 3), this may be done by the procedure referred to in point [CAMO.A.130\(c\)](#).

Special case for ELA1 aircraft:

In order to promote standardisation, for this category of aircraft the following approach is recommended:

- Possible ratings to be endorsed in [EASA Form 14](#):
 - ELA1 sailplanes;
 - ELA1 powered sailplanes and ELA1 aeroplanes;
 - ELA1 balloons;
 - ELA1 airships.
- Before endorsing any of those ratings (for example, ELA1 sailplanes) in [EASA Form 14](#), the competent authority should audit that the organisation is capable of managing at least one aircraft type (for example, one type of sailplanes within the ELA1 category), including the availability of the necessary facilities, data, maintenance programmes, and staff.

AMC1 CAMO.B.310(e)(2) Initial certification procedure

ED Decision 2020/002/R

- (a) The competent authority should indicate its approval of the CAME in writing.
- (b) Contracts for subcontracting continuing airworthiness management tasks by CAMOs should be included in the continuing airworthiness organisation exposition. The competent authorities should verify that the standards set forth in [AMC1 CAMO.A.125\(d\)\(3\)](#) have been met when approving the exposition.
- (c) The competent authority while investigating the acceptability of the proposed subcontracted continuing airworthiness management tasks arrangements should take into account, in the subcontracted organisation, all other such contracts that are in place irrespective of state of registry in terms of sufficiency of resources, expertise, management structure, facilities and

liaison between the CAMO, the subcontracted organisation and, where applicable, the contracted maintenance organisation(s).

- (d) Approval of the CAME constitutes formal acceptance of personnel specified in points [CAMO.A.305\(a\)](#), [CAMO.A.305\(b\)\(2\)](#), [CAMO.A.305\(e\)](#) and [CAMO.A.305\(f\)](#).
- (e) The competent authority may reject an accountable manager if there is clear evidence that this person previously held a senior position in any organisation that was approved in accordance with Regulation (EU) 2018/1139 and its delegated and implementing acts, and that the person abused that position by not complying with the applicable requirements.
- (e) For CAT, commercial specialised operations and commercial ATO or commercial DTO operations, the initial approval of the aircraft technical log system required by [M.A.306\(b\)](#) and [M.B.305](#) may be done by approving the CAME in which this system should be described.

CAMO.B.330 Changes

Regulation (EU) 2019/1383

- (a) Upon receiving an application for a change that requires prior approval, the competent authority shall verify the organisation's compliance with the applicable requirements before issuing the approval.
- (b) The competent authority shall establish the conditions under which the organisation may operate during the change unless the competent authority determines that the organisation's certificate needs to be suspended.
- (c) When satisfied that the organisation complies with the applicable requirements, the competent authority shall approve the change.
- (d) Without prejudice to any additional enforcement measures, when the organisation implements changes requiring prior approval without having received competent authority approval pursuant to point (c), the competent authority shall suspend, limit or revoke the organisation's certificate.
- (e) For changes not requiring prior approval, the competent authority shall assess the information provided in the notification sent by the organisation in accordance with point (c) of point [CAMO.A.130](#) to verify compliance with the applicable requirements. In case of any non-compliance, the competent authority shall:
 - (1) notify the organisation about the non-compliance and request further changes;
 - (2) in case of level 1 or level 2 findings, act in accordance with point [CAMO.B.350](#).

AMC1 CAMO.B.330 Changes

ED Decision 2020/002/R

- (a) The competent authority should have adequate control over any changes to the personnel specified in points [CAMO.A.305\(a\)](#), (b)(2), (e) and (f). Such changes in personnel will require an amendment to the exposition.
- (b) When an organisation submits the name of a new nominee for any of the personnel specified in points [CAMO.A.305\(a\)](#), (b)(2) and (e), the competent authority may require the organisation to produce a written résumé of the proposed person's qualifications. The competent authority should reserve the right to interview the nominee or call for additional evidence of his or her suitability before deciding upon him or her being acceptable.

- (c) For changes requiring prior approval, in order to verify the organisation's compliance with the applicable requirements, the competent authority should conduct an audit of the organisation, limited to the extent of the changes, and determine whether a risk assessment needs to be provided by the organisation.
- (d) If a risk assessment is deemed to be necessary, the competent authority should inform the organisation accordingly.
- (e) If the competent authority considers that it is necessary to review the risk assessment performed by the organisation, it should request the organisation to provide it, and assess its result.
- (f) If required, the audit may include interviews and inspections carried out at the organisation's facilities.
- (g) The applicable part(s) of EASA Form 13-CAMO should be used to document the assessment of any changes to the Part-CAMO approval.

GM1 CAMO.B.330 Changes

ED Decision 2020/002/R

CHANGE OF THE NAME OF THE ORGANISATION

- (a) On receipt of the application and the amendment to the relevant parts of the CAME, the competent authority should reissue the certificate.
- (b) A change of only the name does not require the competent authority to audit the organisation unless there is evidence that other aspects of the organisation have changed.

CAMO.B.330A Changes to the information security management system

Regulation (EU) 2023/203

- (a) For changes managed and notified to the competent authority in accordance with the procedure set out in point IS.I.OR.255(a) of Annex II (Part-IS.I.OR) to Implementing Regulation (EU) 2023/203, the competent authority shall include the review of such changes in its continuing oversight in accordance with the principles laid down in point [CAMO.B.300](#). If any non-compliance is found, the competent authority shall notify the organisation thereof, request further changes and act in accordance with point [CAMO.B.350](#).
- (b) For other changes requiring an application for approval in accordance with point IS.I.OR.255(b) of Annex II (Part-IS.I.OR) to Implementing Regulation (EU) 2023/203:
 - (1) upon receiving the application for the change, the competent authority shall check the organisation's compliance with the applicable requirements before issuing the approval;
 - (2) the competent authority shall establish the conditions under which the organisation may operate during the implementation of the change;
 - (3) if it is satisfied that the organisation complies with the applicable requirements, the competent authority shall approve the change.

[Applicable from 22 February 2026 – Regulation (EU) 2023/203]

CAMO.B.350 Findings and corrective actions

Regulation (EU) 2019/1383

- (a) The competent authority shall have a system to analyse findings for their safety significance.
- (b) A level 1 finding shall be issued by the competent authority when any significant non-compliance is detected with the applicable requirements of Regulation (EU) 2018/1139 and its delegated and implementing acts, with the organisation's procedures and manuals, or with the terms of an approval or certificate which lowers safety or seriously endangers flight safety.

The level 1 findings shall include:

- (1) failure to give the competent authority access to the organisation's facilities as defined in point [CAMO.A.140](#) during normal operating hours and after two written requests;
 - (2) obtaining or maintaining the validity of the organisation certificate by falsification of submitted documentary evidence;
 - (3) evidence of malpractice or fraudulent use of the organisation certificate;
 - (4) the lack of an accountable manager.
- (c) A level 2 finding shall be issued by the competent authority when any non-compliance is detected with the applicable requirements of Regulation (EU) 2018/1139 and its delegated and implementing acts, with the organisation's procedures and manuals, or with the terms of an approval or certificate which may lower safety or endanger flight safety.
 - (d) When a finding is detected during oversight or by any other means, the competent authority shall, without prejudice to any additional action required by Regulation (EU) 2018/1139 and its delegated and implementing acts, communicate the finding to the organisation in writing, and request corrective action to address the non-compliance(s) identified. Where a finding directly relates to an aircraft, the competent authority shall inform the State in which the aircraft is registered.
 - (1) In the case of level 1 findings, the competent authority shall take immediate and appropriate action to prohibit or limit activities and, if appropriate, it shall take action to revoke the certificate or to limit or suspend it in whole or in part, depending upon the extent of the level 1 finding until successful corrective action has been taken by the organisation.
 - (2) In the case of level 2 findings, the competent authority shall:
 - (i) grant the organisation a corrective action implementation period appropriate to the nature of the finding, that in any case initially shall not be more than 3 months. It shall commence from the date of the written communication of the finding to the organisation, requesting corrective action to address the non-compliance identified. At the end of this period, and subject to the nature of the finding and past safety performance of the organisation, the competent authority may extend the 3-month period subject to a satisfactory corrective action plan agreed by the competent authority;
 - (ii) assess the corrective action and implementation plan proposed by the organisation, and if the assessment concludes that they are sufficient to address the non-compliance(s), accept these.
 - (3) Where an organisation fails to submit an acceptable corrective action plan, or to perform the corrective action within the time period accepted or extended by the competent

authority, the finding shall be raised to a level 1 finding and action taken as laid down in point (d)(1).

- (4) The competent authority shall record all findings it has raised or that have been communicated to it in accordance with point (e) and, where applicable, the enforcement measures it has applied, as well as all corrective actions and date of action closure for findings.
- (e) Without prejudice to any additional enforcement measures, when the authority of a Member State acting under the provisions of point (d) of point [CAMO.B.300](#) identifies any non-compliance with the applicable requirements of Regulation (EU) 2018/1139 and its delegated and implementing acts by an organisation certified by the competent authority of another Member State or the Agency, it shall inform that competent authority and provide an indication of the level of finding.

CAMO.B.355 Suspension, limitation and revocation

Regulation (EU) 2019/1383

The competent authority shall:

- (a) suspend a certificate on reasonable grounds in the case of potential safety threat;
- (b) suspend, revoke or limit a certificate pursuant to point [CAMO.B.350](#);
- (c) suspend certificate in case the competent authority's inspectors are unable over a period of 24 months to discharge their oversight responsibilities through on-site audit(s) due to the security situation in the State where the facilities are located.

AMC1 CAMO.B.355(c) Suspension, limitation and revocation

ED Decision 2020/002/R

INFORMATION ON THE SECURITY SITUATION

- (a) The European Commission Security Directorate generally advises against any non-essential travel to a country where hostile conditions, or a combination of the following conditions, reduce the level of security, and pose a high level of threat to personnel, as follows:
 - (1) international or internal armed conflict with frequent armed confrontation taking place, numerous casualties, and/or serious damages to infrastructures;
 - (2) a situation that could lead to war, or characterised by high internal or external tension that could escalate into instability in the short term; very poorly functioning institutions;
 - (3) relatively frequent terrorist attacks due to the presence of active terrorist groups, either domestic or transnational, and state authorities that are unable to ensure a satisfactory level of security; and
 - (4) frequent criminal violence that also targets non-nationals. State authorities have a limited ability to counter criminal activities and ensure security.
- (b) Countries where the above conditions apply should not be considered to be compatible with the performance of on-site audits by the competent authority.

APPENDICES TO ANNEX Vc (PART-CAMO)

Appendix I to Part-CAMO — Continuing Airworthiness Management Organisation Certificate – EASA Form 14

Regulation (EU) 2022/410

[MEMBER STATE (*)]

A Member of the European Union (**)

CONTINUING AIRWORTHINESS MANAGEMENT ORGANISATION CERTIFICATE

Reference: [MEMBER STATE CODE *].CAMO.XXXX

(Reference(s): include here the AOC approval(s) AOC XX.XXXX)

Pursuant to Regulation (EU) 2018/1139 of the European Parliament and of the Council of 4 July 2018 on common rules in the field of civil aviation and establishing a European Union Aviation Safety Agency and to Commission Regulation (EU) No 1321/2014, and subject to the conditions specified below, the [COMPETENT AUTHORITY OF THE MEMBER STATE*] hereby certifies:

[COMPANY NAME AND ADDRESS]

as a continuing airworthiness management organisation in compliance with Section A of Annex Vc (Part-CAMO) to Commission Regulation (EU) No 1321/2014.

CONDITIONS:

1. This certificate is limited to the scope specified in the scope of work section of the approved continuing airworthiness management exposition (CAME) as referred to in Section A of Annex Vc (Part-CAMO) to Commission Regulation (EU) No 1321/2014.
2. This certificate requires compliance with the procedures specified in the CAME approved in accordance with Annex Vc (Part-CAMO) to Commission Regulation (EU) No 1321/2014.
3. This certificate is valid whilst the approved continuing airworthiness management organisation remains in compliance with Annex I (Part-M), Annex Vb (Part-ML) and Annex Vc (Part-CAMO) to Commission Regulation (EU) No 1321/2014.
4. Where the continuing airworthiness management organisation subcontracts under its management system the service of an (several) organisation(s), this certificate remains valid subject to such organisation(s) fulfilling the applicable contractual obligations.
5. Subject to compliance with the conditions 1 to 4 above, this certificate shall remain valid for an unlimited duration unless the certificate has previously been surrendered, superseded, suspended or revoked.

If this form is also used for air operator certificate (AOC) holders (air carriers licensed in accordance with Regulation (EC) No 1008/2008), the AOC number, or if in accordance with point M.A.201(ea) of Annex I (Part-M) to Commission Regulation (EU) No 1321/2014, the AOC numbers, shall be added to the reference, in addition to the standard number, and condition 5 shall be replaced with the following additional conditions:

6. This certificate does not constitute an authorisation to operate the types of aircraft referred to in condition 1. The authorisation to operate the aircraft is the AOC.
7. Termination, suspension or revocation of the AOC of an air carrier licensed in accordance with Regulation (EC) No 1008/2008 automatically invalidates the present certificate in relation to the aircraft registrations specified in the AOC except when the CAMO is contracted in accordance with point M.A.201(ea) of Annex I (Part-M) to Commission Regulation (EU) No 1321/2014, unless otherwise explicitly stated by the competent authority.
8. Subject to compliance with the previous conditions, this certificate shall remain valid for an unlimited duration unless the certificate has previously been surrendered, superseded, suspended or revoked.

Date of original issue:

Signed:

Date of this revision:Revision No:

For the competent authority: [COMPETENT AUTHORITY OF THE MEMBER STATE (*)]
Page ... of ...

Page 2 of 2

CONTINUING AIRWORTHINESS MANAGEMENT ORGANISATION

TERMS OF APPROVAL

Reference: [MEMBER STATE CODE *].CAMO.XXXX
(Reference(s) AOC XX.XXXX)

Organisation: [COMPANY NAME AND ADDRESS]

Aircraft type/series/group	Airworthiness review authorised	Permits to fly authorised	Subcontracted organisations
	[YES/NO] ***	[YES/NO] ***	
	[YES/NO] ***	[YES/NO] ***	
	[YES/NO] ***	[YES/NO] ***	
	[YES/NO] ***	[YES/NO] ***	

The terms of approval are limited to the scope of work contained in the approved CAME section.....

CAME reference:

Date of original issue:

Signed:

Date of this revision: Revision No:

For the Competent Authority: [COMPETENT AUTHORITY OF THE MEMBER STATE *]

EASA Form 14 Issue 6

(*) or 'EASA', if EASA is the competent authority

(**) delete for non-EU Member State or EASA

(***) delete as appropriate if the organisation is not approved.

AMC1 to Appendix I to Part-CAMO — Continuing Airworthiness Management Organisation Certificate

ED Decision 2020/002/R

EASA FORM 14

The following fields on page 2 'CONTINUING AIRWORTHINESS MANAGEMENT ORGANISATION - TERMS OF APPROVAL' of the [EASA Form 14](#) certificate should be completed as follows:

- Date of original issue: It refers to the date of the original issue of the continuing airworthiness management exposition.

- Date of this revision: It refers to the date of the last revision of the continuing airworthiness management exposition affecting the content of the certificate. Changes to the continuing airworthiness management exposition which do not affect the content of the certificate do not require the reissuance of the certificate.
- Revision No: It refers to the revision number of the last revision of the continuing airworthiness management exposition affecting the content of the certificate. Changes to the continuing airworthiness management exposition which do not affect the content of the certificate do not require the reissuance of the certificate.

APPENDICES TO AMC AND GM TO ANNEX Vc (PART-CAMO)

Appendix I to AMC1 CAMO.A.115 — EASA Form 2

ED Decision 2020/002/R

The provisions of [Appendix IX to AMC M.A.602 and AMC M.A.702](#) EASA Form 2 apply.

Appendix II to AMC1 CAMO.A.125(d)(3) — Subcontracting of continuing airworthiness management tasks

ED Decision 2023/013/R

1. Subcontracted continuing airworthiness management tasks

- 1.1. To actively control the standards of the subcontracted organisation, the CAMO should employ a person or group of persons who are trained and competent in the disciplines associated with Part-CAMO. As such, they are responsible for determining what maintenance is required, when it has to be performed, by whom and to what standard in order to ensure the continuing airworthiness of the aircraft to be operated.
- 1.2. The CAMO should conduct a pre-subcontract audit to establish that the organisation to be subcontracted can achieve the standards required by Part-CAMO in connection with the activities to be subcontracted.
- 1.3. The CAMO should ensure that the organisation to be subcontracted has sufficient and qualified personnel who are trained and competent in the functions to be subcontracted. In assessing the adequacy of personnel resources, the CAMO should consider the particular needs of those activities that are to be subcontracted, while taking into account the subcontracted organisations existing commitments.
- 1.4. To be appropriately approved to subcontract continuing airworthiness management tasks, the CAMO should have procedures for the management control of these arrangements. The CAME should contain relevant procedures to reflect its control of those arrangements made with the subcontracted organisation.
- 1.5. Subcontracted continuing airworthiness management tasks should be addressed in a contract between the CAMO and the subcontracted organisation. The contract should also specify that the subcontracted organisation is responsible for informing the CAMO that is in turn responsible for notifying the respective competent authority, of any subsequent changes that affect their ability to fulfil the contract.
- 1.6. The subcontracted organisation should use procedures which set out the manner of fulfilling its responsibilities with regard to the subcontracted activities. Such procedures may be developed by either the subcontracted organisation or the CAMO.
- 1.7. Where the subcontracted organisation develops its own procedures, they should be compatible with the CAME and the terms of the contract. These should be accepted by the competent authority as extended procedures of the CAMO and as such should be cross-referenced in the CAME. One current copy of the subcontracted organisation's relevant procedures should be kept by the CAMO and should be accessible to the competent authority when needed.

Note: Should any conflict arise between the subcontracted organisation's procedures and those of the CAMO, then the policy and procedures of the CAME will prevail.

- 1.8. The contract should also specify that the subcontracted organisation's procedures may only be amended with the agreement of the CAMO. The CAMO should ensure that these amendments are compatible with its CAME and comply with Part-CAMO.

The CAMO should nominate the person responsible for continued monitoring and acceptance of the subcontracted organisation's procedures and their amendments. The controls used to fulfil this function should be clearly set out in the amendment section of the CAME detailing the level of CAMO involvement.

- 1.9. Whenever any elements of the continuing airworthiness management tasks are subcontracted, the CAMO personnel should have access to all relevant data in order to fulfil their responsibilities.

Note: The CAMO retains the authority to override, whenever necessary for the continuing airworthiness of their aircraft, any recommendation of the subcontracted organisation.

- 1.10. The CAMO should ensure that the subcontracted organisation continues to have qualified technical expertise and sufficient resources to perform the subcontracted tasks while complying with the relevant procedures. Failure to do so may invalidate the CAMO approval.
- 1.11. The contract should provide for competent authority monitoring.
- 1.12. The contract should address the respective responsibilities to ensure that any findings arising from the competent authority monitoring will be closed to the satisfaction of the competent authority.

2. Accomplishment

This paragraph describes the topics which may be applicable to such subcontracting arrangements.

2.1. Scope of work

The type of aircraft and their registrations, engine types and/or components subject to the continuing airworthiness management tasks contract should be specified.

2.2. Maintenance programme development and amendment

The CAMO may subcontract the preparation of the draft maintenance programme and any subsequent amendments. However, the CAMO remains responsible for assessing that the draft proposals meet its needs and for obtaining competent authority approval, where applicable; the relevant procedures should specify these responsibilities. The contract should also stipulate that any data necessary to substantiate the approval of the initial programme or an amendment to this programme should be provided for CAMO agreement and/or competent authority upon request.

2.3. Maintenance programme effectiveness and reliability

The CAMO should have a system in place to monitor and assess the effectiveness of the maintenance programme based on maintenance and operational experience. The collection of data and initial assessment may be made by the subcontracted organisation; the required actions are to be endorsed by the CAMO.

Where reliability monitoring is used to establish the effectiveness of the maintenance programme, this may be provided by the subcontracted organisation and should be specified in the relevant procedures. Reference should be made to the approved maintenance and reliability programme. Participation of the CAMO's personnel in reliability meetings with the subcontracted organisation should also be specified.

When providing reliability data, the subcontracted organisation is limited to working with primary data/documents provided by the CAMO or data provided by the CAMO's contracted maintenance organisation(s) from which the reports are derived. The pooling of reliability data is permitted if it is acceptable to the competent authority.

2.4. Permitted variations to the maintenance programme

The reasons and justification for any proposed variation to scheduled maintenance may be prepared by the subcontracted organisation. Acceptance of the proposed variation should be

granted by the CAMO. The means by which the CAMO acceptance is given should be specified in the relevant procedures. When outside the limits set out in the maintenance programme, the CAMO is required to obtain approval by the competent authority.

2.5. Scheduled maintenance

Where the subcontracted organisation plans and defines maintenance checks or inspections in accordance with the approved maintenance programme, the required liaison with the CAMO, including feedback, should be defined.

The planning control and documentation should be specified in the appropriate supporting procedures. These procedures should typically set out the CAMO's level of involvement in each type of check. This will normally involve the CAMO assessing and agreeing to a work specification on a case-by-case basis for base maintenance checks. For routine line maintenance checks, this may be controlled on a day-to-day basis by the subcontracted organisation subject to appropriate liaison and CAMO controls to ensure timely compliance. This may typically include but is not necessarily limited to:

- applicable work package, including work cards;
- scheduled component removal list;
- ADs to be incorporated;
- modifications to be incorporated.

The associated procedures should ensure that the CAMO is informed in a timely manner of the accomplishment of such tasks.

2.6. Compliance monitoring and risk assessment

The CAMO's management system should monitor the adequacy of the subcontracted continuing airworthiness management task performance for compliance with the contract and with Part-CAMO and assess the risks entailed by such subcontracting. The terms of the contract should therefore include a provision allowing the CAMO to perform a surveillance (including audits and assessments) of the subcontracted organisation. The aim of the surveillance is primarily to investigate and judge the effectiveness of those subcontracted activities and thereby to ensure compliance with Part-CAMO and the contract and mitigate related safety risks. Audit and assessment reports may be subject to review when requested by the competent authority.

2.7. Access to the competent authority

The contract should specify that the subcontracted organisation should always grant access to the competent authority.

2.8. Maintenance data

The maintenance data used for the purpose of the contract should be specified, together with those responsible for providing such documentation and the competent authority responsible for the acceptance/approval of such data, when applicable. The CAMO should ensure that such data, including revisions, is readily available to the CAMO personnel and to those in the subcontracted organisation who may be required to assess such data. The CAMO should establish a 'fast-track' means to ensure that urgent data is transmitted to the subcontractor in a timely manner. Maintenance data is defined in [M.A.401\(b\)](#) or [ML.A.401\(b\)](#).

2.9. Airworthiness directives (ADs)

While the various aspects of AD assessment, planning and follow-up may be accomplished by the subcontracted organisation, AD embodiment is performed by a maintenance organisation. The CAMO is responsible for ensuring timely embodiment of the applicable ADs and is to be provided with notification of compliance. It, therefore, follows that the CAMO should have clear policies and procedures on AD embodiment supported by defined procedures which will ensure that the CAMO agrees to the proposed means of compliance.

The relevant procedures should specify:

- what information (e.g. AD publications, continuing airworthiness records, flight hours/cycles, etc.) the subcontracted organisation needs from the CAMO;
- what information (e.g. AD planning listing, detailed engineering order, etc.) the CAMO needs from the subcontracted organisation in order to ensure timely compliance with the ADs.

To fulfil the above responsibility, the CAMO should ensure that it receives current mandatory continued airworthiness information for the aircraft and equipment it is managing.

2.10. Service bulletin (SB) modifications

The subcontracted organisation may be required to review and make recommendations on the embodiment of an SB and other associated non-mandatory material based on a clear policy established by the CAMO. This should be specified in the contract.

2.11. Mandatory life limitation or scheduled maintenance controls and component control/removal forecast

Where the subcontracted organisation performs planning activities, it should be specified that the organisation should receive the current flight cycles, flight hours, landings and/or calendar controlled details, as applicable, at a frequency to be specified in the contract. The frequency should be such that it allows the organisation to properly perform the subcontracted planning functions. It, therefore, follows that there will need to be adequate liaison between the CAMO, the contracted maintenance organisation(s) and the subcontracted organisation. Additionally, the contract should specify how the CAMO will be in possession of all current flight cycles, flight hours, etc., so that it may assure the timely accomplishment of the required maintenance.

2.12. Engine health monitoring

If the CAMO subcontracts the on-wing engine health monitoring, the subcontracted organisation should receive all the relevant information to perform this task, including any parameter reading deemed necessary to be supplied by the CAMO for this control. The contract should also specify what kind of feedback information (such as engine limitation, appropriate technical advice, etc.) the organisation should provide to the CAMO.

2.13. Defect control

Where the CAMO has subcontracted the day-to-day control of technical log deferred defects, this should be specified in the contract and should be adequately described in the appropriate procedures. The operator's minimum equipment list (MEL)/configuration deviation list (CDL) provides the basis for establishing which defects may be deferred and the associated limits. The procedures should also define the responsibilities and actions to be taken for defects such as aircraft on ground (AOG) situations, repetitive defects, and damage beyond the limits established by the type certificate holder or the declarant of a declaration of design compliance.

For all other defects identified during maintenance, the information should be brought to the attention of the CAMO which, depending upon the procedural authority granted by the

competent authority, may determine that some defects can be deferred. Therefore, adequate liaison between the CAMO, its subcontracted organisation and contracted maintenance organisation should be ensured.

The subcontracted organisation should make a positive assessment of potential deferred defects and consider the potential hazards arising from the cumulative effect of any combination of defects. The subcontracted organisations should liaise with the CAMO to get its agreement following this assessment.

Deferment of MEL/CDL allowable defects can be accomplished by a contracted maintenance organisation in compliance with the relevant technical log procedures, subject to the acceptance by the aircraft commander.

2.14. Occurrence reporting

All incidents and safety occurrences should be collected, and those that meet the reporting criteria should be reported as required by point [CAMO.A.160](#) in accordance with a procedure established by the CAMO (see [GM1 CAMO.A.205](#)).

2.15. Continuing airworthiness records

They may be maintained and kept by the subcontracted organisation on behalf of the CAMO, which remains the owner of these documents. However, the CAMO should be provided with the current status of AD compliance and life-limited parts and time-controlled components in accordance with the agreed procedures. The CAMO should also be granted unrestricted and timely access to the original records as and when needed. Online access to the appropriate information systems is acceptable.

The record-keeping requirements of point [CAMO.A.220](#) should be met. Access to the records by duly authorised members of the competent authority should be granted upon request.

2.16. Maintenance check flight (MCF) procedures

MCFs are performed under the control of the operator in coordination with the CAMO. MCF requirements from the subcontracted organisation or contracted maintenance organisation should be agreed by the operator/CAMO.

2.17. Communication between the CAMO and the subcontracted organisation

2.17.1. In order to fulfil its airworthiness responsibility, the CAMO needs to receive all the relevant reports and relevant maintenance data. The contract should specify what information should be provided and when.

2.17.2. Meetings provide one important cornerstone whereby the CAMO can fulfil part of its responsibility for ensuring the airworthiness of the operated aircraft. They should be used to establish good communication between the CAMO, the subcontracted organisation and the contracted maintenance organisation. The terms of the contract should include, whenever appropriate, the provision for a certain number of meetings to be held between the involved parties. Details of the types of liaison meetings and associated terms of reference of each meeting should be documented. The meetings may include but are not limited to all or a combination of:

(a) Contract review

Before the contract is enforced, it is very important that the technical personnel of both parties, that are involved in the fulfilment of the contract, meet in order to be sure that every point leads to a common understanding of the duties of both parties.

- (b) **Work scope planning meeting**
Work scope planning meetings may be organised so that the tasks to be performed are commonly agreed.
- (c) **Technical meeting**
Scheduled meetings should be organised in order to review on a regular basis and agree on actions on technical matters such as ADs, SBs, future modifications, major defects found during shop visit, reliability, etc.
- (d) **Compliance and performance meeting**
Compliance and performance meetings should be organised in order to examine matters raised by the CAMO's surveillance and the competent authority's oversight activity and to agree on necessary preventive, corrective and risk mitigation actions.
- (e) **Reliability meeting**
When a reliability programme exists, the contract should specify the involvement of the CAMO and of the subcontracted organisation in that programme, including their participation in reliability meetings. Provision to enable competent authority participation in the periodical reliability meetings should also be made.

Appendix III to AMC4 CAMO.A.305(g) — Fuel Tank Safety training

ED Decision 2020/002/R

The provisions of [Appendix XII to AMC1 M.B.102\(c\)](#) apply.

Appendix IV to AMC1 CAMO.A.315(c) — Contracted maintenance

ED Decision 2023/013/R

1. Maintenance contracts

The following paragraphs are not intended to provide a standard maintenance contract, but to provide a list of the main points that should be addressed, when applicable, in a maintenance contract between the CAMO and the maintenance organisation. The following paragraphs only address technical matters and exclude matters such as costs, delay, warranty, etc.

When maintenance is contracted to more than one maintenance organisation (for example, aircraft base maintenance to X, engine maintenance to Y, and line maintenance to Z1, Z2 and Z3), attention should be paid to the consistency of the different maintenance contracts.

A maintenance contract is not normally intended to provide appropriate detailed work instructions to personnel. Accordingly, there should be established organisational roles and responsibilities, procedures and routines in the CAMO and the maintenance organisation to cover these functions in a satisfactory way such that any person involved is informed about his/her accountabilities, responsibilities and the procedures that apply. These procedures and routines can be included/appended to the CAME and to the maintenance organisation's manual/maintenance organisation exposition (MOE), or can consist in separate procedures. In other words, procedures and routines should reflect the conditions of the contract.

2. Aircraft/engine maintenance

The following subparagraphs may be adapted to a maintenance contract that applies to aircraft base maintenance, aircraft line maintenance, and engine maintenance.

Aircraft maintenance also includes the maintenance of the engines and auxiliary power units (APU) while they are installed on the aircraft.

2.1. Scope of work

The type of maintenance to be performed by the maintenance organisation should be specified unambiguously. In case of line and/or base maintenance, the contract should specify the aircraft type and, preferably, should include the aircraft's registrations.

In case of engine maintenance, the contract should specify the engine type.

2.2. Locations identified for the performance of maintenance/certificates held

The place(s) where base, line or engine maintenance, as applicable, will be performed should be specified. The certificate held by the maintenance organisation at the place(s) where maintenance will be performed should be referred to in the contract. If necessary, the contract may address the possibility of performing maintenance at any location subject to the need for such maintenance arising either from the unserviceability of the aircraft or from the necessity to support occasional line maintenance.

2.3. Subcontracting

The maintenance contract should specify under which conditions the maintenance organisation may subcontract tasks to a third party (regardless if this third party is approved or not). At least, the contract should make reference to [M.A.615](#), [CAO.A.095\(a\)\(2\)](#) and [145.A.75\(b\)](#). Additional guidance is provided by the associated AMC and GM. In addition, the CAMO may require the maintenance organisation to obtain the CAMO approval before subcontracting to a third party. Access should be given to the CAMO to any information (especially the compliance monitoring information) about the maintenance organisation's subcontractors involved in the contract. It should, however, be noted that under the CAMO responsibility both the CAMO and its

competent authority are entitled to be fully informed about subcontracting, although the competent authority will normally only be concerned with aircraft, engine and APU subcontracting.

2.4. Maintenance programme

The maintenance programme, under which maintenance has to be performed, has to be specified.

The CAMO should have that maintenance programme approved by its competent authority.

2.5. Monitoring

The terms of the contract should include a provision allowing the organisation to monitor the maintenance organisation in terms of compliance with the applicable requirements. The maintenance contract should specify how the results of such monitoring are taken into account by the maintenance organisation (See also paragraph 2.23. 'Meetings').

2.6. Competent authority involvement

The contract should identify the competent authority(ies) responsible for the oversight of the aircraft, the operator, the CAMO, and the maintenance organisation. Additionally, the contract should allow competent authority(ies) access to the maintenance organisation.

2.7. Maintenance data

The contract should specify the maintenance data and any other manual required for the fulfilment of the contract, and how these data and manuals are made available and kept current (regardless if they are provided by the CAMO or by the maintenance organisation).

This may include but is not limited to:

- maintenance programme,
- airworthiness directives,
- repairs/modification data,
- aircraft maintenance manual,
- aircraft illustrated parts catalogue (IPC),
- wiring diagrams,
- troubleshooting manual,
- MEL (normally on board the aircraft),
- operator's manual,
- flight manual,
- engine maintenance manual,
- engine overhaul manual.

2.8. Incoming conditions

The contract should specify in which condition the aircraft should be made available to the maintenance organisation. For extensive maintenance, it may be beneficial that a work scope planning meeting be organised so that the tasks to be performed may be commonly agreed (see also paragraph 2.23 'Meetings').

2.9. Airworthiness directives and service bulletins/modifications

The contract should specify the information that the CAMO is responsible to provide to the maintenance organisation, such as:

- the status of the ADs including due date and the selected means of compliance, if applicable; and
- status of modifications and the decision to embody a modification or an SB.

In addition, the contract should specify the type of information the CAMO will need in return to complete the control of ADs and modification status.

2.10. Hours and cycles control

Hours and cycles control is the responsibility of the CAMO, and the contract should specify how the CAMO should provide the current hours and cycles to the maintenance organisation and whether the maintenance organisation should receive the current flight hours and cycles on a regular basis so that it may update the records for its own planning functions (see also paragraph 2.22 'Exchange of information').

2.11. Life-limited parts and time-controlled components

The control of life-limited parts and time-controlled components is the responsibility of the CAMO. The contract should specify whether the CAMO should provide the status of life-limited parts and time-controlled components to the maintenance organisation, and the information that the approved organisation will have to provide to the CAMO about the removal/installation of the life-limited parts and time-controlled components so that the CAMO may update its records (see also paragraph 2.22 'Exchange of information').

2.12. Supply of parts

The contract should specify whether a particular type of material or component is supplied by the CAMO or by the maintenance organisation, which type of component is pooled, etc. The contract should clearly state that it is the maintenance organisation's responsibility to be satisfied that the component in question meets the approved or declared (in accordance with Part 21 Light Subpart C) data/standard and to ensure that the aircraft component is in a satisfactory condition for installation. Additional guidance on the acceptance of components is provided in [M.A.501](#), [ML.A.501](#) and [145.A.42](#).

2.13. Pooled parts at line stations

If applicable, the contract should specify how the subject of pooled parts at line stations should be addressed.

2.14. Scheduled maintenance

For planning scheduled maintenance checks, the support documentation to be given to the maintenance organisation should be specified. This may include but is not limited to:

- applicable work package, including work cards;
- scheduled component removal list;
- modifications to be incorporated.

When the maintenance organisation decides, for any reason, to defer a maintenance task, it has to be formally agreed with the CAMO. If the deferment goes beyond an approved limit, please refer to paragraph 2.17 'Deviation from the maintenance schedule'. This should be addressed, where applicable, in the maintenance contract.

2.15. Unscheduled maintenance/defect rectification

The contract should specify to which level the maintenance organisation may rectify a defect without reference to the CAMO. It should describe, as a minimum, the management of approval of repairs and the incorporation of repairs. The deferment of any defect rectification should be submitted to the CAMO.

2.16. Deferred tasks

See paragraphs 2.14 and 2.15 above, as well as [145.A.50\(e\)](#), [M.A.801\(f\)](#) and [ML.A.801\(f\)](#). In addition, for aircraft line and base maintenance, the use of the operator's MEL and the liaison with the CAMO in case of a defect that cannot be rectified at the line station should be addressed.

2.17. Deviation from the maintenance schedule

Deviations from the maintenance schedule have to be managed by the CAMO in accordance with the procedures established in the maintenance programme. The contract should specify the support the maintenance organisation may provide to the operator in order to substantiate the deviation request.

2.18. Maintenance check flight (MCF)

If any MCF is required after aircraft maintenance, it should be performed in accordance with the procedures established in the CAME and/or the operator's manual.

2.19. Bench test

The contract should specify the acceptability criterion and whether a representative of the CAMO should witness an engine undergoing test.

2.20. Release to service documentation

The release to service has to be performed by the maintenance organisation in accordance with its maintenance organisation procedures. The contract should, however, specify which support forms have to be used (aircraft technical log, maintenance organisation's release format, etc.) and the documentation that the maintenance organisation should provide to the CAMO upon delivery of the aircraft. This may include but is not limited to:

- certificate of release to service,
- flight test report,
- list of modifications embodied,
- list of repairs,
- list of ADs accomplished,
- maintenance visit report,
- test bench report.

2.21. Maintenance record-keeping

The CAMO may subcontract the maintenance organisation to retain some of the maintenance records required by Part-M Subpart C. This means that the CAMO subcontracts under its management system part of its record-keeping tasks and, therefore, the provisions of point [CAMO.A.125\(d\)\(3\)](#) apply.

2.22. Exchange of information

Each time exchange of information between the CAMO and the maintenance organisation is necessary, the contract should specify what information should be provided and when (i.e. in which case or at what frequency), how, by whom and to whom it has to be transmitted.

2.23. Meetings

The maintenance contract should include the provision for a certain number of meetings to be held between the CAMO and the maintenance organisation.

2.23.1. Contract review

Before the contract is enforced, it is very important that the technical personnel of both parties, that are involved in the fulfilment of the contract, meet in order to be sure that every point leads to a common understanding of the duties of both parties.

2.23.2. Work scope planning meeting

Work scope planning meetings may be organised so that the tasks to be performed may be commonly agreed.

2.23.3. Technical meeting

Scheduled meetings may be organised in order to review on a regular basis technical matters such as ADs, SBs, future modifications, major defects found during maintenance check, aircraft and component reliability, etc.

2.23.4. Compliance and performance meeting

Compliance and performance meetings may be organised in order to examine matters raised by the CAMO's monitoring and to agree upon necessary preventive and corrective actions.

2.23.5. Reliability meeting

When a reliability programme exists, the contract should specify the CAMO's and maintenance organisation's respective involvement in that programme, including the participation in reliability meetings.

Appendix V to AMC2 CAMO.B.310(c) — EASA Form 13-CAMO*ED Decision 2020/002/R*

PART-CAMO APPROVAL RECOMMENDATION REPORT		EASA FORM 13-CAMO
Part 1: General		
Name of organisation:		
Approval reference:		
Requested approval rating/		
EASA Form 14 or AOC dated*:		
Other approvals held (if app.)		
Address of facility(ies) audited:		
Audit period: from		to
Date(s) of audit(s):		
Audit reference(s):		
Persons interviewed:		
Competent authority inspector(s):		Signature(s):
Competent authority office:		Date of EASA Form 13-CAMO Part 1 completion:
*delete as appropriate		

PART-CAMO APPROVAL RECOMMENDATION REPORT		EASA FORM 13-CAMO				
Part 2: Part-CAMO Compliance Audit Review						
The five columns may be labelled and used as necessary to record the approval product line or facility, including subcontractor's, reviewed. Against each column used of the following Part-CAMO subparagraphs please either tick (✓) the box if satisfied with compliance, or cross (X) the box if not satisfied with compliance and specify the reference of the Part 4 finding next to the box, or enter N/A where an item is not applicable, or N/R when applicable but not reviewed.						
Para	Subject					
CAMO.A.115	Application for an organisation certificate	<input type="checkbox"/>	<input type="checkbox"/>	<input type="checkbox"/>	<input type="checkbox"/>	<input type="checkbox"/>
CAMO.A.120	Means of compliance	<input type="checkbox"/>	<input type="checkbox"/>	<input type="checkbox"/>	<input type="checkbox"/>	<input type="checkbox"/>
CAMO.A.125	Terms of approval and privileges	<input type="checkbox"/>	<input type="checkbox"/>	<input type="checkbox"/>	<input type="checkbox"/>	<input type="checkbox"/>
CAMO.A.130	Changes to the organisation	<input type="checkbox"/>	<input type="checkbox"/>	<input type="checkbox"/>	<input type="checkbox"/>	<input type="checkbox"/>
CAMO.A.135	Continued validity	<input type="checkbox"/>	<input type="checkbox"/>	<input type="checkbox"/>	<input type="checkbox"/>	<input type="checkbox"/>
CAMO.A.140	Access	<input type="checkbox"/>	<input type="checkbox"/>	<input type="checkbox"/>	<input type="checkbox"/>	<input type="checkbox"/>
CAMO.A.150	Findings	<input type="checkbox"/>	<input type="checkbox"/>	<input type="checkbox"/>	<input type="checkbox"/>	<input type="checkbox"/>
CAMO.A.155	Immediate reaction to a safety problem	<input type="checkbox"/>	<input type="checkbox"/>	<input type="checkbox"/>	<input type="checkbox"/>	<input type="checkbox"/>
CAMO.A.160	Occurrence reporting	<input type="checkbox"/>	<input type="checkbox"/>	<input type="checkbox"/>	<input type="checkbox"/>	<input type="checkbox"/>
CAMO.A.200	Management system	<input type="checkbox"/>	<input type="checkbox"/>	<input type="checkbox"/>	<input type="checkbox"/>	<input type="checkbox"/>
CAMO.A.202	Internal safety reporting scheme	<input type="checkbox"/>	<input type="checkbox"/>	<input type="checkbox"/>	<input type="checkbox"/>	<input type="checkbox"/>
CAMO.A.205	Contracting and subcontracting	<input type="checkbox"/>	<input type="checkbox"/>	<input type="checkbox"/>	<input type="checkbox"/>	<input type="checkbox"/>
CAMO.A.215	Facilities	<input type="checkbox"/>	<input type="checkbox"/>	<input type="checkbox"/>	<input type="checkbox"/>	<input type="checkbox"/>
CAMO.A.220	Record-keeping	<input type="checkbox"/>	<input type="checkbox"/>	<input type="checkbox"/>	<input type="checkbox"/>	<input type="checkbox"/>
CAMO.A.300	Continuing airworthiness management exposition	<input type="checkbox"/>	<input type="checkbox"/>	<input type="checkbox"/>	<input type="checkbox"/>	<input type="checkbox"/>
CAMO.A.305	Personnel requirements	<input type="checkbox"/>	<input type="checkbox"/>	<input type="checkbox"/>	<input type="checkbox"/>	<input type="checkbox"/>
CAMO.A.310	Airworthiness review staff qualifications	<input type="checkbox"/>	<input type="checkbox"/>	<input type="checkbox"/>	<input type="checkbox"/>	<input type="checkbox"/>
CAMO.A.315	Continuing airworthiness management	<input type="checkbox"/>	<input type="checkbox"/>	<input type="checkbox"/>	<input type="checkbox"/>	<input type="checkbox"/>
CAMO.A.320	Airworthiness review	<input type="checkbox"/>	<input type="checkbox"/>	<input type="checkbox"/>	<input type="checkbox"/>	<input type="checkbox"/>
CAMO.A.325	Continuing airworthiness	—	—	—	—	—

PART-CAMO APPROVAL RECOMMENDATION REPORT	EASA FORM 13-CAMO										
Part 2: Part-CAMO Compliance Audit Review											
management data	<table border="1" style="width: 100%; height: 20px; border-collapse: collapse;"> <tr> <td style="width: 12.5%;"></td> <td style="width: 12.5%;"></td> <td style="width: 12.5%;"></td> <td style="width: 12.5%;"></td> <td style="width: 12.5%;"></td> <td style="width: 12.5%;"></td> <td style="width: 12.5%;"></td> <td style="width: 12.5%;"></td> <td style="width: 12.5%;"></td> <td style="width: 12.5%;"></td> </tr> </table>										
Competent authority inspector(s):	Signature(s):										
Competent authority office:	Date of EASA Form 13-CAMO Part 2 completion:										

PART-CAMO APPROVAL RECOMMENDATION REPORT		EASA FORM 13-CAMO
Part 3: Compliance with PART-CAMO continuing airworthiness management exposition (CAME)		
Please either tick (√) the box if satisfied with compliance; or cross (x) if not satisfied with compliance and specify the reference of the Part 4 finding; or enter N/A where an item is not applicable; or N/R when applicable but not reviewed.		
PART 0 General organisation, safety policy and objectives		
0.1	<input type="checkbox"/>	Safety policy, objectives and accountable manager statement
0.2	<input type="checkbox"/>	General information and scope of work
0.3	<input type="checkbox"/>	Management personnel
0.4	<input type="checkbox"/>	Management organisation chart
0.5	<input type="checkbox"/>	Procedure for changes requiring prior approval
0.6	<input type="checkbox"/>	Procedure for changes not requiring prior approval
0.7	<input type="checkbox"/>	Alternative means of compliance procedure (AltMoC)
PART 1 Continuing airworthiness management procedures		
1.1	<input type="checkbox"/>	Use of aircraft continuing airworthiness record system and if applicable, aircraft technical log (ATL) system
1.1a	<input type="checkbox"/>	MEL application
1.2	<input type="checkbox"/>	Aircraft maintenance programmes(AMP) – development amendment and approval
1.3	<input type="checkbox"/>	Continuing airworthiness records, responsibilities, retention, access
1.4	<input type="checkbox"/>	Accomplishment and control of airworthiness directives
1.5	<input type="checkbox"/>	Analysis of the effectiveness of the maintenance programme(s)
1.6	<input type="checkbox"/>	Non-mandatory modification and inspections
1.7	<input type="checkbox"/>	Repairs and modifications
1.8	<input type="checkbox"/>	Defect reports
1.9	<input type="checkbox"/>	Engineering activity
1.10	<input type="checkbox"/>	Reliability programmes
1.11	<input type="checkbox"/>	Pre-flight inspections
1.12	<input type="checkbox"/>	Aircraft weighing
1.13	<input type="checkbox"/>	Maintenance check flight procedures
PART 2 Management system procedures		
2.1	<input type="checkbox"/>	Hazard identification and safety risk management schemes
2.2	<input type="checkbox"/>	Internal safety reporting and investigations
2.3	<input type="checkbox"/>	Safety action planning
2.4	<input type="checkbox"/>	Safety performance monitoring
2.5	<input type="checkbox"/>	Change management
2.6	<input type="checkbox"/>	Safety training and promotion
2.7	<input type="checkbox"/>	Immediate safety action and coordination with operator’s emergency response plan (ERP)

2.8	<input type="checkbox"/>	Compliance monitoring
2.8.1	<input type="checkbox"/>	Audit plan and audits procedure
2.8.2	<input type="checkbox"/>	Monitoring of continuing airworthiness management activities
2.8.3	<input type="checkbox"/>	Monitoring of the effectiveness of the maintenance programme(s)
2.8.4	<input type="checkbox"/>	Monitoring that all maintenance is carried out by an appropriate maintenance organisation
2.8.5	<input type="checkbox"/>	Monitoring that all contracted maintenance is carried out in accordance with the contract, including subcontractors used by the maintenance contractor
2.8.6	<input type="checkbox"/>	Compliance monitoring personnel
2.9	<input type="checkbox"/>	Control of personnel competency
2.10	<input type="checkbox"/>	Management system record-keeping
2.11	<input type="checkbox"/>	Occurrence reporting
PART 3		Contracted Maintenance — management of maintenance
3.1	<input type="checkbox"/>	Procedures for contracted maintenance
3.2	<input type="checkbox"/>	Product audit of aircraft
PART 4		Airworthiness review procedures
4.1	<input type="checkbox"/>	Airworthiness review staff
4.2	<input type="checkbox"/>	Documented review of aircraft records
4.3	<input type="checkbox"/>	Physical survey
4.4	<input type="checkbox"/>	Additional procedures for recommendations to competent authorities for the import of aircraft
4.5	<input type="checkbox"/>	Recommendations to competent authorities
4.6	<input type="checkbox"/>	Issue of ARC
4.7	<input type="checkbox"/>	Airworthiness review records, responsibilities, retention and access
4.8	<input type="checkbox"/>	ARC extension
PART 4B		Permit to fly procedures
4B.1	<input type="checkbox"/>	Conformity with approved flight conditions
4B.2	<input type="checkbox"/>	Issue of permit to fly under the CAMO privilege
4B.3	<input type="checkbox"/>	Permit to fly authorised signatories
4B.4	<input type="checkbox"/>	Interface with the local authority for the flight
4B.5	<input type="checkbox"/>	Permit to fly records, responsibilities, retention and access
PART 5		Supporting documents
5.1	<input type="checkbox"/>	Sample documents, including the template of the ATL system
5.2	<input type="checkbox"/>	List of airworthiness review staff
5.3	<input type="checkbox"/>	List of subcontractors as per CAMO.A.125(d)(3)

5.4	<input type="checkbox"/>	List of contracted maintenance organisations and list of maintenance contracts as per CAMO.A.300(a)(13)
5.5	<input type="checkbox"/>	Copy of contracts for subcontracted work (Appendix II to AMC1 CAMO.A.125(d)(3))
5.6	<input type="checkbox"/>	List of approved maintenance programmes as per CAMO.A.300(a)(12)
5.7	<input type="checkbox"/>	List of currently approved AltMoC as per point CAMO.A.300(a)(13)
CAME Reference:		CAME Amendment:
Competent authority inspector(s):		Signature(s):
Competent authority office:		Date of EASA Form 13-CAMO Part 3 completion:

PART-CAMO APPROVAL RECOMMENDATION REPORT		EASA FORM 13-CAMO			
Part 4: Findings regarding PART-CAMO compliance status					
Each level 1 and 2 finding should be recorded whether it has been rectified or not and should be identified by a simple cross reference to the Part 2 requirement. All non-rectified findings should be copied in writing to the organisation for the necessary corrective action.					
Part 2 or 3 ref.	Audit reference(s): Findings	Level	Corrective action		
			Date Due	Date Closed	Reference

PART-CAMO APPROVAL RECOMMENDATION REPORT	EASA FORM 13-CAMO
Part 5: PART-CAMO approval or continued approval or change recommendation*	
Name of organisation:	
Approval reference:	
Audit reference(s):	
The following Part-CAMO terms of approval are recommended for this organisation:	
Or, it is recommended that the Part-CAMO terms of approval specified in EASA Form 14 referenced be continued.	
Name of recommending competent authority inspector:	
Signature of recommending competent authority inspector:	
Competent authority office:	
Date of recommendation:	
EASA Form 13-CAMO review:	Date:
*delete as appropriate	

ANNEX VD (PART-CAO)

GENERAL

CAO.1 General

Regulation (EU) 2019/1383

For the purpose of this Annex (Part-CAO):

- (1) the competent authority shall be:
 - (a) for organisations having their principal place of business in a Member State, the authority designated by that Member State;
 - (b) for organisations having their principal place of business in a third country, the Agency.
- (2) 'owner' means the person responsible for the continuing airworthiness of the aircraft, including the following persons:
 - (i) the registered owner of the aircraft;
 - (ii) the lessee in the case of a leasing contract;
 - (iii) the operator.

SECTION A — ORGANISATION REQUIREMENTS

CAO.A.010 Scope

Regulation (EU) 2019/1383

This Annex establishes the requirements to be met by a combined airworthiness organisation (CAO) in order to be issued, upon application, an approval for the maintenance and continuing airworthiness management of aircraft and components for installation thereon, and to continue carrying out those activities, where such aircraft are not classified as complex motor-powered aircraft and are not listed in the air operator certificate of an air carrier licensed in accordance with Regulation (EC) No 1008/2008.

CAO.A.015 Application

Regulation (EU) 2019/1383

CAOs shall apply for the issuance of, or change to, a CAO approval to the competent authority in a form and manner established by that authority.

AMC1 CAO.A.015 Application

ED Decision 2020/002/R

An application should be made on an EASA Form 2 ([Appendix III to AMC1 CAO.A.015](#)) or an equivalent form that is acceptable to the competent authority.

Draft documents should be submitted at the earliest opportunity so that the assessment of the application can begin. The initial certification or approval of changes cannot take place until the competent authority has received the completed documents.

CAO.A.017 Means of compliance

Regulation (EU) 2020/270

- (a) Alternative means of compliance to the acceptable means of compliance adopted by the Agency may be used by an organisation to demonstrate compliance with Regulation (EU) 2018/1139 and its delegated and implementing acts.
- (b) When an organisation wishes to use alternative means of compliance, it shall, prior to using it, provide the competent authority with a full description of those alternative means of compliance. That description shall include an assessment demonstrating compliance of alternative means of compliance with Regulation (EU) 2018/1139 and its delegated and implementing acts.

The organisation may use those alternative means of compliance subject to prior approval by the competent authority, and upon receipt of the notification as provided for in point [CAO.B.017](#).

CAO.A.020 Terms of approval

Regulation (EU) 2019/1383

- (a) The CAO shall specify the approved scope of work in its combined airworthiness exposition (CAE), as provided for in point [CAO.A.025](#).
- (1) For aeroplanes of more than 2 730 kg maximum take-off mass (MTOM) and for helicopters of more than 1 200 kg MTOM or certified for more than 4 occupants, the scope of work shall indicate the particular aircraft types. Changes to this scope of work shall be approved by the competent authority in accordance with point (a) of point [CAO.A.105](#) and point (a) of point [CAO.B.065](#).
- (2) For complete turbine engines, the scope of work shall indicate the engine manufacturer or group or series or type or the maintenance task(s). Changes to this scope of work shall be approved by the competent authority in accordance with point (a) of point [CAO.A.105](#) and point (a) of point [CAO.B.065](#).
- (3) A CAO which employs only one person for both planning and carrying out of all maintenance tasks cannot hold privileges for the maintenance of:
- (a) aeroplanes equipped with a turbine engine (in the case of aircraft-rated organisations);
- (b) helicopters equipped with a turbine engine or with more than one piston engine (in the case of aircraft-rated organisations);
- (c) complete piston engines of 450 HP and above (in the case of engine-rated organisations); and
- (d) complete turbine engines (in the case of engine-rated organisations).
- (4) For aircraft other than those mentioned in point (1), for components different from complete turbine engines and for non-destructive testing (NDT)-specialised services, the scope of work shall be controlled by the CAO in accordance with the procedure set out in point (a)(11) of point [CAO.A.025](#). For maintenance of components different from complete engines, the scope of work shall be classified in accordance with the following system ratings:
- (i) C1: air conditioning and pressurisation;
- (ii) C2: auto flight;
- (iii) C3: communications and navigation;
- (iv) C4: doors and hatches;
- (v) C5: electrical power and lights;
- (vi) C6: equipment;
- (vii) C7: engine;
- (viii) C8: flight controls;
- (ix) C9: fuel;
- (x) C10: helicopter and rotors;
- (xi) C11: helicopter transmission;
- (xii) C12: hydraulic power;

- (xiii) C13: indicating and recording system;
- (xiv) C14: landing gear;
- (xv) C15: oxygen;
- (xvi) C16: propellers;
- (xvii) C17: pneumatic and vacuum systems;
- (xviii) C18: protection from ice/rain/fire;
- (xix) C19: windows;
- (xx) C20: structural;
- (xxi) C21: water ballast; and
- (xxii) C22: propulsion augmentation.

Organisations obtaining an approval in accordance with this Annex on the basis of an existing organisation approval issued in accordance with Subpart G or Subpart F of Annex I (Part-M) or Annex II (Part-145) in accordance with paragraph 4 of Article 4, shall include in the scope of work all the necessary details to ensure that the privileges are identical to the ones included in the existing approval.

- (b) The CAO approval shall be issued on the basis of the template set out in Appendix I to this Annex.
- (c) A CAO may fabricate, in conformity with maintenance data, a restricted range of parts for use in the course of undergoing work within its own facilities, as indicated in their CAE.

GM1 CAO.A.020 Terms of approval

ED Decision 2020/002/R

SCOPE OF WORK — AIRCRAFT CLASS

In the combined airworthiness exposition (CAE), the following guidance can be used as a minimum aircraft information to be indicated while specifying the scope of work of an organisation in the aircraft class.

- (a) For aeroplanes above 2 730 kg maximum take-off mass (MTOM):
The particular aircraft types included (the use of the list of type ratings contained in the AMC to Part-66 is acceptable).
- (b) For aeroplanes up to 2 730 kg MTOM:
 - The type of propulsion (turbine engine, piston engine)
 - The category (ELA1, ELA2, up to 2 730 kg)
- (c) For helicopters above 1 200 kg MTOM and four occupants:
The particular aircraft types included (the use of the list of type ratings contained in Appendix I to AMC to Part-66 is acceptable).
- (d) For helicopters up to 1 200 kg MTOM and four occupants:
The type of propulsion (turbine engine, piston engine)
- (e) For sailplanes:

ELA1

- (f) For balloons:
- Hot-air balloons
 - Gas-balloons
 - Roziere balloons
- (g) For airships:
- The particular airship type for those which are not classified as ELA2
 - For ELA2 airships, whether it covers hot-air airships or gas-airships

Each category or type of aircraft specified in the scope of work is to be completed with the privileges held (maintenance, continuing airworthiness management, airworthiness review, permit to fly) for that aircraft category or type.

GM1 CAO.A.020(a) Terms of approval

ED Decision 2020/002/R

EXAMPLES OF CHANGE TO THE SCOPE OF WORK

In the case of helicopter Bell 206B model (above 1 200 kg MTOM) with regard to the scope of work, adding Bell 206L model to the scope of work would require approval by the competent authority in accordance with point [CAO.A.020\(a\)\(1\)](#).

If the scope of work contains the Rotax 912 A Series complete piston engine, the combined airworthiness organisation (CAO) shall control changes to the scope of work for additional complete piston engines (e.g. Rotax 914 series or LOM M 332 Series) in accordance with [CAO.A.105\(b\)](#) through an approved procedure.

AMC1 CAO.A.020(c) Terms of approval

ED Decision 2023/013/R

FABRICATION

- (a) The agreement by the competent authority for the fabrication of parts by the maintenance organisation should be formalised through the approval of a detailed procedure in the CAE. This AMC contains principles and conditions to be taken into account for the preparation of an acceptable procedure.
- (b) Fabrication, inspection, assembly and test should be clearly within the technical and procedural capability of the approved maintenance organisation.
- (c) The approved data necessary to fabricate the part is that approved by either the Agency, the type certificate (TC) holder, the Part 21 design organisation approval holder, or the supplemental type certificate (STC) holder. Alternatively, the data can be declared by the declarant of a declaration of design compliance (in accordance with Part 21 Light Subpart C).
- (d) Items fabricated by an approved maintenance organisation may only be used by that organisation in the course of overhaul, maintenance, modifications, or repair of aircraft or components undergoing work within its own facilities. The permission to fabricate does not constitute approval for manufacturing, or for supplying externally and the parts do not qualify for certification on EASA Form 1. This also applies to the bulk transfer or surplus inventory, in

that locally fabricated parts are physically segregated and excluded from any delivery certification.

- (e) Fabrication of parts, modification kits, etc. for onward supply and/or sale may not be conducted under a CAO approval.
- (f) The data specified in point (c) may include repair procedures involving the fabrication of parts. Where the data on such parts is sufficient to facilitate fabrication, the parts may be fabricated by an approved maintenance organisation. Care should be taken to ensure that the data includes details on part numbering, dimensions, materials, processes, and any special manufacturing techniques, special raw material specification or/and incoming inspection requirement and that the approved organisation has the necessary capability. That capability should be defined within the CAE. Where special processes or inspection procedures are defined in the approved or declared (in accordance with Part 21 Light Subpart C) data, which are not available at the approved maintenance organisation, that organisation cannot fabricate the part unless the TC/STC holder or the declarant of a declaration of design compliance gives an approved alternative.
- (g) Examples of fabrication under the scope of a CAO approval can include but are not limited to the following:
 - (1) fabrication of bushes, sleeves and shims;
 - (2) fabrication of secondary structural elements and skin panels;
 - (3) fabrication of control cables;
 - (4) fabrication of flexible and rigid pipes;
 - (5) fabrication of electrical cable looms and assemblies; and
 - (6) formed or machined sheet metal panels for repairs.

It is not acceptable to fabricate any item to pattern unless an engineering drawing of the item is produced which includes any necessary fabrication processes and which is accepted to the competent authority.

- (h) Where a TC holder or declarant of a declaration of design compliance or an approved or declared (in accordance with Part 21 Light Subpart G) production organisation, or a production organisation using Part 21 Light Subpart R is prepared to make available complete data which is not referred to in aircraft manuals or service bulletins, but provides manufacturing drawings for items specified in parts lists, the fabrication of these items is not considered to be within the scope of a CAO approval unless agreed otherwise by the competent authority in accordance with a procedure specified in the CAE.
- (i) Inspection and identification

Any locally fabricated part should be subject to an inspection stage before, separately, and preferably independently from, any inspection of its installation. The inspection should establish full compliance with the relevant manufacturing data, and the part should be unambiguously identified as fit for use by stating conformity to the approved or declared (in accordance with Part 21 Light Subpart C) data. Adequate records should be maintained of all such fabrication processes including heat treatment and the final inspections. All parts, except those with inadequate space, should carry a part number which clearly relates them to the manufacturing/inspection data. Additionally to the part number, the approved maintenance organisation's identity should be marked on the part for traceability purposes.

CAO.A.025 Combined airworthiness exposition

Regulation (EU) 2019/1383

- (a) The CAO shall provide a manual containing at least the following information:
- (1) a statement signed by the accountable manager confirming that the organisation will at all times work in accordance with the requirements of this Annex and the CAE;
 - (2) the CAE's scope of work;
 - (3) the title(s) and name(s) of the person(s) referred to in points (a) and (b) of point [CAO.A.035](#);
 - (4) an organisation chart showing the chains of responsibility between the person(s) referred to in points (a) and (b) of CAO.A.035;
 - (5) a list of certifying staff with their scope of approval, if such staff exist;
 - (6) a list of staff responsible for the development and approval of aircraft maintenance programmes (AMPs) with their scope of approval, if such staff exist;
 - (7) a list of airworthiness review staff with their scope of approval, if such staff exist;
 - (8) a list of staff responsible for the issuance of permits to fly, if such staff exist;
 - (9) a general description and location of the facilities;
 - (10) procedures specifying how the CAO shall ensure compliance with the requirements of this Annex;
 - (11) the CAE amendment procedure, as provided for in point (b) of point [CAO.A.105](#).
- (b) The initial CAE shall be approved by the competent authority.
- (c) Amendments to the CAE shall be handled in accordance with point CAO.A.105.

AMC1 CAO.A.025 Combined airworthiness exposition (CAE)

ED Decision 2023/019/R

This AMC provides an outline of the layout of an acceptable CAE.

Chapter	Description	Implementing rule reference
PART A — GENERAL DESCRIPTION		
A.1	Statement by accountable manager	CAO.A.025(a)(1); CAO.A.035(a)
A.2	General presentation of the organisation	CAO.A.035(a); CAO.A.100(e)
A.3	Description and location of the facilities	CAO.A.025(a)(9); CAO.A.030
A.4	Scope of work	CAO.A.020(a); CAO.A.025(a)(2); CAO.A.095(e); Appendix I point (a)
A.5	Exposition amendments and changes to the organisation	CAO.A.025(a)(11)/(c); CAO.A.105
A.6	Procedure for alternative means of compliance	CAO.A.017
A.7	Management personnel	CAO.A.025(a)(3); CAO.A.035(b); CAO.A.100(a)
A.8	Organisation chart	CAO.A.025(a)(4)

Chapter	Description	Implementing rule reference
A.9	Manpower resources	CAO.A.035(d)
A.10	List of certifying staff	CAO.A.025(a)(5)
A.11	List of staff responsible for the development and approval of the aircraft maintenance programme (AMP)	CAO.A.025(a)(6)
A.12	List of airworthiness review staff	CAO.A.025(a)(7); CAO.A.045(d)
A.13	List of staff responsible for the issuance of permits to fly	CAO.A.025(a)(8)
PART B — GENERAL PROCEDURES		
B.1	Quality (or organisational review) system	CAO.A.100(a)/(b)/(d)/(e)/(f)
B.2	Audit plan (or frequency and content of organisational review)	CAO.A.100(b)/(f)
B.3	Monitoring of maintenance contracts	CAO.A.100(b)(2)
B.4	Qualification, assessment and training of staff	CAO.A.035(c)/(d)/(e)/(f); CAO.A.040(a); CAO.A.045(a)/(b)/(c); CAO.A.060(a)
B.5	One-off certification authorisation	CAO.A.040(b)
B.6	Limited certification authorisation	CAO.A.040(c)
B.7	Subcontracting	CAO.A.095(a)(2)/(b)(3); CAO.A.100(f)
B.8	Maintenance data and continuing airworthiness management data	CAO.A.055(a); CAO.A.080
B.9	Records management and retention	CAO.A.035(e); CAO.A.040(d); CAO.A.045(e); CAO.A.050(b); CAO.A.060(j); CAO.A.075(a)/(b)(9); CAO.A.090; CAO.A.100(c); CAO.A.085
B.10	Carrying out the airworthiness review	CAO.A.085; CAO.A.095(c)
B.11	Conformity with approved flight conditions	CAO.A.095(d)
B.12	Issue of the permit to fly	CAO.A.095(d); CAO.A.045(a)
B.13	Procedure for the issue of a recommendation to the competent authority for the issue of a Part-66 licence in accordance with point 66.B.105 (limited to the cases where the competent authority for the Part-CAO approval and for the Part-66 licence is the same).	66.B.105
PART C — MAINTENANCE PROCEDURES		
C.1	Maintenance — general	CAO.A.025(10)
C.2	Work order acceptance	CAO.A.055(b)
C.3	Components, equipment, tools and material (supply, acceptance, segregation, storage, calibration, etc.)	CAO.A.050; CAO.A.060(d); CAO.A.030(b)
C.4	Maintenance facility (selection, organisation, cleanliness and environmental limitations)	CAO.A.060(b)/(e)/(f)
C.5	Maintenance accomplishment and maintenance standards	CAO.A.095(a)(1); CAO.A.060(c); Appendix I points (b)/(c)/(d)
C.6	Prevention of maintenance error	CAO.A.060(g)/(i)
C.7	Critical maintenance tasks and error-capturing method	CAO.A.060(h)

Chapter	Description	Implementing rule reference
C.8	Fabrication	CAO.A.020(c)
C.9	Certifying staff responsibilities and maintenance release	CAO.A.040(a); CAO.A.065; CAO.A.070; CAO.A.095(a)(4)
C.10	Defects arising during maintenance	CAO.A.075(b)(6)
C.11	Maintenance away from approved location	CAO.A.095(a)(3)
C.12	Procedure for component maintenance under aircraft or engine rating	Appendix I point (b)/(c)
C.13	Procedure for maintenance on installed engine (or component) under engine (or component) rating	Appendix I point (c)/(d)
C.14	Special procedures (specialised tasks, non-destructive testing (NDT), engine running, etc.)	CAO.A.030(a); Appendix I point (e)
C.15	Issue of airworthiness review certificate (ARC) under maintenance privilege	CAO.A.095(c)(2)
PART D — CONTINUING AIRWORTHINESS MANAGEMENT PROCEDURES		
D.1	Continuing airworthiness management — general	CAO.A.025(10); CAO.A.095(b)(1); CAO.A.075(a)/(b)(7)/(b)(9)
D.2	Minimum equipment list (MEL) (and configuration deviation list (CDL)) application	CAO.A.075(a)
D.3	AMP development, control and periodic review	CAO.A.075(a)/(b)(1)/(b)(2); CAO.A.095(b)(2)
D.4	Airworthiness directives and other mandatory airworthiness requirements	CAO.A.075(a)/(b)(5)/(b)(8)
D.5	Modifications and repairs	CAO.A.075(b)(3)
D.6	Pre-flight inspection	CAO.A.075(a)
D.7	Defects	CAO.A.075(b)(6)
D.8	Establishment of contracts and work orders for the maintenance	CAO.A.075(a)/(b)(4)/(b)(7)
D.9	Coordination of maintenance activities	CAO.A.075(b)(8)
D.10	Mass and balance statement	CAO.A.075(a)/(b)(10)
D.11	Issue of ARC or ARC recommendation	CAO.A.095(c)(1)(i)
D.12	ARC extension	CAO.A.095(b)(4)/(c)(1)(ii)
D.13	Maintenance check flights	CAO.A.075(a)
PART E — SUPPORTING DOCUMENTS		
E.1	Sample documents	
E.2	List of subcontracted organisations	
E.3	List of organisations contracted by the CAO	
E.4	Aircraft technical log system (if applicable)	
E.5	List of the currently approved alternative means of compliance	
E.6	Copy of contracts for subcontracted continuing airworthiness tasks	

AMC2 CAO.A.025 Combined airworthiness exposition (CAE)

ED Decision 2020/002/R

- (a) Personnel should be familiar with those parts of the CAE that are relevant to their tasks.
- (b) The CAO may use electronic data processing (EDP) for the publication of the CAE. Attention should be paid to the compatibility of the EDP systems with the necessary dissemination, both internally and externally, of the CAE.

CAO.A.030 Facilities

Regulation (EU) 2019/1383

The CAO shall ensure that all necessary facilities, including adequate office accommodation are provided for it to be able to carry out all the planned work.

In addition, where the scope of approval of the organisation includes maintenance activities, the CAO shall ensure that:

- (a) specialised workshops, hangars and bays provide adequate protection from contamination and the environment;
- (b) secure storage facilities are provided for components, equipment, tools and material, under conditions ensuring that unserviceable components and materials are segregated from all other components, material, equipment and tools, that the manufacturer's instructions for storage are complied with and that access to the storage facilities is restricted to authorised personnel.

AMC1 CAO.A.030 Facilities

ED Decision 2020/002/R

FACILITIES FOR AN ORGANISATION HOLDING MAINTENANCE PRIVILEGES

- (a) Where a hangar is not owned by the organisation, it may be necessary to establish proof of tenancy. In addition, sufficiency of hangar space to carry out planned maintenance should be demonstrated by the preparation of a projected aircraft hangar visit plan relative to the AMP. The aircraft hangar visit plan should be updated on a regular basis.
- (b) For balloons and airships, a hangar may not be required where maintenance of the envelope and bottom-end equipment can more appropriately be performed outside, providing all necessary maintenance can be accomplished in accordance with [ML.A.402](#). For complex repairs or component maintenance requiring an EASA Form 1, suitable approved workshops should be provided. The facilities and environmental conditions required for inspection and maintenance should be defined in the CAE.
- (c) Subject to agreement by the competent authority, the organisation may use alternative suitable facilities other than a hangar at the approved location for certain aircraft maintenance tasks, provided that adequate protection from contamination and environment are ensured for the particular work package.
- (d) Protection from the weather elements relates to the normal prevailing local weather elements that are expected throughout any 12-month period. Aircraft hangar and aircraft component workshop structures should be to a standard that prevents the ingress of rain, hail, ice, snow, wind and dust, etc. Aircraft hangar and aircraft component workshop floors should be sealed to minimise dust generation.
- (e) Aircraft maintenance staff should be provided with an area where they may study maintenance instructions and complete continuing airworthiness records in a proper manner.

-
- (f) Special case for aircraft to which Part-ML applies:
- (1) It is acceptable not to have access to a hangar or dedicated workshops. Depending on the scope of work, other facilities are acceptable as long as protection is ensured from inclement weather and contamination. This may include, for example, working in the field or in non-aviation premises (closed or not).
 - (2) These facilities do not need to be individually approved by the competent authority as long as the CAE describes for each type of facility the scope of work, the tooling and equipment available, and the permitted environmental conditions (weather, contamination).
 - (3) The organisation should include, as part of the quality system/organisational review, a sampling of the compliance with these conditions during certain maintenance events.
- (g) It is acceptable to combine any or all of the office accommodation requirements into one office subject to the staff having sufficient room to carry out the assigned tasks.
- (h) Storage facilities for serviceable aircraft components should be clean, well ventilated and maintained at an even dry temperature to minimise the effects of condensation. The manufacturer's storage recommendations should be followed for those aircraft components identified in such published recommendations.
- (i) Adequate storage racks should be provided and strong enough to hold aircraft components and provide sufficient support for large aircraft components such that the component is not damaged during storage.
- (j) All aircraft components, wherever practicable, should remain packaged in their protective material to minimise damage and corrosion during storage. A shelf life control system should be utilised and identity tags used to identify components.
- (k) 'Segregation' refers to storing unserviceable components in a separate secured location from serviceable components.
- (l) Segregation and management of any unserviceable component should be ensured according to the pertinent procedure approved to that organisation.
- (m) Procedures should be defined by the organisation describing the decision process for the status of unserviceable components. This procedure should identify at least the following:
- (1) role and responsibilities of the persons managing the decision process;
 - (2) description of the decision process to choose between maintaining, storing or mutilating a component; and
 - (3) traceability of decision.
- (n) Once unserviceable components or materials have been identified as unsalvageable in accordance with [M.A.501\(a\)\(3\)](#) or [ML.A.504\(c\)](#), the organisation should establish secure areas in which to segregate such items and to prevent unauthorised access. Unsalvageable components should be managed through a procedure to ensure that these components receive the appropriate final disposal according to [M.A.504\(b\)](#) or [ML.A.504\(d\)](#) or (e). The person responsible for the implementation of this procedure should be identified.

CAO.A.035 Personnel requirements

Regulation (EU) 2019/1383

- (a) The CAO shall appoint an accountable manager, who shall have an authority for ensuring that all activities of the organisation can be financed so that those activities are carried out in accordance with the requirements of this Annex.
- (b) The accountable manager shall nominate a person or group of persons who shall be responsible for ensuring that the CAO is always in compliance with the requirements of this Annex. Those person(s) shall ultimately be responsible to the accountable manager.
- (c) All persons referred to in point (b) shall have the relevant knowledge, background and experience related to continuing airworthiness management or maintenance, as appropriate for their functions.
- (d) The CAO shall have sufficient appropriately qualified staff for it to be able to carry out the planned work. The CAO shall be entitled to use temporarily subcontracted staff.
- (e) The CAO shall assess and record the qualification of all personnel.
- (f) Personnel who carry out specialised tasks, such as welding, or non-destructive testing ('NDT') inspection other than colour contrast inspections shall be qualified in accordance with an officially-recognised standard

AMC1 CAO.A.035(c) Personnel requirements

ED Decision 2020/002/R

KNOWLEDGE, BACKGROUND AND EXPERIENCE OF NOMINATED PERSON(S)

Persons or group of persons nominated in accordance with point [CAO.A.035\(b\)](#) should have:

- (a) practical experience and expertise in the application of aviation safety standards and safe operating practices;
- (b) comprehensive knowledge of:
 - (1) Part-M, Part-ML and any associated requirements and procedures; and
 - (2) the CAE;
- (c) 5 years aviation experience of which at least 2 years should be from the aeronautical industry in an appropriate position;
- (d) knowledge of a relevant sample of the type(s) of aircraft or components that are within the scope of work. This knowledge may be demonstrated by documented evidence or by an assessment performed by the competent authority.

Training courses, when used as documented evidence, should be as a minimum at a level equivalent to Part-66 Appendix III Level 1 General Familiarisation, and could be provided by a Part-147 organisation, by the manufacturer or by any other organisation accepted by the competent authority; and

- (e) knowledge of:
 - (1) maintenance standards (including human factor principles); and
 - (2) quality system (or organisational review).

AMC1 CAO.A.035(e) Personnel requirements

ED Decision 2020/002/R

QUALIFICATION ASSESSMENT

- (a) Personnel involved in maintenance and continuing airworthiness management should be assessed for competence by 'on-the-job' evaluation and/or by examination relevant to their particular job role within the organisation before unsupervised work is permitted.
- (b) Adequate initial and recurrent training should be provided and recorded to ensure continued competence.

CAO.A.040 Certifying staff

Regulation (EU) 2019/1383

- (a) Certifying staff shall comply with the requirements of Article 5. They shall only exercise their privileges to release maintenance if the CAO has ensured:
 - (1) that these certifying staff meet the requirements of point (b) of point 66.A.20 of Annex III (Part-66) except when paragraph 6 of Article 5 refers to a national regulation of a Member State, in which case, they shall meet the requirements of such a regulation;
 - (2) that these certifying staff have an adequate understanding of the relevant aircraft or aircraft component(s) to be maintained, or both, as well as of the organisation procedures required to perform such maintenance.
- (b) By derogation from point (a), in unforeseen circumstances where an aircraft is grounded at a location other than the main base where no appropriate certifying staff are available, the CAO contracted to provide maintenance support may issue a one-off certification authorisation, alternatively:
 - (1) to one of their employees holding type qualifications for aircraft of similar technology, construction and systems;
 - (2) to any person with no less than 3 years of maintenance experience and holding a valid ICAO aircraft maintenance licence rated for the aircraft type requiring certification, provided that there is no organisation approved in accordance with this Annex at that location and that the contracted CAO obtains and holds on file evidence of the experience and licence of that person.

The issuance of a one-off certification authorisation shall be reported by the CAO to the competent authority within 7 days of the issuance. The CAO issuing the one-off certification authorisation shall ensure that any such maintenance that could affect flight safety is rechecked.

- (c) By derogation from point (a), the CAO may use certifying staff qualified in accordance with the following requirements when providing maintenance support to operators involved in commercial operations, subject to appropriate procedures to be approved as part of the CAE:
 - (1) for a repetitive preflight airworthiness directive (AD) which specifically states that the flight crew may carry out such an AD, the CAO may issue a limited certifying-staff authorisation to the pilot-in-command on the basis of the flight crew licence held, provided that the CAO ensures that sufficient practical training has been carried out by the pilot-in-command so he/she can accomplish the AD to the required standard;
 - (2) in the case of aircraft operating away from a supported location, the CAO may issue a limited certifying-staff authorisation to the pilot-in-command, on the basis of the flight

crew licence held, provided that the organisation ensures that sufficient practical training has been carried out so that such a commander can accomplish the task to the required standard.

- (d) The CAO shall record the details concerning certifying staff and maintain an up-to-date list of all certifying staff, together with details on their scope of approval, as part of the organisation's exposition.

CAO.A.045 Airworthiness review staff

Regulation (EU) 2021/700

- (a) In order for it to be approved to carry out airworthiness reviews and, if applicable, to issue permits to fly, a CAO shall have appropriate airworthiness review staff who shall comply with all of the following requirements:
- (1) they acquired experience in continuing airworthiness of at least 1 year for sailplanes and balloons and of at least 3 years for all other aircraft;
 - (2) they hold an appropriate licence issued in accordance with Article 5 of this Regulation or an aeronautical degree or equivalent, or they acquired experience in continuing airworthiness in addition to that referred to in point (1) of at least 2 years for sailplanes and balloons and at least 4 years for all other aircraft;
 - (3) they acquired appropriate aeronautical-maintenance training.
- (b) Before the CAO issues an authorisation to an airworthiness review staff to perform airworthiness review, the CAO shall nominate the person who will perform an airworthiness review of an aircraft under supervision of the competent authority or under the supervision of a person already authorised as airworthiness review staff of the CAO. If this supervision is satisfactory, the competent authority shall formally accept the staff to become airworthiness review staff.
- (c) The CAO shall ensure that its airworthiness review staff can demonstrate appropriate recent continuing airworthiness experience.
- (d) Each airworthiness review staff shall be identified in the CAE in a list that contains the airworthiness review authorisation referred in point (b).
- (e) The CAO shall maintain a record of all its airworthiness review staff, which shall include details of any appropriate qualification and a summary of relevant continuing airworthiness experience and training of the person concerned, as well as a copy of his or her authorisation. It shall retain that record for a period of at least 2 years after the date at which the person concerned no longer works for the CAO.

AMC1 CAO.A.045 Airworthiness review staff

ED Decision 2020/002/R

- (a) Airworthiness review staff already authorised to perform airworthiness review for an organisation approved in accordance Part-M Subpart F, Part-M Subpart G, Part-CAMO or Part-145 is considered to be authorised in accordance with Part-CAO when such organisation applies for a Part-CAO approval. This means that no additional supervision is needed to be authorised to be accepted to continue carrying out airworthiness reviews. This does not supersede the requirement for the organisation to ensure that all personnel is competent for the job they are authorised.

- (b) 'Experience in continuing airworthiness' in [CAO.A.045\(a\)](#) refers to any appropriate combination of experience in tasks related to aircraft maintenance and/or continuing airworthiness management and/or surveillance of such tasks.
- (c) 'Appropriate recent continuing airworthiness experience' in [CAO.A.045\(c\)](#) refers to the fact that in order to keep the validity of the airworthiness review staff authorisation, the airworthiness review staff should have either:
 - (1) been involved in continuing airworthiness management activities for at least 6 months in every 2-year period; or
 - (2) conducted at least one airworthiness review in the last 12-month period.
- (d) In order to restore the validity of the authorisation, the airworthiness review staff should conduct at a satisfactory level an airworthiness review under the supervision of the competent authority or, if accepted by the competent authority, under the supervision of another currently valid authorised airworthiness review staff of the CAO concerned in accordance with an approved procedure.
- (e) A person that holds a relevant engineering degree or an aircraft maintenance technician qualification with additional education should be considered as holding the equivalent to an aeronautical degree. 'Relevant engineering degree' refers to an engineering degree from mechanical, electrical, electronic, avionics or other studies relevant to the maintenance and continuing airworthiness of aircraft/aircraft components.

CAO.A.050 Components, equipment and tools

Regulation (EU) 2019/1383

- (a) The CAO shall:
 - (1) hold the equipment and tools specified in the maintenance data provided for in point CAO.A.055, or verified equivalents as listed in the CAE, as necessary for day-to-day maintenance within the scope of the organisation's approval;
 - (2) have a procedure to ensure that it has access to all other equipment and tools necessary to carry out its work, used only on an occasional basis, where needed.
- (b) The CAO shall ensure that the tools and equipment it uses are controlled and calibrated to an officially recognised standard. It shall keep records of such calibrations and the standards used and comply with point [CAO.A.090](#).
- (c) The CAO shall inspect, classify and appropriately segregate all incoming components in accordance with points [M.A.501](#) and [M.A.504](#) of Annex I (Part-M) or with points [ML.A.501](#) and [ML.A.504](#) of Annex Vb (Part-ML), as applicable.

AMC1 CAO.A.050(a) Components, equipment and tools

ED Decision 2020/002/R

- (a) The tools 'necessary for day-to-day maintenance' refers to those needed to perform standard maintenance practices plus those needed in order to complete the normal servicing tasks as well as those needed up to the annual/100-hour or equivalent inspections and which are common to the majority of aircraft contained in the scope of approval.
- (b) The availability of tools rarely used because the particular maintenance task is very rarely performed can be handled through a procedure in accordance with [CAO.A.050\(a\)\(2\)](#).

CAO.A.055 Maintenance data and work orders

Regulation (EU) 2019/1383

- (a) The CAO shall hold and use applicable current maintenance data specified in point [M.A.401](#) of Annex I (Part-M) or in point [M.L.A.401](#) of Annex Vb (Part-ML), as applicable, in the performance of maintenance, including modifications and repairs. However, in the case of customer-provided maintenance data, it shall only be required to hold such data when the work is in progress.
- (b) Before the commencement of maintenance, a written work order shall be agreed between the CAO and the person or organisation requesting maintenance, in a manner that clearly establishes the maintenance to be carried out.

AMC1 CAO.A.055 Maintenance data and work orders

ED Decision 2020/002/R

It is not required to continuously hold all the maintenance data. It is acceptable to have a procedure to ensure that the specific maintenance data required for a particular maintenance activity will be available before that maintenance takes place.

CAO.A.060 Maintenance standards

Regulation (EU) 2019/1383

When performing maintenance, the CAO shall comply with all of the following requirements:

- (a) ensure that any person performing maintenance is qualified in accordance with the requirements of this Annex;
- (b) ensure that the area in which maintenance is carried out is well organised and clean (no dirt or contamination);
- (c) use the methods, techniques, standards and instructions specified in the maintenance data and work orders referred to in point [CAO.A.055](#);
- (d) use the tools, equipment and material specified in point [CAO.A.050](#);
- (e) ensure that maintenance is performed in accordance with any environmental limitations specified in the maintenance data referred to in point [CAO.A.055](#);
- (f) ensure that proper facilities are used in case of inclement weather or lengthy maintenance;
- (g) ensure that the risk of multiple errors during maintenance and the risk of errors being repeated in identical maintenance tasks are minimised;
- (h) ensure that an error-capturing method is implemented after the performance of any critical maintenance task;
- (i) perform a general verification after completion of maintenance in order to ensure that the aircraft or component is clear of all tools, equipment and any extraneous parts and material and that all access panels removed have been refitted;
- (j) ensure that all maintenance performed is properly recorded and documented.

AMC1 CAO.A.060(g) Maintenance standards

ED Decision 2020/002/R

- (a) To minimise the risk of errors and to prevent omissions, the approved CAO when performing maintenance, should ensure that:
- (1) every maintenance task is signed off only after completion;
 - (2) the grouping of tasks for the purpose of sign-off allows critical steps to be clearly identified; and
 - (3) any work performed by personnel under supervision (i.e. temporary staff, trainees) is checked and signed off by an authorised person.
- (b) To minimise the possibility of an error being repeated in identical tasks that involve removal/installation or assembly/disassembly of several components of the same type fitted to more than one system, whose failure could have an impact on safety, the approved CAO when performing maintenance should plan different persons to perform identical tasks in different systems. However, when only one person is available, then this person should perform reinspection of the tasks as described in [AMC2 CAO.A.060\(h\)](#).

AMC1 CAO.A.060(h) Maintenance standards

ED Decision 2020/002/R

CRITICAL MAINTENANCE TASKS

The following maintenance tasks should primarily be reviewed to assess their impact on safety:

- (a) tasks that may affect the control of the aircraft's flight path and attitude, such as the installation, rigging and adjustments of flight controls;
- (b) tasks that may affect aircraft stability control systems (autopilots, fuel transfer);
- (c) tasks that may affect the propulsive force of the aircraft, including the installation of aircraft engines, propellers and rotors; and
- (d) the overhaul, calibration or rigging of engines, propellers, transmissions and gearboxes.

AMC2 CAO.A.060(h) Maintenance standards

ED Decision 2020/002/R

INDEPENDENT INSPECTION

Independent inspection is one possible error-capturing method.

- (a) What is an independent inspection

An independent inspection is an inspection, which is performed by an 'independent qualified person', of a task carried out by an 'authorised person', taking into account that:

- (1) the 'authorised person' is the person who performs the task or supervises the task, and assumes the full responsibility for the completion of the task in accordance with the applicable maintenance data;
- (2) the 'independent qualified person' is the person who performs the independent inspection and attests to the satisfactory completion of the task, and that no deficiencies have been found. The 'independent qualified person' does not issue a certificate of

release to service (CRS); therefore, he or she is not required to hold certification privileges;

- (3) the CRS is issued by the 'authorised person' after the independent inspection has been carried out satisfactorily; and
- (4) the work card system should record the identification of each person, the date and the details of the independent inspection, as necessary, before the CRS is issued.

(b) Qualifications of personnel performing independent inspections

The organisation should have procedures to demonstrate that the 'independent qualified person' has been trained and has gained experience in the specific control systems to be inspected. This training and experience could be demonstrated, for example, by:

- (i) holding a Part-66 licence in the same subcategory as the licence subcategory or equivalent necessary to release or sign off the critical maintenance task; or
- (ii) holding a Part-66 licence in the same category and specific training in the task to be inspected; or
- (iii) having received appropriate training and having gained relevant experience in the specific task to be inspected.

(c) How to perform an independent inspection

The independent inspection should ensure, for example, the correct assembly, locking and sense of operation of the parts involved. When inspecting control systems that have undergone maintenance, the 'independent qualified person' should consider the following points independently:

- (1) all those parts of the system that have actually been disconnected or disturbed should be inspected for their correct assembly and locking;
- (2) the system as a whole should be inspected for full and free movement over the complete range;
- (3) cables should be tensioned correctly with adequate clearance at secondary stops;
- (4) the operation of the control system as a whole should be observed to ensure that the controls operate in the correct sense;
- (5) if different control systems are interconnected so that they affect each other, all the interactions should be checked through the full range of the applicable controls; and
- (6) software that is part of the critical maintenance task should be checked; for example, its version and its compatibility with the aircraft configuration.

(d) What to do in unforeseen cases when only one person is available

REINSPECTION

- (1) Reinspection is subject to the same conditions as the independent inspection is, except that the 'authorised person' performing the maintenance task is also acting as 'independent qualified person' and performs the inspection.
- (2) For critical maintenance tasks, reinspection should only be used in unforeseen circumstances when only one person is available to carry out the task and perform the independent inspection. The circumstances cannot be considered to be unforeseen if the

person or organisation has not assigned a suitable 'independent qualified person' to that particular task.

- (3) The CRS is issued by the 'authorised person' after the reinspection has been performed satisfactorily.
- (4) The work card system should record the identification of the 'authorised person' and the date and the details of the reinspection, as necessary, before the CRS is issued.

CAO.A.065 Aircraft certificate of release to service

Regulation (EU) 2019/1383

At the completion of any aircraft maintenance carried out in accordance with this Annex, an aircraft CRS shall be issued in accordance with point [M.A.801](#) of Annex I (Part-M) or point [ML.A.801](#) of Annex Vb (Part-ML), as applicable.

CAO.A.070 Component certificate of release to service

Regulation (EU) 2019/1383

- (a) At the completion of all component maintenance in accordance with this Annex, a component CRS shall be issued in accordance with point [M.A.802](#) of Annex I (Part-M) or point [ML.A.802](#) of Annex Vb (Part-ML), as applicable. An EASA Form 1 shall be issued in accordance with Appendix II to Annex I (Part-M), except as provided for in points (b) or (d) of point [M.A.502](#) of Annex I (Part-M) and point [ML.A.502](#) of Annex Vb (Part-ML) and for components fabricated in accordance with point (c) of point [CAO.A.020](#).
- (b) The EASA Form 1 referred to in point (a) may be generated from a computer database.

GM1 CAO.A.070 Component certificate of release to service

ED Decision 2020/002/R

COMPONENTS MAINTAINED BY A CAO

Appendix II to Part-M, point (5), blocks 12 and 14a describe how the component maintenance release is formalised by the CAO on EASA Form 1.

Used components maintained by a CAO appropriately approved for component maintenance and released on an EASA Form 1 cannot be installed on complex motor-powered aircraft or aircraft used by an air carrier licensed in accordance with Regulation (EC) No 1008/2008.

AMC1 CAO.A.070(a) Component certificate of release to service

ED Decision 2020/002/R

1. An aircraft component which has been maintained off the aircraft requires the issuance of a CRS for such maintenance and another CRS in regard to being installed properly on the aircraft when such installation occurs. When an organisation maintains a component for use by the same organisation, an EASA Form 1 may not be necessary depending upon the organisation's internal release procedures defined in the CAE.
2. In the case of components in storage prior to Part-145, Part-M and Part 21 and not released on an EASA Form 1 or equivalent in accordance with [M.A.501\(a\)\(1\)](#) or [ML.A.501\(a\)](#), or removed serviceable from a serviceable aircraft or from an aircraft which has been withdrawn from service, the following applies:

-
- 2.1. An EASA Form 1 may be issued for an aircraft component which has been:
- maintained before Part-145 or Part-M became effective, or manufactured before Part 21 became effective;
 - used on an aircraft and removed in a serviceable condition. Examples include leased and loaned aircraft components;
 - removed from aircraft which have been withdrawn from service, or from aircraft which have been involved in abnormal occurrences such as accidents, incidents, heavy landings or lightning strikes;
 - maintained by an unapproved organisation.
- 2.2. An appropriately rated Part-CAO maintenance organisation may issue an EASA Form 1 as detailed in points 2.5 to 2.9, as appropriate, in accordance with the procedures detailed in the CAE as approved by the competent authority. The appropriately rated Part-CAO maintenance organisation is responsible for ensuring that all reasonable measures have been taken to ensure that only approved and serviceable aircraft components are issued with an EASA Form 1 under this point 2.
- 2.3. For the purposes of this point 2 only, ‘appropriately rated’ refers to an organisation with an approval class rating for the type of component or for the product in which it may be installed.
- 2.4. An EASA Form 1 issued in accordance with this point 2 should be issued by signing in block 14b and stating ‘Inspected/Tested’ in block 11. In addition, block 12 should specify:
- 2.4.1. when the last maintenance was carried out and by whom;
 - 2.4.2. if the component is unused, when the component was manufactured and by whom with a cross reference to any original documentation which should be included in the Form;
 - 2.4.3. a list of all airworthiness directives (ADs), repairs and modifications known to have been incorporated. If no ADs or repairs or modifications are known to be incorporated, then this should be so stated;
 - 2.4.4. the detail of life used for service life-limited parts being any combination of fatigue, overhaul or storage life;
 - 2.4.5. for any aircraft component having its own maintenance history record, reference to the particular maintenance history record as long as the record contains the details that would otherwise be required in block 12. The maintenance history record and acceptance test report or statement, if applicable, should be attached to EASA Form 1.
- 2.5. New/unused aircraft components
- 2.5.1. Any unused aircraft component in storage without an EASA Form 1 up to the effective date(s) for Part 21 that was manufactured by an organisation acceptable to the competent authority at the time may be issued with an EASA Form 1 by an appropriately rated maintenance organisation approved under Part-CAO. EASA Form 1 should be issued in accordance with the following points, which should be included in a procedure within the CAE.
- Note 1: It should be understood that the release of a stored but unused aircraft component in accordance with this point represents a maintenance release under

Part-CAO and not a production release under Part 21. It is not intended to bypass the production release procedure agreed by the Member State for parts and subassemblies intended for fitment on the manufacturers' own production line.

- (a) An acceptance test report or statement should be available for all used and unused aircraft components that are subject to acceptance testing after manufacturing or maintenance as appropriate.
- (b) The aircraft component should be inspected for compliance with the manufacturer's instructions and limitations for storage and condition including any requirement for limited storage life, inhibitors, controlled climate and special storage containers. In addition, or in the absence of specific storage instructions, the aircraft component should be inspected for damage, corrosion and leakage to ensure good condition.
- (c) The storage life used of any storage life-limited parts should be established.

2.5.2. If it is not possible to establish satisfactory compliance with all applicable conditions specified in point 2.5.1 (a) to (c) inclusive, the aircraft component should be disassembled by an appropriately rated organisation and subjected to a check for incorporated ADs, repairs and modifications and inspected/tested in accordance with the maintenance data to establish satisfactory condition and, if relevant, all seals, lubricants and life-limited parts replaced. Upon satisfactory completion after reassembly, an EASA Form 1 may be issued stating what was carried out and the reference to the maintenance data included.

2.6. Used aircraft components removed from a serviceable aircraft

2.6.1. Serviceable aircraft components removed from a Member State registered aircraft may be issued with an EASA Form 1 by an appropriately rated organisation subject to compliance with this point 2.6.1.

- (a) The organisation should ensure that the component was removed from the aircraft by an appropriately qualified person.
- (b) The aircraft component may only be deemed serviceable if the last flight operation with the component fitted revealed no faults on that component or related system.
- (c) The aircraft component should be inspected for satisfactory condition including in particular damage, corrosion or leakage and compliance with any additional maintenance data.
- (d) The aircraft record should be researched for any unusual events that could affect the serviceability of the aircraft component such as involvement in accidents, incidents, heavy landings or lightning strikes. Under no circumstances may an EASA Form 1 be issued in accordance with this point 2.6 if it is suspected that the aircraft component has been subjected to extremes of stress, temperatures or immersion which could affect its operation.
- (e) A maintenance history record should be available for all used serialised aircraft components.
- (f) Compliance with known modifications and repairs should be established.

- (g) The flight hours/cycles/landings as applicable of any service life-limited parts including time since overhaul should be established.
- (h) Compliance with known applicable airworthiness directives should be established.
- (i) Subject to satisfactory compliance with this point 2.6.1, an EASA Form 1 may be issued and should contain the information as specified in point 2.4 including the aircraft from which the aircraft component was removed.

2.6.2. Serviceable aircraft components removed from a non-Member State registered aircraft may only be issued with an EASA Form 1 if the components are leased or loaned from the maintenance organisation approved under Part-CAO that retains control of the airworthiness status of the components. An EASA Form 1 may be issued and should contain the information as specified in point 2.4 including the aircraft from which the aircraft component was removed.

2.7. Used aircraft components removed from an aircraft withdrawn from service

Serviceable aircraft components removed from a Member State registered aircraft withdrawn from service may be issued with an EASA Form 1 by a maintenance organisation approved under Part-CAO subject to compliance with this point 2.7.

- (a) Aircraft withdrawn from service are sometimes dismantled for spares. This is considered to be a maintenance activity and should be accomplished under the control of an organisation approved under Part-CAO, employing procedures approved by the competent authority.
- (b) To be eligible for installation, components removed from such aircraft may be issued with an EASA Form 1 by an appropriately rated organisation following a satisfactory assessment.
- (c) As a minimum, the assessment will need to satisfy the standards set out in points 2.5 and 2.6 as appropriate. This should, where known, include the possible need for the alignment of scheduled maintenance that may be necessary to comply with the maintenance programme applicable to the aircraft on which the component is to be installed.
- (d) Irrespective of whether the aircraft holds a certificate of airworthiness or not, the organisation responsible for certifying any removed component should ensure that the manner in which the components were removed and stored are compatible with the standards required by Part-CAO.
- (e) A structured plan should be formulated to control the aircraft disassembly process. The disassembly is to be carried out by an appropriately rated organisation under the supervision of certifying staff, who will ensure that the aircraft components are removed and documented in a structured manner in accordance with the appropriate maintenance data and disassembly plan.
- (f) All recorded aircraft defects should be reviewed and the possible effects these may have on both normal and standby functions of removed components are to be considered.
- (g) Dedicated control documentation is to be used as detailed by the disassembly plan, to facilitate the recording of all maintenance actions and component removals performed during the disassembly process. Components found to be unserviceable are to be identified as such and quarantined pending a decision on the actions to

be taken. Records of the maintenance accomplished to establish serviceability are to form part of the component maintenance history.

- (h) Suitable Part-CAO facilities for the removal and storage of removed components are to be used which include suitable environmental conditions, lighting, access equipment, aircraft tooling and storage facilities for the work to be undertaken. While it may be acceptable for components to be removed, given local environmental conditions, without the benefit of an enclosed facility, subsequent disassembly (if required) and storage of the components should be in accordance with the manufacturer's recommendations.

2.8. Used aircraft components maintained by organisations not approved in accordance with Part-M Subpart F, Part-CAO or Part-145

For used components maintained by a maintenance organisation not approved under Part-M Subpart F, Part-CAO or Part-145, due care should be taken before acceptance of such components. In such cases, an appropriately rated maintenance organisation approved under Part-CAO should establish satisfactory conditions by:

- (a) dismantling the component for sufficient inspection in accordance with the appropriate maintenance data;
- (b) replacing all service life-limited components when no satisfactory evidence of life used is available and/or the components are in an unsatisfactory condition;
- (c) reassembling and testing as necessary the component; and
- (d) completing all certification requirements as specified in [CAO.A.070](#).

In the case of used components maintained by an FAA Part-145 repair station (USA) or by a TCCA CAR573 approved maintenance organisation (Canada) that does not hold an EASA Part-145, Part-CAO or Part-M Subpart F approval, the conditions (a) through (d) described above may be replaced by the following conditions:

- (a) availability of a Form 8130-3 (FAA) or TCCA 24-0078 (TCCA) or an Authorized Release Certificate Form One (TCCA);
- (b) verification of compliance with all applicable airworthiness directives;
- (c) verification that the component does not contain repairs or modifications that have not been approved in accordance with Part 21;
- (d) inspection for satisfactory condition including in particular damage, corrosion or leakage; and
- (e) issuance of an EASA Form 1 in compliance with points 2.2, 2.3 and 2.4.

These alleviated requirements are based on the fact that credit can be taken for their technical capabilities and their competent authority oversight, as attested by the following documents:

- Maintenance Annex Guidance (MAG) between the FAA and EASA
- Maintenance Annex Guidance (MAG) between the TCCA and EASA

2.9. Used aircraft components removed from an aircraft involved in an accident or incident

Such components should only be issued with an EASA Form 1 when processed in accordance with point 2.7 and a specific work order including all additional necessary tests and inspections made necessary by the accident or incident. Such a work order may

require input from the TC holder or original manufacturer as appropriate. This work order should be referenced in block 12.

3. A certificate should not be issued for any component when it is known that the component is unserviceable except in the case of a component undergoing a series of maintenance processes at several approved maintenance organisations and the component needs a certificate for the previous maintenance process carried out for the next approved maintenance organisation to accept the component for subsequent maintenance processes. In such a case, a clear statement of limitation should be endorsed in block 12.
4. The certificate is to be used for export/import purposes, as well as for domestic purposes, and serves as an official certificate for components from the manufacturer/maintenance organisation to users. It should only be issued by organisations approved by a competent authority or the Agency as applicable within the scope of the approval.

CAO.A.075 Continuing-airworthiness management

Regulation (EU) 2019/1383

- (a) All continuing airworthiness management shall be carried out in accordance with the requirements of Subpart C of Annex I (Part-M) or Subpart C of Annex Vb (Part-ML), as applicable.
- (b) For every aircraft managed, the CAO shall:
 - (1) develop and control the AMP for the aircraft managed and:
 - (i) in the case of aircraft complying with Annex Vb (Part-ML), approve the AMP and its amendments, or
 - (ii) in the case of aircraft complying with Annex I (Part-M), present the AMP and its amendments to the competent authority for approval, unless the approval is covered by an indirect approval procedure in accordance with point (c) of point [M.A.302](#) of Annex I (Part-M);
 - (2) provide a copy of the AMP to the owner;
 - (3) ensure that data used for any modification and repairs complies with points [M.A.304](#) or [ML.A.304](#), as applicable;
 - (4) ensure that all maintenance is performed in accordance with the AMP and released in accordance with Section A, Subpart H of Annex I (Part-M), Section A of Annex II (Part-145) or Section A, Subpart H of Annex Vb (Part-ML), as applicable;
 - (5) ensure that all applicable ADs and all operational directives with a continuing airworthiness impact are implemented;
 - (6) ensure that all defects discovered during maintenance or reported are corrected by an appropriately approved maintenance organisation or by independent certifying staff;
 - (7) ensure that the aircraft is brought for maintenance to an appropriately approved organisation or to independent certifying staff, whenever necessary;
 - (8) coordinate the scheduled maintenance, application of ADs, replacement of service-life-limited parts and component inspection in order to ensure the work is carried out properly;
 - (9) manage and archive all continuing-airworthiness records and, if applicable, the aircraft technical log;

- (10) ensure that the mass-and-balance statement reflects the current status of the aircraft.

AMC1 CAO.A.075 Continuing airworthiness management

ED Decision 2020/002/R

- (a) The CAO holding the [CAO.A.095\(b\)](#) privilege is in charge of the continuing airworthiness management and this includes the tasks specified respectively in [M.A.301](#) points (b), (c), (f), (g) and (h), and [ML.A.301](#) points (b), (c), (d) and (e).
- (b) If the CAO does not hold the appropriate maintenance privilege, then the CAO should conclude a contract with the appropriate maintenance organisation(s) in agreement with the owner/operator.
- (c) The CAO bears the responsibility for the airworthy condition of the aircraft for which it performs the continuing airworthiness management. Thus, it should be satisfied before the intended flight that all required maintenance has been properly carried out.
- (d) The fact that the CAO has contracted a maintenance organisation should not prevent it from checking at the maintenance facilities on any aspect of the contracted work to fulfil its responsibility for the airworthiness of the aircraft.
- (e) The contract between the CAO and the maintenance organisation(s) should specify in detail the responsibilities and the work to be performed by each party.

CAO.A.080 Continuing airworthiness management data

Regulation (EU) 2020/270

The CAO shall hold and use applicable current maintenance data specified in point [M.A.401](#) of Annex I (Part-M) or point [ML.A.401](#) of Annex Vb (Part-ML), as applicable, for the performance of the continuing airworthiness management tasks referred to in point [CAO.A.075](#) of this Annex (Part-CAO). That data may be provided by the owner, subject to a contract as referred in points [M.A.201\(h\)\(2\)](#) or [M.A.201\(i\)\(1\)](#) or [M.A.201\(i\)\(3\)](#) of Annex I (Part-M), or points [ML.A.201\(e\)\(1\)](#) or [ML.A.201\(f\)](#) of Annex Vb (Part-ML), in which case the CAO only needs to hold such data for the duration of the contract, unless where it is to retain the data pursuant to point [CAO.A.090\(b\)](#) of this Annex (Part-CAO).

AMC1 CAO.A.080 Continuing airworthiness management data

ED Decision 2020/002/R

When there is no contract yet for continuing airworthiness management, there is no need to hold the current continuing airworthiness management data.

CAO.A.085 Airworthiness review

Regulation (EU) 2020/270

The CAO shall perform any airworthiness reviews in accordance with point [M.A.901](#) of Annex I (Part-M) or point [ML.A.903](#) of Annex Vb (Part-ML), as applicable.

CAO.A.090 Record-keeping

Regulation (EU) 2019/1383

- (a) The CAO shall retain the following records:

- (1) the maintenance records necessary to demonstrate that all requirements of this Annex have been met for the issuance of the CRS, including the subcontractor's release documents; the CAO shall provide a copy of each CRS to the owner of the aircraft, together with a copy of any specific repair or modification data used for the repairs or modifications carried out;
 - (2) the continuing airworthiness management records required by any of the following:
 - (i) point [M.A.305](#) and, if applicable, point [M.A.306](#) of Annex I (Part-M);
 - (ii) point [ML.A.305](#) of Annex Vb (Part-ML);
 - (3) where the CAO has the privilege referred to in point (c) of point [CAO.A.095](#), it shall retain a copy of each airworthiness review certificate (ARC) issued in accordance with point (a) of point [ML.A.901](#) of Annex Vb (Part-ML) and recommendation issued or, as applicable, extended, together with all supporting documents;
 - (4) where the CAO has the privilege referred to in point (d) of point [CAO.A.095](#), it shall retain a copy of each permit to fly issued in accordance with point 21.A.729 of Annex I (Part-21) to Regulation (EU) No 748/2012.
- (b) The CAO shall retain a copy of the records described in point (a)(1), and any associated maintenance data, for a period of 3 years from the date at which it released to service the aircraft or aircraft component to which the work relates.
 - (c) The CAO shall retain a copy of the records referred to in points (a)(2) to (a)(4) for a period of 2 years from the date at which the aircraft has been permanently withdrawn from service.
 - (d) All records shall be stored in a manner that ensures protection from damage, alteration and theft.
 - (e) All computer hardware used for backup of the maintenance records shall be stored in a different location from that containing those data and in an environment that ensures that they remain in good condition.
 - (f) Where the continuing airworthiness management of an aircraft is transferred to another organisation or person, all the records retained under points (a)(2) to (a)(4) shall be transferred to that organisation or person. From the moment of the transfer, points (b) and (c) shall apply to that organisation or person.
 - (g) Where the CAO terminates its operation, all retained records shall be transferred as follows:
 - (1) the records referred to in point (a)(1) shall be transferred to the last owner or customer of the respective aircraft or component or shall be stored as specified by the competent authority;
 - (2) the records referred to in point (a)(2) to (a)(4) shall be transferred to the owner of the aircraft.

CAO.A.095 Privileges of the organisation

Regulation (EU) 2020/270

The CAO shall have the following privileges:

- (a) Maintenance
 - (1) Maintain any aircraft or component for which it is approved at the locations specified in the approval certificate and the CAE.
 - (2) Arrange for the performance of specialised services at another organisation appropriately qualified under the control of the CAO, in accordance with the appropriate procedures set out in the CAE and approved by the competent authority.
 - (3) Maintain any aircraft or component for which it is approved at any location, where the need of such maintenance arises either from the unserviceability of the aircraft or the need for supporting occasional maintenance, in accordance with the conditions specified in the CAE.
 - (4) Issue certificates of release to service upon completion of maintenance, in accordance with point [CAO.A.065](#) or [CAO.A.070](#).
- (b) Continuing airworthiness management
 - (1) Manage the continuing airworthiness of any aircraft for which it is approved.
 - (2) Approve the AMP, in accordance with point (b)(2) of point [ML.A.302](#), for aircraft managed in accordance with Annex Vb (Part-ML).
 - (3) Carry out limited continuing airworthiness tasks with any contracted organisation working under their quality system, as listed on the approval certificate.
 - (4) Extend, in accordance with point [M.A.901\(f\)](#) of Annex I (Part-M) or point [ML.A.901\(c\)](#) of Annex Vb (Part-ML), an ARC that has been issued by the competent authority, another organisation or person as applicable.
- (c) Airworthiness review:
 - (1) A CAO with its principal place of business in one of the Member States, the approval of which includes the privileges referred to in point (b), may be approved to carry out airworthiness reviews in accordance with point [M.A.901](#) of Annex I (Part-M) or point [ML.A.903](#) of Annex Vb (Part-ML), as applicable, and:
 - (i) issue the related ARC or recommendation for the issuance of the ARC;
 - (ii) extend the validity of an existing ARC.
 - (2) A CAO with its principal place of business in one of the Member States, the approval of which includes the privileges referred to in point (a), may be approved to carry out airworthiness reviews in accordance with point [ML.A.903](#) of Annex Vb (Part-ML) and issue the related ARC.
- (d) Permit to fly

A CAO with its principal place of business in one of the Member States, the approval of which includes the privileges referred to in point (c), may be approved to issue a permit to fly in accordance with point (d) of point 21.A.711 of Annex I (Part-21) to Regulation (EU) No 748/2012 for those aircraft for which it can issue the ARC when it attests conformity with the approved flight conditions, in accordance with an adequate procedure provided for in the CAE.

- (e) A CAO may be approved for one or more privileges.

GM1 CAO.A.095 Privileges of the organisation

ED Decision 2020/002/R

A CAO can be approved to perform airworthiness reviews although it does not hold the privileges of continuing airworthiness management (for aircraft to which Part-ML is applicable). This means that the certificate will show the boxes 'maintenance' and 'airworthiness reviews' ticked.

AMC1 CAO.A.095(b)(3) Privileges of the organisation

ED Decision 2021/009/R

SUBCONTRACTING OF CONTINUING AIRWORTHINESS TASKS

- (a) The CAO may subcontract certain continuing airworthiness management tasks to qualified organisations. The subcontracted organisation performs the continuing airworthiness management tasks as an integral part of the CAO quality system, irrespective of any other approval held by the subcontracted organisation (including CAMO, CAO or Part-145 approval).
- (b) The CAO remains accountable for the satisfactory completion of the continuing airworthiness management tasks irrespective of any contract that may be established.
- (c) In order to fulfil this responsibility, the CAO should be satisfied that the actions taken by the subcontracted organisation meet the standards required by Part-CAO. Therefore, the CAO management of such activities should be accomplished by:
- (1) active control through direct involvement; and/or
 - (2) endorsing the recommendations made by the subcontracted organisation.
- (d) In order to retain ultimate responsibility, the CAO should limit subcontracted tasks to the activities specified below:
- (1) airworthiness directive analysis and planning;
 - (2) service bulletin analysis;
 - (3) planning of maintenance;
 - (4) reliability monitoring, engine health monitoring;
 - (5) maintenance programme development and amendments; and
 - (6) any other activities, which do not limit the CAO responsibilities, as agreed by the competent authority.
- (e) The CAO's controls associated with subcontracted continuing airworthiness management tasks should be reflected in the associated contract and be in accordance with the CAO policy and procedures defined in the CAE. When such tasks are subcontracted, the quality system is considered to be extended to the subcontracted organisations.
- (f) With the exception of engines and auxiliary power units, contracts would normally be limited to one organisation per aircraft type for any combination of the subcontracted activities. Where contracts are made with more than one organisation, the CAO should demonstrate that adequate coordination controls are in place and that the individuals' responsibilities are clearly defined in the related contracts.
- (g) Contracts should not authorise the subcontracted organisation to subcontract elements of the continuing airworthiness management tasks to other organisations.

- (h) The competent authority should exercise oversight of the subcontracted activities through the CAO approval. The contracts should be acceptable to the competent authority. The CAO should only subcontract to organisations which are specified by the competent authority on EASA Form 3-CAO (page 2, block titled 'List of organisation(s) working under a quality system').
- (i) The subcontracted organisation should agree to notify the CAO of any changes affecting the contract as soon as practical. The CAO should then inform its competent authority. Failure to do so may invalidate the competent authority's acceptance of the contract.
- (j) [Appendix II to AMC1 CAMO.A.125\(d\)\(3\)](#) provides information on the subcontracting of continuing airworthiness management tasks by the CAMO. The same principles may be applied to the CAO.

CAO.A.100 Quality system and organisational review

Regulation (EU) 2019/1383

- (a) To ensure that the CAO continues to meet the requirements of this Annex, this organisation shall establish a quality system and designate a quality manager.
- (b) The quality system shall monitor the carrying out of the activities of the organisation covered by this Annex. It shall monitor in particular:
 - (1) that all those activities are performed in accordance with the approved procedures;
 - (2) that all contracted maintenance tasks are carried out in accordance with the contract;
 - (3) that the organisation continues to comply with the requirements of this Annex.
- (c) The records of that monitoring shall be retained for at least the previous 2 years.
- (d) Where the organisation holding a CAO approval is additionally approved in accordance with an Annex other than this Annex, the quality system may be combined with that required by the other Annex.
- (e) A CAO shall be considered as a small CAO when one of the following condition is met:
 - (1) the scope of the CAO does only contain aircraft covered by Part-ML.
 - (2) the CAO does not exceed 10 full-time equivalent staff involved in maintenance.
 - (3) the CAO does not exceed 5 full-time equivalent staff involved in continuing airworthiness management.
- (f) In the case of a small CAO, the quality system may be replaced by regular organisational reviews, subject to the approval of the competent authority. In that case, the CAO shall not contract continuing airworthiness management tasks to other parties.

GM1 CAO.A.100(a) Quality system and organisational review

ED Decision 2020/002/R

QUALITY SYSTEM — GENERAL

- (a) The primary objectives of the quality system are to provide an independent monitoring function on how the organisation ensures compliance with the applicable requirements, policies and procedures, and to request actions where non-compliances are identified.
- (b) The independence of the quality system is established by always ensuring that audits are carried out by personnel who are not responsible for the functions, procedures or products that are audited.

AMC1 CAO.A.100(a) Quality system and organisational review

ED Decision 2020/002/R

QUALITY SYSTEM — FEEDBACK

- (a) The quality system should include a feedback system: it should ensure that all findings resulting from the independent audits are properly investigated and corrected in a timely manner. It should address who is required to rectify each non-compliance and the procedure to be followed if rectification is not completed within appropriate timescales. The procedure should enable the accountable manager to be kept informed of any safety issues and the extent of compliance with Part-CAO.
- (b) The audit reports referenced in [AMC1 CAO.A.100\(b\)](#) should be sent to the relevant department for rectification action giving target rectification dates. Rectification dates should be discussed with such department before the quality department or nominated auditor confirms such dates in the report. The relevant department is required to rectify findings and inform the quality manager or the auditor of such rectification.
- (c) The accountable manager should hold regular meetings with staff to check the progress of any corrective actions. If these meetings are delegated to the quality manager on a day-to-day basis, then the accountable manager should:
 - (1) meet the senior staff involved at least twice per year to review the overall performance of the compliance monitoring function; and
 - (2) receive at least a half-yearly summary report on non-compliance findings.

AMC1 CAO.A.100(b) Quality system and organisational review

ED Decision 2020/002/R

QUALITY SYSTEM — INDEPENDENT AUDIT

- (a) An essential element of the quality system is the independent audit.
- (b) The independent audit should be an objective process of routine sample checks of all aspects of the organisation's ability to carry out continuing airworthiness management and/or maintenance to the standards required by Regulation (EU) No 1321/2014. It should include some product sampling (e.g. product audit) as this is the end result of the process.
- (c) The independent audit should provide an objective overview of the complete set of continuing-airworthiness-management- and/or maintenance-related activities.
- (d) The organisation should establish an audit plan to show when and how often the activities as required by Part-M, Part-ML and Part-CAO will be audited.
- (e) The audit plan should ensure that all aspects of Part-CAO compliance are verified every year, including all the subcontracted activities, and the auditing may be carried out as a complete single exercise or (sub)divided over the annual period. The independent audit should not require each procedure to be verified against each product line when it can be shown that the particular procedure is common to more than one product line and the procedure has been verified every year without resultant findings. Where findings have been identified, the particular procedure should be verified against other product lines until the findings have been rectified, after which the independent audit procedure may revert to a 1-year interval for the particular procedure.
- (f) Provided that there are no safety-related findings, the audit planning cycle specified in this AMC may be increased by up to 100 %, subject to agreement by the competent authority.

- (g) Where the organisation has more than one location approved, the quality system should include a description of how these locations are integrated into the system, and include a plan to audit each location at a frequency consistent with the extent of activity at the particular location, not exceeding 2 years.
- (h) A report should be issued each time an audit is carried out describing what was checked and the resulting non-compliance findings against applicable requirements and procedures.

GM1 CAO.A.100(b) and CAO.B.055 Quality system and organisational review and Continuing oversight

ED Decision 2022/011/R

THE USE OF INFORMATION AND COMMUNICATION TECHNOLOGIES (ICT) FOR PERFORMING REMOTE AUDITS

Similar provisions to those in [GM1 145.A.200\(a\)\(6\)](#) and [145.B.300](#) apply.

GM1 CAO.A.100(e) Quality system and organisational review

ED Decision 2020/002/R

An organisation that holds both maintenance and continuing airworthiness management privileges can be considered to be at the same time:

- a small CAO for one privilege; and
- not a small CAO for the other privilege.

In these situations, the organisation is not considered to be a small CAO as a whole.

AMC1 CAO.A.100(f) Quality system and organisational review

ED Decision 2020/002/R

ORGANISATIONAL REVIEW

- (a) The primary objectives of organisational review are to provide a monitoring function on how the organisation ensures compliance with the applicable requirements, policies and procedures, and to request actions where non-compliances are identified.
- (b) The CAO should identify the:
 - (1) person responsible for the organisational review;
 - (2) frequency of the reviews;
 - (3) scope and content of the reviews;
 - (4) persons accomplishing the reviews;
 - (5) procedure for planning, performing and processing review findings; and
 - (6) procedure for ensuring corrective actions are carried out in the appropriate time frame.
- (c) [Appendix II to AMC1 CAO.A.100\(f\)](#) should be used to manage the organisational reviews.
- (d) The following continuing airworthiness management activities should not be considered to be subcontracting and, as a consequence, they may be performed without a quality system, although they need to be described in the CAE and be approved by the competent authority:

- (1) Subscription to a technical publisher that provides maintenance data (aircraft maintenance manuals, illustrated parts catalogues, service bulletins, etc.).
- (2) Contracting the use of a software tool for the management of [CAO.A.080](#) continuing airworthiness data and [CAO.A.090](#) records, provided that:
 - (i) if the tool is used by several organisations, each organisation has access to its own data only;
 - (ii) introduction of data can only be performed by personnel of the CAO; and
 - (iii) the data can be retrieved at any time.

CAO.A.105 Changes to the organisation

Regulation (EU) 2021/700

- (a) In order to enable the competent authority to determine continued compliance with this Annex, the CAO shall notify the competent authority of any proposal to carry out any of the following changes, before such changes take place:
 - (1) changes affecting the information contained in the approval certificate laid down in Appendix I and the terms of approval of this Annex;
 - (2) changes of the persons referred to in points [CAO.A.035\(a\)](#) and (b);
 - (3) changes in the aircraft types covered by the scope of work referred to in point (a)(1) of point [CAO.A.020](#) in the case of aeroplanes of more than 2 730 kg maximum take-off mass (MTOM) and in the case of helicopters of more than 1 200 kg MTOM or certified for more than 4 occupants;
 - (4) changes in the scope of work referred to in point (a)(2) of [CAO.A.020](#) in the case of complete turbine engines;
 - (5) changes in the control procedure set out in point (b) of this point.
- (b) Any other changes in locations, facilities, equipment, tools, material, procedures, scope of work and staff shall be controlled by the CAO through a control procedure provided for in the CAE. The CAO shall submit a description of those changes and the corresponding CAE amendments to the competent authority within 15 days from the day on which the change took place.

CAO.A.110 Continued validity

Regulation (EU) 2019/1383

- (a) An approval shall be issued for an unlimited duration and shall remain valid subject to:
 - (1) the organisation remaining in compliance with the requirements of this Annex, in particular how the findings are handled in accordance with point [CAO.A.115](#);
 - (2) the competent authority being granted access to the organisation to determine continued compliance with the requirements of this Annex;
 - (3) the competent authority not having surrendered or revoked the approval.
- (b) Upon surrender or revocation of the approval, the organisation shall return the approval certificate to the competent authority.

CAO.A.115 Findings

Regulation (EU) 2019/1383

- (a) A Level 1 finding is any significant non-compliance with Part-CAO requirements which lowers the safety standard and seriously hazards flight safety.
- (b) A Level 2 finding is any non-compliance with the Part-CAO requirements which may lower the safety standard and possibly hazard flight safety.
- (c) After receiving a notification of a finding in accordance with point [CAO.B.060](#), the CAO shall adopt a corrective action plan and demonstrate to the satisfaction of the competent authority that it has taken the necessary corrective action to address the finding within the time period set by that authority.

SECTION B — AUTHORITY REQUIREMENTS

CAO.B.010 Scope

Regulation (EU) 2019/1383

This Section establishes the administrative requirements to be met by the competent authorities in connection to the requirements for organisations set out in Section A.

CAO.B.017 Means of compliance

Regulation (EU) 2019/1383

- (a) The Agency shall develop Acceptable Means of Compliance ('AMC') that may be used to demonstrate compliance with Regulation (EU) 2018/1139 and its delegated and implementing acts.
- (b) Alternative means of compliance may be used to demonstrate compliance with Regulation (EU) 2018/1139 and its delegated and implementing acts
- (c) The competent authority shall establish a system to consistently evaluate that all alternative means of compliance used by organisations under its oversight allow for the establishment of compliance with Regulation (EU) No 2018/1139 and its delegated and implementing acts.
- (d) The competent authority shall evaluate all alternative means of compliance proposed by an organisation in accordance with point [CAO.A.017](#) by analysing the documentation provided and, if considered necessary, conducting an inspection of the organisation.

When the competent authority finds that the alternative means of compliance are in accordance with Regulation (EU) 2018/1139 and its delegated and implementing acts, it shall without undue delay:

- (1) notify the applicant that the alternative means of compliance may be used and, if applicable, amend the approval or certificate of the applicant accordingly;
- (2) notify the Agency of their content, including copies of all relevant documentation.

GM1 CAO.B.017 Means of compliance

ED Decision 2020/002/R

ALTERNATIVE MEANS OF COMPLIANCE

Alternative means of compliance that are used by a CAO, may be used by another CAO only if they are processed again in accordance with point [CAO.B.017\(d\)](#).

CAO.B.020 Record-keeping

Regulation (EU) 2019/1383

- (a) The competent authority shall establish a system of record-keeping that allows adequate traceability of the process to keep the records for issuing, continuing, changing, suspending or revoking each issued certificate.
- (b) The records of the competent authority for the oversight of organisations approved in accordance with this Annex shall include, as a minimum:
 - (1) the application for an organisation approval;

- (2) the organisation approval certificate, including any changes thereto;
 - (3) a copy of the audit programme of the organisation, listing the dates at which audits were carried out and when they are due;
 - (4) the continuing-oversight records, including all audit records, as provide for in point [CAO.B.055](#);
 - (5) all findings, actions required to close the findings and recommendations;
 - (6) copies of all relevant correspondence with the organisation;
 - (7) details of any exemption in accordance with point [CAO.B.035](#) and enforcement actions;
 - (8) any report from other competent authorities relating to the oversight of the organisation;
 - (9) CAE and its amendments;
 - (10) copies of any other document approved by the competent authority.
- (c) The retention period for the records listed under point (b) shall be at least 5 years.
- (d) All records shall be made available to the competent authority of another Member State or the Agency, upon request.

CAO.B.025 Mutual exchange of information

Regulation (EU) 2019/1383

- (a) Where necessary for the performance of their tasks under this Regulation, the competent authorities shall exchange information.
- (b) In the case of a potential safety threat involving several Member States, the competent authorities concerned shall assist each other in carrying out the necessary oversight action.

CAO.B.030 Responsibilities

Regulation (EU) 2019/1383

The competent authority shall conduct the necessary inspections and investigations in order to verify and ensure that the organisations for which it is responsible in accordance with point [CAO.1](#) meets the requirements of Section A of this Annex.

CAO.B.035 Exemptions

Regulation (EU) 2019/1383

Where a Member State grants an exemption from the requirements of this Annex in accordance with paragraph 2 of Article 71 of Regulation (EU) 2018/1139, the competent authority shall record the exemption. It shall retain those records as provided for in point (b)(6) of point [CAO.B.020](#).

CAO.B.040 Application

Regulation (EU) 2019/1383

Where facilities of the CAO are located in more than one Member State, the initial certification procedure and continued oversight of the approval shall be carried out in cooperation with the competent authorities designated by the Member States in whose territory the other facilities are located.

CAO.B.045 Initial certification procedure

Regulation (EU) 2020/270

- (a) Where it has been established that the organisation meets the requirements laid down in points (a) and (b) of [CAO.A.035](#), the competent authority shall formally notify the applicant about the acceptance of the personnel.
- (b) The competent authority shall ensure that the procedures specified in the CAE comply with Section A, and that the accountable manager has signed the commitment statement referred to in point (a)(1) of [CAO.A.025](#).
- (c) The competent authority shall verify that the organisation complies with Section A.
- (d) The competent authority shall convene a meeting with the accountable manager at least once during the investigation for approval to ensure that he or she fully understand the significance of the approval and the statement referred to in point (a)(1) of [CAO.A.025](#)
- (e) All findings in accordance with point [CAO.B.060](#) shall be confirmed in writing to the applicant organisation.
- (g) Before issuing the approval the competent authority shall close all be findings after the organisation has corrected them.

GM1 CAO.B.045(a) Initial certification procedure

ED Decision 2020/002/R

FORMAL ACCEPTANCE OF MANAGEMENT STAFF

The approval by the competent authority of the CAE, containing in accordance with [CAO.A.025\(a\)\(3\)](#) the nominative list of [CAO.A.035\(a\)](#) and (b) persons, constitutes the formal notification of acceptance by the competent authority of this personnel.

AMC1 CAO.B.045 Initial certification procedure

ED Decision 2020/002/R

VERIFICATION OF COMPLIANCE

- (a) In order to verify the organisation's compliance with the applicable requirements, the competent authority should conduct an audit of the organisation, including interviews of the personnel, and inspections carried out at the organisation's facilities.
- (b) The competent authority should only conduct such an audit if it is satisfied that the application and the supporting documentation are in compliance with the applicable requirements.
- (c) The audit should focus on the following areas:
 - (1) the management structure, including the names and qualifications of personnel required by points [CAO.A.035\(b\)](#), and the adequacy of the organisation and its management structure;
 - (2) the personnel:
 - (i) the adequacy of the number of staff, and their qualifications and experience with regard to the intended terms of approval and the associated privileges;
 - (ii) the validity of licences and/or authorisations, as applicable;
 - (3) the quality system (or organisational review);

- (4) the facilities and their adequacy regarding the organisation's scope of work;
- (5) the documentation required by Part-CAO, including:
 - (i) the verification that the procedures specified in the CAE comply with the applicable requirements; and
 - (ii) the verification that the accountable manager has signed the exposition statement.
- (d) If an application for an organisation certificate is refused, the applicant should be informed of the right of appeal that exists under national law.

AMC2 CAO.B.045 Initial certification procedure

ED Decision 2020/002/R

MAINTENANCE DATA

The organisation is not required to continuously hold all the maintenance data. It is acceptable to have a procedure to ensure that the specific maintenance data required for a particular maintenance activity will be available before that maintenance takes place.

However, the organisation should be able to demonstrate its maintenance capability and find means to comply with [CAO.A.050\(a\)](#) when it does not hold all current applicable maintenance data before the approval.

AMC1 CAO.B.045(c) Initial certification procedure

ED Decision 2020/002/R

An EASA Form 613 should be used for this activity (see [Appendix I to AMC1 CAO.B.045\(c\)](#) and [AMC1 CAO.B.055\(b\)](#)).

CAO.B.050 Issuance of the initial certificate

Regulation (EU) 2020/270

- (a) Where the competent authority has established that the applicant complies with point [CAO.B.045](#), it shall issue the certificate, using the EASA Form 3-CAO template laid down in [Appendix I](#) and specifying the terms of approval.
- (b) The competent authority shall include the reference number of the CAO as specified in the EASA Form 3-CAO template laid down in [Appendix I](#).

CAO.B.055 Continuing oversight

Regulation (EU) 2019/1383

- (a) The competent authority shall establish and keep up-to-date, an oversight programme, specifying all CAOs to which it has issued a certificate and the dates at which it has audited and is scheduled to audit those CAOs.
- (b) The competent authority shall audit at periods not exceeding 24 months each CAO to which it has issued an approval. Those audits shall concentrate, in particular, on the changes to the organisation notified to it in accordance with the procedure specified in point (b) of point [CAO.A.105](#).

- (c) A relevant sample of the aircraft managed by the CAO, if the organisation is approved to do so, shall be surveyed at every 24-month period. The size of the sample shall be decided by the competent authority based on the result of prior audits and earlier product surveys.
- (d) The competent authority shall confirm in writing any finding during those audits to the CAO.
- (e) The competent authority shall record any findings during those audits, any actions required to close the findings and any recommendations issued.
- (f) The competent authority shall convey a meeting with the accountable manager of the CAO at least once every 24 months.

AMC1 CAO.B.055 Continuing oversight

ED Decision 2020/002/R

At the successful conclusion of the audit(s), including verification of the CAE, an audit report form should be completed by the auditing surveyor including all recorded findings, closure actions and the recommendation. An EASA Form 613 should be used for this activity (see [Appendix I to AMC CAO.B.045\(c\) and CAO.B.055\(b\)](#)).

A review of EASA Form 613 audit report form should be carried out by a competent independent person nominated by the competent authority. Satisfactory review of the audit form should be indicated by a signature on the audit form.

AMC2 CAO.B.055 Continuing oversight

ED Decision 2020/002/R

SUBCONTRACTED ACTIVITIES

- (a) If a CAO subcontracts continuing airworthiness management tasks, all subcontracted organisations should also be audited by the competent authority at periods not exceeding 24 months to ensure that the subcontracted continuing airworthiness management tasks are carried out in compliance with Part-CAO, Part-M and Part-ML, as applicable.
- (b) If a CAO subcontracts specialised maintenance tasks, the competent authority should determine whether the subcontracted organisation needs to be audited and included in the oversight programme, taking into account the specific nature and complexity of the subcontracted activities and the results of previous oversight activities of the CAO. Consideration may also be given to subcontracted organisation holding an organisation approval or a certification to an industry standard.
- (c) For these audits, the competent authority inspector should ensure that he or she is accompanied throughout the audit by a senior technical member of the CAO.

NOTE: When a CAO subcontracts tasks, the competent authority should also ensure that the CAO has sufficient control over the subcontracted organisation.

CAO.B.060 Findings

Regulation (EU) 2019/1383

- (a) When during audits or by any other means, evidence is found showing non-compliance to the Part-CAO requirements, the competent authority shall take the following actions:
 - (1) for Level 1 findings, immediate action shall be taken by the competent authority to revoke, limit or suspend in whole or in part, depending upon the extent of the Level 1

finding, the CAO approval, until successful corrective action has been taken by the organisation; and

- (2) for Level 2 findings, the competent authority shall grant a corrective action period of no more than 3 months, appropriate to the nature of the finding — in certain circumstances, at the end of this first period and subject to the nature of the finding, the competent authority can extend this 3-month period subject to a satisfactory corrective action plan.
- (b) Action shall be taken by the competent authority to suspend in whole or in part the approval in case of failure to comply within the timescale set out by the competent authority.

AMC1 CAO.B.060(a)(1) Findings

ED Decision 2020/002/R

LEVEL 1 FINDINGS

Where a level 1 finding directly relates to an aircraft, the competent authority should inform the State in which the aircraft is registered.

For a level 1 finding related to maintenance, it may be necessary for the competent authority to ensure that further maintenance and re-certification of all affected products is accomplished, dependent upon the nature of the finding.

CAO.B.065 Changes

Regulation (EU) 2019/1383

- (a) Upon receiving an application for a change in accordance with point (a) of point [CAO.A.105](#), the competent authority shall verify the organisation's compliance with the applicable requirements before issuing the approval of the change.
- (b) The competent authority may indicate the conditions under which the CAO shall operate during the change unless the competent authority determines that the organisation's certificate shall be suspended because of the nature or extent of the changes.
- (c) For changes not requiring prior approval, the competent authority shall assess during the oversight activities that the CAO complies with the approved control procedure provided for in point (b) of point CAO.A.105 and complies with the applicable requirements.

CAO.B.070 Suspension, limitation and revocation

Regulation (EU) 2019/1383

The competent authority shall:

- (a) suspend an approval on reasonable grounds in the case of a potential safety threat; or
- (b) suspend, revoke or limit an approval pursuant to point [CAO.B.060](#).

APPENDICES TO ANNEX Vd (PART-CAO)

Appendix I — Combined airworthiness organisation (CAO) certificate - EASA Form 3-CAO

Regulation (EU) 2020/270

- (a) Within the approval class(es) and rating(s) established by the competent authority, the scope of work specified in the CAE defines the exact limits of approval. It is therefore essential that the approval class(es) and rating(s) and the organisations scope of work are matching.
- (b) An aircraft rating, in relation to the maintenance privileges, means that the CAO may carry out maintenance on the aircraft and any component (including engines), in accordance with aircraft maintenance data or, if agreed by the competent authority, in accordance with component maintenance data, only whilst such components are fitted to the aircraft. Nevertheless, such aircraft-rated CAO may temporarily remove a component for maintenance in order to improve access to that component except when such removal creates the need for additional maintenance not eligible for the requirements of point (b). This will be subject to a control procedure in the CAE to be approved by the competent authority.
- (c) An engine rating (turbine, piston or electrical) means that the CAO may carry out maintenance on the uninstalled engine and engine components, in accordance with engine maintenance data or, if agreed by the competent authority, in accordance with component maintenance data, only whilst such components are fitted to the engine. Nevertheless, such engine-rated CAO may temporarily remove a component for maintenance in order to improve access to that component except when such removal creates the need for additional maintenance not eligible for the requirements of point (c). An engine-rated CAO may also carry out maintenance on an installed engine during base and line maintenance subject to a control procedure in the CAE to be approved by the competent authority.
- (d) A component rating (other-than-complete engines) means that the CAO may carry out maintenance on uninstalled components (excluding complete engines) intended for fitment to the aircraft or engine. This CAO may also carry out maintenance on an installed component (other-than-complete engines) during base and line maintenance or at an engine maintenance facility subject to a control procedure in the CAE to be approved by the competent authority.
- (e) An non-destructive testing (NDT) rating is a self-contained rating not necessarily related to a specific aircraft, engine or other component. The NDT rating is only necessary for a CAO that carries out NDT as a particular task for another organisation. A CAO approved with an aircraft, engine or component rating may carry out NDT on products they are maintaining subject to the CAE containing NDT procedures, without the need for an NDT rating.

[MEMBER STATE (*)]
A Member of the European Union (**)

COMBINED AIRWORTHINESS ORGANISATION CERTIFICATE

Reference: [MEMBER STATE CODE (*).CAO.[XXXX]

Pursuant to Regulation (EU) 2018/1139 of the European Parliament and of the Council of 4 July 2018 on common rules in the field of civil aviation and establishing a European Union Aviation Safety Agency and to Regulation (EU) No 1321/2014 and subject to the conditions specified below, the [COMPETENT AUTHORITY OF THE MEMBER STATE (*)] hereby certifies:

[COMPANY NAME AND ADDRESS]

as a combined airworthiness organisation in compliance with Section A of Annex Vd (Part-CAO) to Regulation (EU) No 1321/2014.

CONDITIONS:

- (a) this approval is limited to that specified in the terms of approval attached, and in the 'Scope of work' Section of the approved combined airworthiness exposition, as referred to in Section A of Annex Vd (Part-CAO) to Regulation (EU) No 1321/2014; and
- (b) this approval requires compliance with the procedures specified in the approved combined airworthiness exposition; and
- (c) this approval is valid whilst the approved combined airworthiness organisation remains in compliance with Annex Vd (Part-CAO) to Regulation (EU) No 1321/2014; and
- (d) where the approved combined airworthiness organisation contract out, under their quality system, the service of one or several organisations, this approval remains valid subject to such organisation(s) fulfilling applicable contractual obligations; and
- (e) subject to compliance with the foregoing conditions, this approval shall remain valid for an unlimited duration unless the approval has previously been surrendered, superseded, suspended or revoked.

Date of original issue of the approval certificate:

Date of this revision of the approval certificate:

Revision No:

Signed:

For the competent authority: [COMPETENT AUTHORITY OF THE MEMBER STATE (*)]

(*) or EASA if EASA is the competent authority

(**) delete for non-EU Member States or EASA.

COMBINED AIRWORTHINESS ORGANISATION TERMS OF APPROVAL

Reference: [MEMBER STATE CODE (*).CAO.XXXX

Organisation: [COMPANY NAME AND ADDRESS]

CLASS	RATING	PRIVILEGES(***)
AIRCRAFT (**)	Aeroplanes — other-than-complex motor-powered aircraft (**)	<input type="checkbox"/> Maintenance <input type="checkbox"/> Continuing-airworthiness management <input type="checkbox"/> Airworthiness review <input type="checkbox"/> Permit to fly
	Aeroplanes up to 2 730 kg maximum take-off mass (MTOM) (**)	<input type="checkbox"/> Maintenance <input type="checkbox"/> Continuing-airworthiness management <input type="checkbox"/> Airworthiness review <input type="checkbox"/> Permit to fly
	Helicopters — other-than-complex motor-powered aircraft (**)	<input type="checkbox"/> Maintenance <input type="checkbox"/> Continuing-airworthiness management <input type="checkbox"/> Airworthiness review <input type="checkbox"/> Permit to fly
	Helicopters up to 1 200 kg MTOM, certified for a maximum of up to 4 occupants (**)	<input type="checkbox"/> Maintenance <input type="checkbox"/> Continuing-airworthiness management <input type="checkbox"/> Airworthiness review <input type="checkbox"/> Permit to fly
	Airships (**)	<input type="checkbox"/> Maintenance <input type="checkbox"/> Continuing-airworthiness management <input type="checkbox"/> Airworthiness review <input type="checkbox"/> Permit to fly
	Balloons (**)	<input type="checkbox"/> Maintenance <input type="checkbox"/> Continuing-airworthiness management <input type="checkbox"/> Airworthiness review <input type="checkbox"/> Permit to fly
	Sailplanes (**)	<input type="checkbox"/> Maintenance <input type="checkbox"/> Continuing-airworthiness management <input type="checkbox"/> Airworthiness review <input type="checkbox"/> Permit to fly
COMPONENTS (**)	Complete turbine engines (**)	<input type="checkbox"/> Maintenance
	Complete piston engines (**)	
	Electrical engines (**)	
	Components other than complete engines (**)	
SPECIALISED SERVICES (**)	Non-destructive testing (NDT) (**)	<input type="checkbox"/> NDT

LIMITATIONS

(to be included only for organisations rated for aeroplanes, helicopters or complete engines, if they only have one person planning and performing all maintenance tasks)

The following maintenance is excluded from the scope of work (***):

- maintenance on aeroplanes equipped with a turbine engine;
- maintenance on helicopters equipped with a turbine engine or with more than one piston engine; and
- maintenance on complete piston engines of 450 HP and above, and on complete turbine engines.

List of organisation(s) working under a quality system (*)**

These terms of approval are limited to the products, parts and appliances, and to the activities specified in the 'Scope of work' Section of the approved combined airworthiness exposition,

Combined airworthiness exposition reference:

Date of original issue of the exposition:

Date of last revision approved:Revision No:

Signed:

For the competent authority: [COMPETENT AUTHORITY OF THE MEMBER STATE (*)]

(*) or EASA if EASA is the competent authority

(**) delete as appropriate if the organisation is not approved.

(***) complete as appropriate

APPENDICES TO AMC AND GM TO ANNEX Vd (PART-CAO)

Appendix I to AMC1 CAO.B.045(c) and AMC1 CAO.B.055 — EASA Form 613

ED Decision 2021/009/R

Part-CAO APPROVAL RECOMMENDATION REPORT	EASA FORM 613
Part 1: General	
Name of organisation:	
Approval reference:	
Requested approval rating:	
EASA Form 3-CAO dated*:	
Other approvals held (if applicable):	
Address of facility audited:	
Audit period: from	to
Date(s) of audit(s):	
Audit reference(s):	
Persons interviewed:	
Competent authority inspector(s):	Signature(s):
Competent authority office:	Date of EASA Form 613 Part 1 completion:
*delete where applicable	

Part-CAO APPROVAL RECOMMENDATION REPORT		EASA FORM 613				
Part 2: Part-CAO Compliance audit review						
The five columns may be labelled and used as necessary to record the approval product line or facility, including the subcontractor's, reviewed. Against each column used regarding the following Part-CAO points, please either tick (√) the box if satisfied with compliance or cross (X) the box if not satisfied with compliance, and specify the reference of the Part 4 finding next to the box; or enter N/A if an item is not applicable; or N/R if it is applicable but it was not reviewed.						
Point	Subject					
M.A.201(c) ML.A.201(c)	Maintenance responsibility	<input type="checkbox"/>	<input type="checkbox"/>	<input type="checkbox"/>	<input type="checkbox"/>	<input type="checkbox"/>
M.A.403(b) ML.A.403(b)	Aircraft defects	<input type="checkbox"/>	<input type="checkbox"/>	<input type="checkbox"/>	<input type="checkbox"/>	<input type="checkbox"/>
CAO.A.017	Means of compliance	<input type="checkbox"/>	<input type="checkbox"/>	<input type="checkbox"/>	<input type="checkbox"/>	<input type="checkbox"/>
CAO.A.020	Terms of approval	<input type="checkbox"/>	<input type="checkbox"/>	<input type="checkbox"/>	<input type="checkbox"/>	<input type="checkbox"/>
CAO.A.025	Combined airworthiness exposition (see Part 3)	<input type="checkbox"/>	<input type="checkbox"/>	<input type="checkbox"/>	<input type="checkbox"/>	<input type="checkbox"/>
CAO.A.030	Facilities	<input type="checkbox"/>	<input type="checkbox"/>	<input type="checkbox"/>	<input type="checkbox"/>	<input type="checkbox"/>
CAO.A.035	Personnel requirements	<input type="checkbox"/>	<input type="checkbox"/>	<input type="checkbox"/>	<input type="checkbox"/>	<input type="checkbox"/>
CAO.A.040	Certifying staff	<input type="checkbox"/>	<input type="checkbox"/>	<input type="checkbox"/>	<input type="checkbox"/>	<input type="checkbox"/>
CAO.A.045	Airworthiness review staff	<input type="checkbox"/>	<input type="checkbox"/>	<input type="checkbox"/>	<input type="checkbox"/>	<input type="checkbox"/>
CAO.A.050	Components, equipment and tools	<input type="checkbox"/>	<input type="checkbox"/>	<input type="checkbox"/>	<input type="checkbox"/>	<input type="checkbox"/>
CAO.A.055	Maintenance data and work orders	<input type="checkbox"/>	<input type="checkbox"/>	<input type="checkbox"/>	<input type="checkbox"/>	<input type="checkbox"/>
CAO.A.060	Maintenance standards	<input type="checkbox"/>	<input type="checkbox"/>	<input type="checkbox"/>	<input type="checkbox"/>	<input type="checkbox"/>
CAO.A.065	Aircraft certificate of release to service	<input type="checkbox"/>	<input type="checkbox"/>	<input type="checkbox"/>	<input type="checkbox"/>	<input type="checkbox"/>
CAO.A.070	Component certificate of release to service	<input type="checkbox"/>	<input type="checkbox"/>	<input type="checkbox"/>	<input type="checkbox"/>	<input type="checkbox"/>
CAO.A.075	Continuing-airworthiness management	<input type="checkbox"/>	<input type="checkbox"/>	<input type="checkbox"/>	<input type="checkbox"/>	<input type="checkbox"/>
CAO.A.080	Continuing-airworthiness management data	<input type="checkbox"/>	<input type="checkbox"/>	<input type="checkbox"/>	<input type="checkbox"/>	<input type="checkbox"/>
CAO.A.085	Airworthiness review	<input type="checkbox"/>	<input type="checkbox"/>	<input type="checkbox"/>	<input type="checkbox"/>	<input type="checkbox"/>
CAO.A.090	Record-keeping	<input type="checkbox"/>	<input type="checkbox"/>	<input type="checkbox"/>	<input type="checkbox"/>	<input type="checkbox"/>

CAO.A.095	Privileges of the organisation	<input type="checkbox"/>	<input type="checkbox"/>	<input type="checkbox"/>	<input type="checkbox"/>	<input type="checkbox"/>
CAO.A.100	Quality system and organisational review	<input type="checkbox"/>	<input type="checkbox"/>	<input type="checkbox"/>	<input type="checkbox"/>	<input type="checkbox"/>
CAO.A.105	Changes to the organisation	<input type="checkbox"/>	<input type="checkbox"/>	<input type="checkbox"/>	<input type="checkbox"/>	<input type="checkbox"/>
Competent authority inspector(s):			Signature(s):			
Competent authority office:			Date of EASA Form 613 Part 2 completion:			

Part-CAO APPROVAL RECOMMENDATION REPORT		EASA FORM 613
Part 3: Compliance with the combined airworthiness exposition (CAE) Please either tick (√) the box if satisfied with compliance; or cross (X) if not satisfied with compliance, and specify the reference of the Part 4 finding; or enter N/A if an item is not applicable; or N/R if it is applicable but it was not reviewed.		
Part A	GENERAL DESCRIPTION	
A.1	<input type="checkbox"/>	Statement by the accountable manager
A.2	<input type="checkbox"/>	General presentation of the organisation
A.3	<input type="checkbox"/>	Description and location of the facilities
A.4	<input type="checkbox"/>	Scope of work
A.5	<input type="checkbox"/>	Exposition amendments and changes to the organisation
A.6	<input type="checkbox"/>	Procedure for alternative means of compliance
A.7	<input type="checkbox"/>	Management personnel
A.8	<input type="checkbox"/>	Organisation chart
A.9	<input type="checkbox"/>	Manpower resources
A.10	<input type="checkbox"/>	List of certifying staff
A.11	<input type="checkbox"/>	List of staff responsible for the development and approval of the AMP
A.12	<input type="checkbox"/>	List of airworthiness review staff
A.13	<input type="checkbox"/>	List of staff responsible for the issuance of permits to fly
Part B	GENERAL PROCEDURES	
B.1	<input type="checkbox"/>	Quality (or organisational review) system
B.2	<input type="checkbox"/>	Audit plan (or frequency and content of organisational review)
B.3	<input type="checkbox"/>	Monitoring of maintenance contracts
B.4	<input type="checkbox"/>	Qualification, assessment and training of staff
B.5	<input type="checkbox"/>	One-off certification authorisation
B.6	<input type="checkbox"/>	Limited certification authorisation
B.7	<input type="checkbox"/>	Subcontracting

Part-CAO APPROVAL RECOMMENDATION REPORT		EASA FORM 613
Part 3: Compliance with the combined airworthiness exposition (CAE) Please either tick (√) the box if satisfied with compliance; or cross (X) if not satisfied with compliance, and specify the reference of the Part 4 finding; or enter N/A if an item is not applicable; or N/R if it is applicable but it was not reviewed.		
B.8	<input type="checkbox"/>	Maintenance data and continuing airworthiness management data
B.9	<input type="checkbox"/>	Records management and retention
B.10	<input type="checkbox"/>	Carrying out the airworthiness review
B.11	<input type="checkbox"/>	Conformity with approved flight conditions
B.12	<input type="checkbox"/>	Issue of the permit to fly
Part C	MAINTENANCE PROCEDURES	
C.1	<input type="checkbox"/>	Maintenance — general
C.2	<input type="checkbox"/>	Work order acceptance
C.3	<input type="checkbox"/>	Components, equipment, tools and material (supply, acceptance, segregation, storage, calibration, etc.)
C.4	<input type="checkbox"/>	Maintenance facility (selection, organisation, cleanliness and environmental limitations)
C.5	<input type="checkbox"/>	Maintenance accomplishment and maintenance standards
C.6	<input type="checkbox"/>	Prevention of maintenance error
C.7	<input type="checkbox"/>	Critical maintenance tasks and error-capturing method
C.8	<input type="checkbox"/>	Fabrication
C.9	<input type="checkbox"/>	Certifying staff responsibilities and maintenance release
C.10	<input type="checkbox"/>	Defects arising during maintenance
C.11	<input type="checkbox"/>	Maintenance away from approved location
C.12	<input type="checkbox"/>	Procedure for component maintenance under aircraft or engine rating
C.13	<input type="checkbox"/>	Procedure for maintenance on installed engine (or component) under engine (or component) rating
C.14	<input type="checkbox"/>	Special procedures (specialised tasks, non-destructive testing (NDT), engine running, etc.)
C.15	<input type="checkbox"/>	Issue of ARC under maintenance privilege
Part D	CONTINUING AIRWORTHINESS MANAGEMENT PROCEDURES	
D.1	<input type="checkbox"/>	Continuing airworthiness management — general
D.2	<input type="checkbox"/>	MEL (and CDL) application
D.3	<input type="checkbox"/>	AMP development, control and periodic review
D.4	<input type="checkbox"/>	Airworthiness directives and other mandatory airworthiness requirements
D.5	<input type="checkbox"/>	Modifications and repairs
D.6	<input type="checkbox"/>	Pre-flight inspection
D.7	<input type="checkbox"/>	Defects
D.8	<input type="checkbox"/>	Establishment of contracts and work orders for the maintenance
D.9	<input type="checkbox"/>	Coordination of maintenance activities

Part-CAO APPROVAL RECOMMENDATION REPORT		EASA FORM 613
Part 3: Compliance with the combined airworthiness exposition (CAE) Please either tick (√) the box if satisfied with compliance; or cross (X) if not satisfied with compliance, and specify the reference of the Part 4 finding; or enter N/A if an item is not applicable; or N/R if it is applicable but it was not reviewed.		
D.10	<input type="checkbox"/>	Mass and balance statement
D.11	<input type="checkbox"/>	Issue of ARC or ARC recommendation
D.12	<input type="checkbox"/>	ARC extension
D.13	<input type="checkbox"/>	Maintenance check flights
Part E SUPPORTING DOCUMENTS		
E.1	<input type="checkbox"/>	Sample documents
E.2	<input type="checkbox"/>	List of subcontracted organisations
E.3	<input type="checkbox"/>	List of organisations contracted by the CAO
E.4	<input type="checkbox"/>	Aircraft technical log system (if applicable)
E.5	<input type="checkbox"/>	List of the currently approved alternative means of compliance
E.6	<input type="checkbox"/>	Copy of contracts for subcontracted continuing airworthiness tasks
CAE reference:		CAE amendment:
Competent authority audit staff:		Signature(s):
Competent authority office:	Date of EASA Form 613 Part 3 completion:	

Part-CAO APPROVAL RECOMMENDATION REPORT		EASA FORM 613			
<p>Part 4: Findings regarding Part-CAO compliance status Each level 1 and 2 finding should be recorded whether it has been rectified or not, and should be identified by a simple cross reference to the Part 2 requirement. All non-rectified findings should be copied in writing to the organisation for them to take the necessary corrective action.</p>					
Part 2 or 3 ref.	Audit reference(s): Findings	L e v e l	Corrective action		
			Date due	Date closed	Reference

Part-CAO APPROVAL RECOMMENDATION REPORT	EASA FORM 613
Part 5: Part-CAO approval or continued approval or change recommendation*	
Name of organisation:	
Approval reference:	
Audit reference(s):	
The following Part-CAO terms of approval are recommended for this organisation:	
Or, it is recommended that the Part-CAO terms of approval specified in EASA Form 3-CAO referenced should be continued.	
Name of recommending competent authority inspector:	
Signature of recommending competent authority inspector:	
Competent authority office:	
Date of recommendation:	
EASA Form 613 review:	Date:
*delete as appropriate	

Appendix II to AMC1 CAO.A.100(f) — Organisational review

ED Decision 2023/013/R

Depending on the complexity of the small organisation (number and type of aircraft, number of different fleets, privilege to perform airworthiness reviews, etc.), the organisational review system may vary from a system using the principles and practices of a quality system (except for the requirement of independence) to a simplified system adapted to the low complexity of the organisation and the aircraft managed.

As a core minimum, the organisational review system should have the following features, which should be described in the CAE:

(a) Identification of the person responsible for the organisational review programme

By default, this person should be the accountable manager, unless he or she delegates this responsibility to (one of) the [CAO.A.035\(b\)](#) person(s).

(b) Identification and qualification criteria for the person(s) responsible for performing the organisational reviews

These persons should have a thorough knowledge of the regulations and of the organisation procedures. They should also have knowledge of audits, acquired through training or through experience (preferably as an auditor, but also possibly because they actively participated in several audits conducted by the competent authority).

(c) Elaboration of the organisational review programme

(1) Checklist(s) covering all items necessary to be satisfied that the organisation delivers a safe product and complies with the regulation. All procedures described in the CAE should be addressed.

(2) A schedule for the accomplishment of the checklist items. Each item should be checked at least every 12 months. The organisation may choose to conduct one full review annually or to conduct several partial reviews.

(d) Performance of organisational reviews

Each checklist item should be answered using an appropriate combination of:

- review of records, documentation, etc.;
- sample check of aircraft under contract or being maintained under a work order;
- interview of personnel involved;
- review of discrepancies and internal reports (e.g. notified difficulties when using current procedures and tools, systematic deviations from procedures, etc.);
- review of complaints filed by customers.

(e) Management of findings and occurrence reports

All findings should be recorded and notified to the affected persons.

(1) All findings that lower the safety standard and seriously hazard flight safety should be immediately notified to the competent authority and all necessary actions on aircraft in service should be immediately taken.

(2) All occurrence reports should be reviewed with the aim of continuous improvement of the system by identifying possible corrective and preventive actions. This should be done in order to find prior indicators (e.g. notified difficulties when using current procedures

and tools, systematic deviations from procedures, unsafe behaviours, etc.), and dismissed alerts that, had they been recognised and appropriately managed before the event, could have resulted in the undesired event being prevented.

- (3) Corrective and preventive actions should be approved by the person responsible for the organisational review programme and implemented within a specified time frame.
- (4) Once the person responsible for the organisational review programme is satisfied that the corrective action is effective, the closure of the finding should be recorded along with a summary of the corrective action.
- (5) The accountable manager should be notified of all significant findings and, on a regular basis, of the global results of the organisational review programme.

Below is a typical example of a simplified organisational review checklist, **to be adapted as necessary to cover the CAE procedures used and the privileges held by the organisation:**

1. Scope of work

- Check that all aircraft under contract are covered in EASA Form 3-CAO.
- Check that the scope of work in the CAE is consistent with EASA Form 3-CAO.
- Check that no work has been performed outside the scope of EASA Form 3-CAO and the CAE.
- Is it justified to retain in the approved scope of work aircraft types for which the organisation has no longer aircraft under contract?

2. Maintenance data

- Check that the maintenance data is present and up to date for the ongoing maintenance activity.
- Check that no change has been made to the maintenance data from the design approval holder (DAH) or the declarant of a declaration of design compliance without the DAH or declarant being notified.

3. Equipment and tools

- Check the availability of maintenance equipment and tools against the lists in the CAE and check if they are still appropriate with regard to the maintenance data.
- Check tools for proper calibration (sample check).

4. Stores

- Do the stores meet the criteria of the CAE procedures?
- Check by sampling some items in the store for presence of proper documentation and any overdue items.

5. Certification of maintenance

- Has maintenance on products and components been properly certified?
- Have implementations of modifications/repairs been carried out with appropriate approval of such modifications/repairs (sample check)?

6. Maintenance contracted

- Sample check of maintenance records:
- Existence and adequacy of the work order;
- Data received from the maintenance organisation:
 - valid CRS including any deferred maintenance;
 - list of removed and installed components and copy of the associated EASA Form 1 or equivalent.
- Obtain a copy of the current approval certificate (EASA Form 3) of the maintenance organisations contracted.

7. Maintenance subcontracted

Check that subcontractors for specialised services are properly controlled by the organisation.

8. Relations with the owners/operators — maintenance

- Has maintenance been carried out with suitable work orders?
- When a maintenance contract has been signed with an owner/operator, have the obligations of the contracts been respected by both parties?

9. Relations with the owners/operators — continuing airworthiness management

- Has a contract (in accordance with [Appendix I to Part-M](#) or Appendix I to Part-ML) been signed with each external owner/operator, covering all the aircraft whose airworthiness is managed by the CAO?
- Have the owners/operators under contract fulfilled their obligations identified in the contract? As appropriate:
 - Are the pre-flight checks correctly performed? (interview of pilots)
 - Is the technical log or equivalent correctly used (record of flight hours/cycles, defects reported by the pilot, identification of what maintenance is next due, etc.)?
 - Have flights occurred with overdue maintenance or with defects not properly rectified or deferred? (sample check from the aircraft records)
 - Has maintenance been performed without notifying the CAO (sample check from the aircraft records, interview of the owner/operator)?

10. Maintenance records

- Have the maintenance actions been properly recorded?
- Perform a sample check of maintenance records (including EASA Form 1 or equivalent, and certificates of conformity) to ensure completeness and storage during the appropriate periods.

11. Continuing airworthiness records

- Perform a sample check of continuing airworthiness records to ensure completeness and storage during the appropriate periods.
- Is storage of computerised data properly ensured?

12. Airworthiness review and permit to fly records

Perform a sample check of airworthiness review and permit to fly records to ensure completeness and storage during the appropriate periods.

13. Airworthiness situation of the fleet

Does the continuing airworthiness status (AD, maintenance programme, life-limited components, deferred maintenance, ARC validity) show any expired items? If so, are the aircraft grounded?

14. Aircraft maintenance programme (AMP) development and control

- For Part-ML aircraft, ensure that the AMP has been approved by the CAO and has been subject to annual review.
- For Part-M aircraft, check that all revisions to the DAH or the declarant of a declaration of design compliance instructions for continuing airworthiness (ICA), since the last review, have been (or are planned to be) incorporated in the maintenance programme, unless otherwise approved by the competent authority.
- Has the maintenance programme taken into account all modifications or repairs?
- Have all maintenance programme amendments been approved at the right level (CAO, competent authority or indirect approval)?
- Does the status of compliance with the maintenance programme reflect the latest approved maintenance programme?
- How has the organisation managed:
 - the tolerances (variations) to the AMP intervals?
 - the deviations from the maintenance tasks to be performed in accordance with the AMP?
- Have the deviations from the DAH or the declarant of a declaration of design compliance ICA in the development of the AMP been properly justified and recorded?

15. ADs (and other safety measures mandated by the competent authority or EASA)

- Have all ADs issued since the last review been incorporated into the AD status?
- Does the AD status correctly reflect the AD content: applicability, compliance date, periodicity, etc.? (sample check on ADs)

16. Modifications/repairs

- Are all modifications/repairs listed in the corresponding status approved in accordance with [M.A.304](#) or [ML.A.304](#)? (sample check on modifications/repairs)
- Have all the modifications/repairs which have been installed since the last review been incorporated in the corresponding status? (sample check from the aircraft/component logbooks or equivalent)

17. Personnel

- Check that the current accountable manager and other nominated persons are correctly identified in the approved CAE.
- If the number of personnel has decreased or if the activity has increased, check that the organisation has still sufficient and adequate staff.

- Check that the qualification of all new personnel (or personnel with new functions) has been appropriately assessed.
- Check that the staff has been trained, as necessary, to cover changes in:
 - regulations;
 - competent authority publications;
 - the CAE and associated procedures;
 - the approved scope of work;
 - maintenance data (significant ADs, ICA amendments, etc.).

18. Occurrence reporting procedures

Check that reporting is properly performed, actions taken and recorded.

19. Airworthiness review and permit to fly procedures

- Have airworthiness reviews been properly performed and the airworthiness review certificate or recommendation been properly issued?
- Have permits to fly been properly issued and the approved flight condition been complied with?

Appendix III to AMC1 CAO.A.015 — EASA Form 2

ED Decision 2020/002/R

The provisions of [Appendix IX to AMC M.A.602 and AMC M.A.702](#) EASA Form 2 apply.